



KENNEBEC VALLEY  
COMMUNITY COLLEGE

YOUR BRIDGE TO A BRIGHTER FUTURE

**2022-2023**  
FACT BOOK  
[kvcc.me.edu](http://kvcc.me.edu)

## Forward from KVCC President

I am delighted to share the 2021-2022 Kennebec Valley Community College Fact Book. The information presented is built on a foundation that includes a focus on student engagement and success, as well as the institution's commitment to local industry, community members, and key organizations. It is a summary of institutional data gathered from many areas of the College, compiled to capture the current fiscal and academic year. As an institution accredited by the New England Commission of Higher Education (NECHE), the College includes much of the data required by the Commission for accreditation purposes.

In August of 2019, the College launched the strategic planning process to create the College's five-year strategic plan. Our work was interrupted in March of 2020 with the world-wide impact of the Pandemic. The College began the work of moving all services, operations, and classes to a remote environment, and focused the next few years on the well-being of students, faculty, and staff; while working to keep our doors open for essential face-to-face instruction in the safest way possible. The strategic planning began again in the Summer of 2021 and was completed in January of 2022.

In addition to the data surrounding enrollment and programming in academic degree programs, I am pleased to also note the wonderful training opportunities that are occurring through Workforce Training. Opportunities are available for employers to offer professional development trainings. The creation of the Harold Alfond Center for the Advancement of Maine's Workforce also provided the College with avenues to advance the training opportunities for advancing Maine's workforce.

Our strategic plan, accreditation data, and the information presented here are part of KVCC's constant effort to support institutional integrity through transparency while serving to promote the overall quality of academic services and supports provided at the College. Monitoring of institutional capacity and tracking of program performance assist the College in planning, decision making, and integration of best practices.

The creation of our Fact Book is led by Karen Glew, Director of Institutional Research. Since 2013, her work has been supported with assistance from many partners across the College. A special thanks to Karen and everyone at KVCC who contribute to this important publication.

**Karen Normandin**  
**President**  
**Kennebec Valley Community College**

# Welcome to KVCC!

Kennebec Valley Community College is located on two campuses in mid-Maine. Its 70-acre main campus in Fairfield is easily reached by taking Exit 132 off Interstate 95. The new 600-acre Harold Alfond Campus is located seven miles north of the Fairfield Campus on U.S. Route 201 in Hinckley, Maine.

## Fairfield Campus

92 Western Avenue  
Fairfield, Maine 04937  
(207) 453-5822

## Harold Alfond Campus

677 Skowhegan Road  
Hinckley, Maine 04944

*The KVCC Annual Fact Book is compiled  
by:*

### Office of Institutional Research

92 Western Avenue  
Fairfield, Maine 04937  
(207) 453-5820

[www.kvcc.me.edu](http://www.kvcc.me.edu)

## INSTITUTIONAL PROFILE

- Public, two-year college
- Eighteen associate degrees in allied health, nursing and technical programs.
- Associate of arts in Liberal Studies, and General Studies
- Twenty, one-year certificate/diploma programs
- Coeducational
- Commuter
- 2,108 credit students in Fall 2021

## DEGREE-SEEKING ENROLLMENT FALL 2021

- 1,293 degree-seeking students
- 33.5% full-time
- 66.5% part-time
- 69.5% female
- 30.5% male
- Average age 28 years
- 185 students direct from high school

## ACADEMIC COMPLETIONS GRANTED

- 397 Degrees/Certificates Awarded

## 2021-2022 TUITION & FEES

- \$96/credit – in-state
- \$192/credit – out-of-state
- \$3,798 in-state tuition & fees
- \$7,408 out-of-state tuition & fees
- New England Regional Student Program

## FINANCIAL AID

- Just over 1,000 degree-seeking students received some form of financial award in 2021-2022. Average amount of assistance was \$4,587.
- The KVCC Foundation (private, non-profit) awarded over \$148,000 in student scholarships

# Annual Fact Book

2021-2022 Academic Year

## Table of Contents

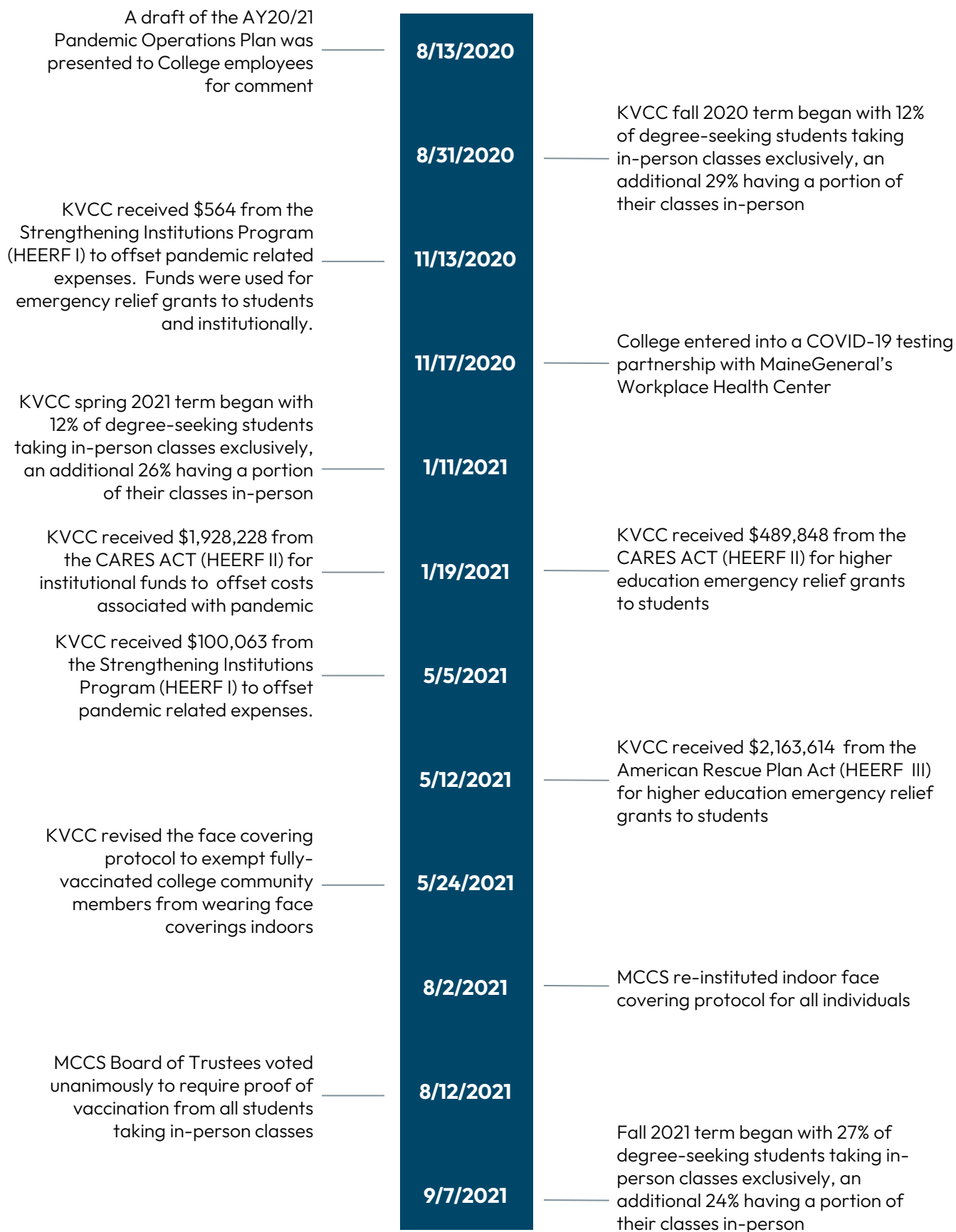
	KVCC Response to COVID-19.....	4
Section 1:	General Information.....	11
Section 2:	Profile of Fall 2021 Students .....	15
Section 3:	Analysis of Credit-Bearing Activity.....	22
Section 4:	Trends of High School Students Enrolled at KVCC.....	39
Section 5:	Student Engagement & Satisfaction.....	42
Section 6:	Student Success.....	49
Section 7:	Student Financial Assistance.....	77
Section 8:	KVCC Foundation.....	83
Section 9:	Institutional Financial Data.....	88
Section 10:	Employees.....	92
Section 11:	Workforce Training & Professional Development .....	95
Section 12:	Civic Engagement.....	106
	Accreditation.....	117
	Index of Charts and Graphs .....	118



## KVCC Response to COVID-19: Timeline

College published an informational coronavirus page on KVCC website	<b>2/8/2020</b>	
	<b>2/29/2020</b>	KVCC established a Pandemic Response Team
Governor Mills organized a Coronavirus Response Team	<b>3/2/2020</b>	
	<b>3/5/2020</b>	A list is created of critical and on-site/remote College employees
Maine announced the first confirmed case of COVID-19	<b>3/12/2020</b>	KVCC extended student spring break from March 14 to March 21
Maine Governor's Office declared a state of civil emergency	<b>3/15/2020</b>	
	<b>3/17/2020</b>	Outside cleaning firm engaged to disinfect both campuses
The college announced that it will move all lecture-based courses online	<b>3/18/2020</b>	
	<b>3/20/2020</b>	KVCC entered lock out
KVCC moved all lecture-based courses online and establishes a virtual student check-in with live chat	<b>3/23/2020</b>	
	<b>4/1/2020</b>	The KVCC respiratory therapy program donated ventilators to local area hospitals
KVCC nursing and allied health programs donated program Personal protective equipment (PPE) to hospitals	<b>4/3/2020</b>	
	<b>4/24/2020</b>	KVCC provided its stock of carry-out containers from the KVCC Café to the local homeless shelter. This enabled the shelter to offer meals to-go when seated dining was no longer possible at the shelter.
KVCC received \$489,848 from the CARES Act (HEERF I) for higher education emergency relief grants to students	<b>5/5/2020</b>	KVCC drafted first Pandemic Operations Plan for AY2021
	<b>5/16/2020</b>	
KVCC held its first-ever online, virtual commencement	<b>5/18/2020</b>	KVCC received \$489,847 from the CARES Act (HEERF I) for institutional funding to offset unexpected costs associated with serving students during the 2019 pandemic
	<b>6/3/2020</b>	
KVCC received \$48,066 from the Strengthening Institutions Program (HEERF I) to offset pandemic related expenses. Funds were used for emergency relief grants to students and institutionally.	<b>6/20/2020</b>	Draft of latest AY20/21 Pandemic Operations Plan submitted to the Maine Community College System for review/comment

## KVCC Response to COVID-19: Timeline



## KVCC Response to COVID-19: Timeline

Spring 2022 term began with 22% of degree-seeking students taking in-person classes exclusively, an additional 22% having a portion of their classes in-person

**1/1/2022**

**03/2022**

KVCC modified face covering protocol to make masking optional

KVCC received \$207,941 from the Supplemental Support under the American Rescue Plan Act – SSARP (HEERF III) for higher education emergency relief grants to the institution

**09/2022**

KVCC received \$207,941 from the Supplemental Support under the American Rescue Plan Act – SSARP (HEERF III) for higher education emergency relief grants to students

## KVCC Response to COVID-19: Emergency Relief Grants to Students and KVCC

### Summary of the U.S. Department of Education Office of Postsecondary Education Coronavirus (COVID – 19) Emergency Grants for Postsecondary Education organized under the higher Emergency Relief Fund (HEERF)

Funding Source	Students	Institutional	Total
Coronavirus Aid, Relief, and Economic Security ACT – CARES (HEERF I)	\$489,848	\$489,847	\$979,695
Strengthening Institutions Program – SIP (HEERF I)	\$7,000	\$141,693	\$148,693
Coronavirus Aid, Relief, and Economic Security ACT – CARES (HEERF II)	\$489,848	\$1,928,228	\$2,418,076
American Rescue Act – ARP (HEERF III)	\$2,163,614	\$0	\$2,163,614
Supplemental Support under American Rescue Plan- SSARP (HEERF III)	\$207,941	\$207,941	\$415,882
<b>Total</b>	<b>\$3,358,251</b>	<b>\$2,767,709</b>	<b>\$6,125,960</b>

## **KVCC Response to COVID-19: Emergency Relief Grants to Students**

### **Coronavirus Aid, Relief, and Economic Security Act- CARES (HEERF I)**

**\$489,848.00** was awarded to KVCC for emergency relief grants to students through the **CARES Act**

The Coronavirus Aid, Relief, and Economic Security (CARES) Act was authorized by Congress to provide relief to students and colleges from the economic fallout related to the COVID-19 pandemic. CARES Act emergency relief grants to students were established for the sole purpose of assisting students with unexpected expenses related to the disruption of campus operations due to COVID-19, such as housing, food, course materials, technology, healthcare and childcare.

**KVCC disbursed its CARES Act student portion as emergency grants to students enrolled between June 1, 2020 and March 26, 2021.**

- \$119,709 Summer 2020 Semester Awards Disbursed June 5, 2020-August 28, 2020
- \$181,250 Fall 2020 Semester Awards Disbursed September 4, 2020- December 18, 2020
- \$188,889 Spring 2021 Semester Awards Disbursed January 8, 2021- March 26, 2021

### **Strengthening Institutions Program – SIP CARES (HEERF I)**

**\$7,000.00** was awarded to KVCC for emergency relief grants to students through the **SIP CARES Act**

A CARES Act (HEERF I) supplemental funding opportunity for institutions of higher education. Funds may be used either for emergency relief grants to students or for institutional funds to offset pandemic related expenses.

**KVCC disbursed its CARES Act student portion as emergency grants to students enrolled between June 1, 2020 and March 26, 2021.**

- \$119,709 Summer 2020 Semester Awards Disbursed June 5, 2020-August 28, 2020
- \$181,250 Fall 2020 Semester Awards Disbursed September 4, 2020- December 18, 2020
- \$188,889 Spring 2021 Semester Awards Disbursed January 8, 2021- March 26, 2021

## **KVCC Response to COVID-19: Emergency Relief Grants to Students**

### **Coronavirus Response and Relief Supplemental Appropriations Act- CRRSAA (HEERF II)**

**\$489,848** was awarded to KVCC for emergency relief grants to students through the **CRRSA Act**

**KVCC disbursed its CRRSAA student portion as emergency grants to students enrolled between May 13, 2021 and October 8, 2021**

- \$235,456 Summer 2021 Semester Awards Disbursed May 13, 2021-August 23, 2021
- \$254,392 Fall 2021 Semester Awards Disbursed September 3, 2021- October 8, 2021

### **American Rescue Plan Act- ARP (HEERF III)**

**\$2,163,614** was awarded to KVCC for emergency relief grants to students through the **ARP Act**

**KVCC disbursed its ARP student portion as emergency grants to students enrolled between June 18, 2021 and May 6, 2022**

- \$29,000 Summer 2021 Semester Awards Disbursed May 18, 2021- July 9, 2021
- \$1,482,352 Fall 2021 Semester Awards Disbursed September 16, 2021- December 22, 2021
- \$652,262 Spring 2022 Semester Awards Disbursed February 2, 2022- May 6, 2022

### **Supplemental Support under American Rescue Plan- SSARP (HEERF III)**

**\$207,941** was awarded to KVCC for emergency relief grants to students through the **SSARP Act**

**KVCC disbursed its SSARP student portion as emergency grants to students enrolled between September 23, 2022 -October 15, 2022**

- \$207,941 Fall 2022 Semester Awards Disbursed September 23, 2022- October 15, 2022

# KVCC Response to COVID-19: Community Contributions

## KVCC Cares About Our Community

### KVCC Food Pantry

The KVCC Food Pantry provides free grocery items to any member of the college community, students or employees, struggling to secure food for themselves and their families. The pantry stocks a wide range of basic non-perishable items, such as canned and dry goods, as well as produce, meats, and bakery items as available. This valuable resource receives support from several sources: The Good Shepherd Food Bank, The Foundation for Maine's Community Colleges, The KVCC Foundation, local churches, and community members. KVCC's Culinary Arts program also provides frozen prepared foods. By contributing low- or no-cost food items and monetary donations, these organizations and individuals make it possible for the pantry to remain in operation.

The pantry was originally created in 2015 as a student project for TRIO's SOC 108 (Introduction to Leadership) course. For the first two years, it was run by students and the Director of Student Life. It was housed in a small office space with a very limited number of items available. Since that time, it has grown and evolved, moving to a larger, more accessible space in 2018; in September of 2021, the pantry moved again to an even larger room with more space for refrigeration, shelving, and additional storage space.

In March of 2020, the KVCC campus closed due to the COVID-19 pandemic, and the pantry had to change its operation model to continue providing food assistance to the KVCC community. Before then, people accessed the pantry simply by scanning their KVCC ID cards; they could take whatever they needed from the items in stock. Adapting to pandemic protocols, the pantry switched to an online ordering system, whereby students could place an order by selecting items from a menu, then pick the orders up at designated times. This model proved to be very successful, and the pantry continues to provide this service now that students are back on campus, processing orders for approximately 80 families every month. In the summer of 2020, the KVCC Food Pantry formed a partnership with the Winslow Community Cupboard, which allowed the pantry to offer fresh produce, bakery items, and deli items in addition to the pre-ordered goods during the scheduled pick-up times. The pantry now distributes hundreds of pounds of fresh fruit, vegetables, breads and more every month to KVCC students and their families.

# SECTION 1: General Information



**KENNEBEC VALLEY  
COMMUNITY COLLEGE**

YOUR BRIDGE TO A BRIGHTER FUTURE

**Fairfield Campus**  
92 Western Avenue  
Fairfield, Maine 04937

[www.kvcc.me.edu](http://www.kvcc.me.edu)  
**(207) 453-5822**

**Harold Alfond Campus**  
677 Skowhegan Road  
Hinckley, Maine 04944

## General Information

KVCC provides high-quality education ensuring that its graduates acquire the skills necessary to secure a satisfying profession, engage successfully in further study, or simply find joy in learning. KVCC offers a dynamic education relevant to all aspects of Maine's labor market, with a consistently high job-placement rate and clear pathways for transfer to four-year institutions.

Kennebec Valley  
Community College  
prepares students  
to achieve their  
educational,  
professional, and  
personal goals in a  
supportive  
environment  
through shared  
values of  
responsibility,  
integrity and  
respect.

### Mission

#### For our institution:

To be recognized  
as a leader in  
educational  
excellence and  
innovation in  
Maine.

#### For our graduates:

To utilize their  
education and  
knowledge for  
productive and  
responsible  
citizenship.

### Vision

Integrity  
Excellence in teaching  
Emerging technology  
A student-centered  
environment  
Diversity  
Intellectual inquiry  
A culture of civility,  
cooperation, and  
collegiality  
A welcoming  
atmosphere for all  
newcomers  
A strong work ethic  
Creation of  
opportunities for self  
fulfillment and lifelong  
learning  
Personal wellness

### Values

# General Information

## Academic programs offered in 2021-2022

	Associate in Applied Science	Associate in Arts	Associate in Science	Certificate
<b>Allied health &amp; nursing</b>				
Advanced emergency care	●			
Advanced emergency care				●
Paramedic				●
Health information management	●			
Medical assisting	●			
Medical assisting				●
Phlebotomy				●
Medical coding				●
Nursing			●	
Occupation therapy assistant	●			
Physical therapy assistant	●			
Radiologic technology			●	
Respiratory therapy	●			
<b>Farm-to-table</b>				
Culinary arts	●			
Culinary arts – cooking skills				●
<b>Trades &amp; technology</b>				
Applied electronics & computer technology	●			
Applied electronics & computer technology				●
Applied engineering technology	●			
Electrical lineworker technology				●
Electrical technology	●			
Electrical technology				●
Energy services and technology	●			
Energy services and technology - HVAC				●
Plumbing				●
Precision machine operator				●
Precision machine technology	●			
Precision machine technology				●
Sustainable construction	●			
Sustainable construction – framing & craftsmanship				●
Sustainable construction- carpentry & building science				●
Trade & technical occupations	●			
Welding				●
<b>Business</b>				
Accounting	●			
Marketing/management	●			
<b>English &amp; humanities</b>				
Career studies	●			
Liberal studies		●		
<b>Math and science</b>				
Biology				
General science-biology			●	
General science-health			●	
General science-prepharmacy			●	
General studies		●		
Health science				●
<b>Social sciences</b>				
Early childhood education	●			
Mental health	●			
Mental health				●
Psychology			●	

## General Information

### Advising Center

The Advising Center aspires to be a source of support and resource for students as they progress through their educational journey at KVCC and beyond. The Center aims to educate and empower students to be active and responsive learners in their educational, career, and personal pursuits. The Center also intends to be a resource and support department for all faculty and staff. Advising center services include: New Student Orientation, Degree Planning, Course Registration, Policy Clarification, Support Referral, Transfer Assistance, Career & Major Exploration.

### Block Transfer

The Maine Community College System and Maine public universities have established a 34/35-credit block of general education courses that will transfer between colleges and universities. This block will satisfy the general education requirements at these colleges and universities.

### EMBARK

EMBARK, formerly Early College for ME, is a program of the Maine Community College System and is available at all seven community colleges. The program serves Maine students who are most likely to need additional support negotiating the financial, academic, and cultural challenges of college admission and matriculation. Students begin to work with EMBARK in their high schools; juniors and seniors receive individual guidance and support as they begin to think about their college options and potential. Then, as scholarship recipients, selected students continue to work with their EMBARK advisor through the first two years at their community college. Across the Maine community colleges, EMBARK scholarship recipients are more likely to both persist to their second fall semester and to graduate on time.

### Honors Program

KVCC's honors program offers the opportunity to demonstrate commitment to learning, leadership, and community. The Honors Program provides resources needed to engage in real world application of knowledge and skills regardless of the student's major.

### Jobs for Maine's Graduates (JMG)

JMG is focused on working with students who participated in JMG in high school and assisting them with their college journey. The JMG College and Career Specialist, located at KVCC, is a student navigator who works with each identified student identifying their goals, helping with academic challenges and advising students.

### Learning Commons

The Learning Commons fosters collaborative learning, provides a welcoming and flexible learning environment, and inspires students to discover, create, problem-solve and collaborate with their peers and faculty. The Learning Commons consolidates academic support services in one location bringing together academic, library and technology services in this dynamic environment.

### TRiO

TRiO's mission is to provide the comprehensive support necessary to increase degree completion rates of low-income, first-generation students and students with disabilities. TRiO services include academic advisement, intensive tutoring in math/science, writing, technology, personal and professional mentoring, assistance with learning styles/differences, and financial literacy.

For more information:

**Kennebec Valley Community Course Catalog** [College Catalog - KVCC \(me.edu\)](https://www.kvcc.edu/college-catalog)

**Advising, Enrollment & Transfer Services Transferring to KVCC** [Advising Home](#) - [Advising Center](#) - [LibGuides at Kennebec Valley Community College](#)

**Financial Aid and Veteran's Affairs Education Benefits Office** [Financial Aid - KVCC \(me.edu\)](#)

TRiO [TRiO Student Support Services - KVCC \(me.edu\)](#)

## SECTION 2: Profile of Fall 2021 Students



**KENNEBEC VALLEY  
COMMUNITY COLLEGE**

YOUR BRIDGE TO A BRIGHTER FUTURE

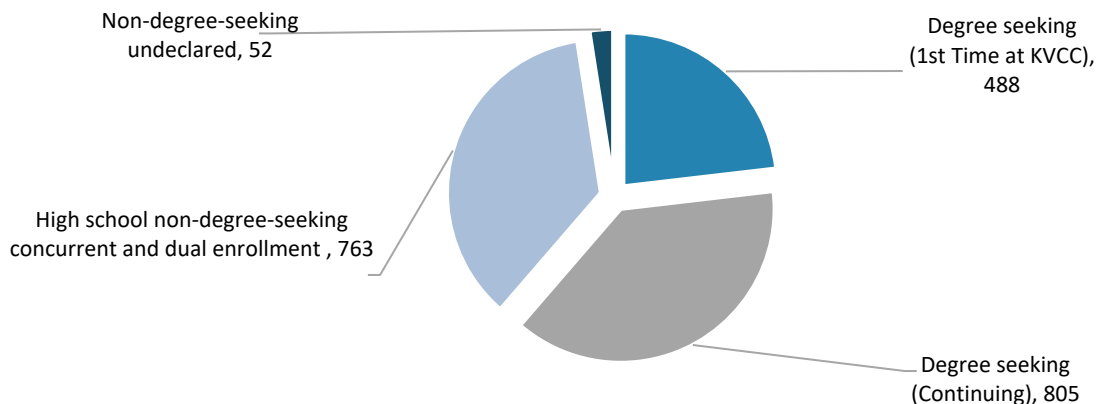
**Fairfield Campus**  
92 Western Avenue  
Fairfield, Maine 04937

[www.kvcc.me.edu](http://www.kvcc.me.edu)  
**(207) 453-5822**

**Harold Alfond Campus**  
677 Skowhegan Road  
Hinckley, Maine 04944

# Profile of Fall 2021 Students

## Fall 2021: Types of students



## Fall 2021: Enrollment by department: degree-seeking students\*

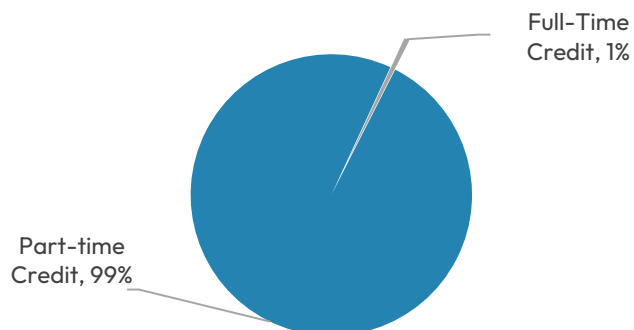
Department	New students to KVCC	Continuing students	Total
Allied health	61	152	213
Business	48	86	134
Education	42	80	122
Farm-to-table	14	9	23
Liberal studies	28	39	67
Math & science	182	208	390
Mental health	29	57	86
Nursing	5	67	72
Psychology	14	23	37
Trades & technology	65	84	149
<b>Total Degree-Seeking Students</b>	<b>488</b>	<b>805</b>	<b>1293</b>

\*High school and undeclared students are not included in this table

## Fall 2021: Enrollment status: degree-seeking students

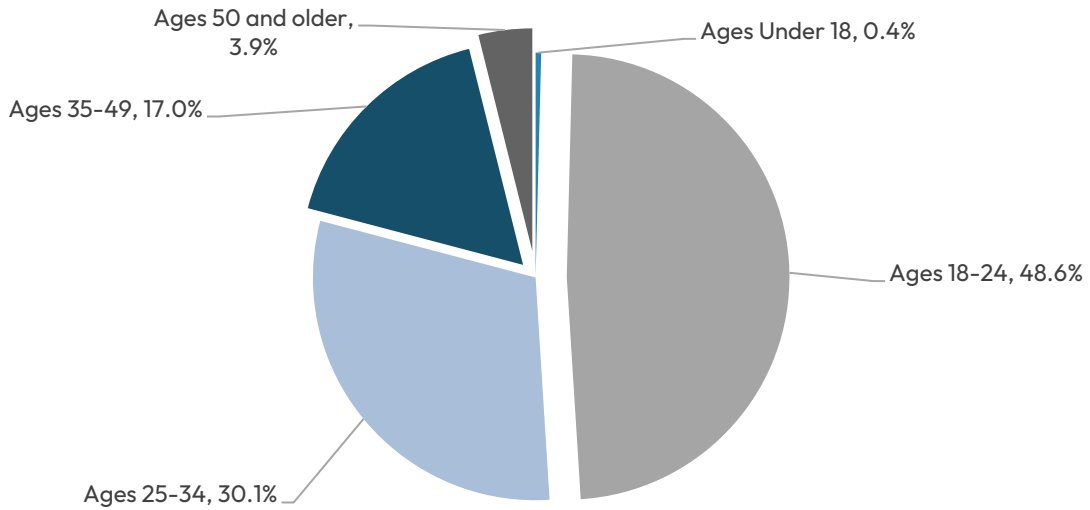


## Fall 2021: Enrollment status: non-degree-seeking undeclared and high school students

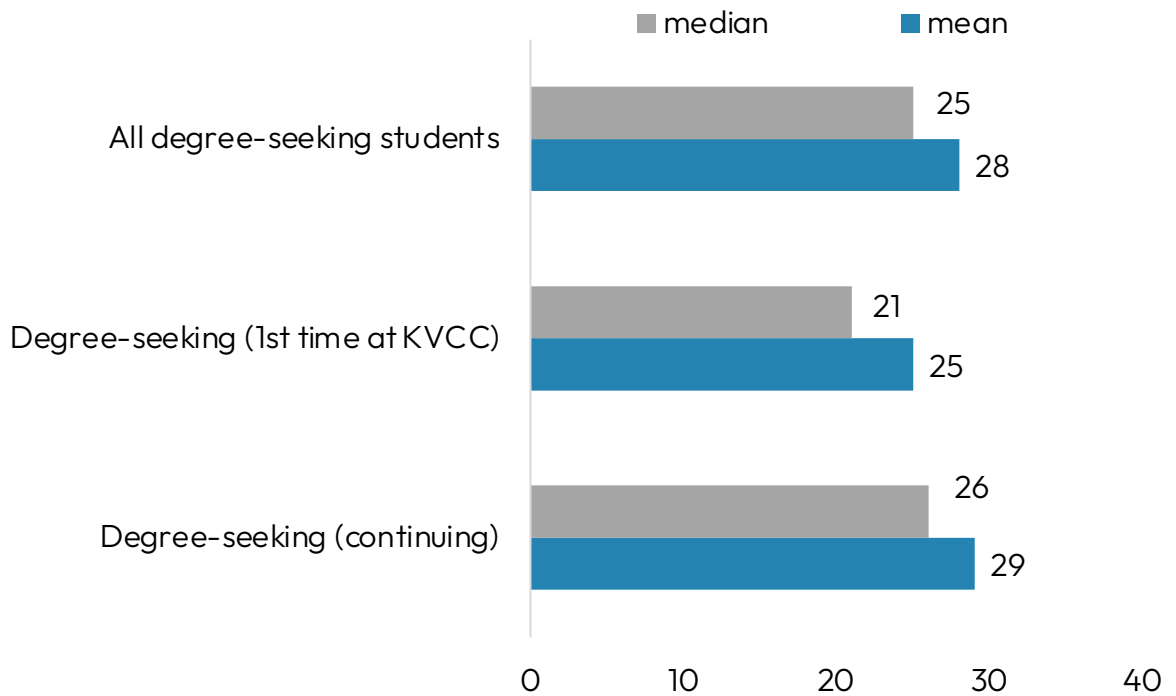


# Profile of Fall 2021 Students

## Fall 2021: Age ranges: degree-seeking students

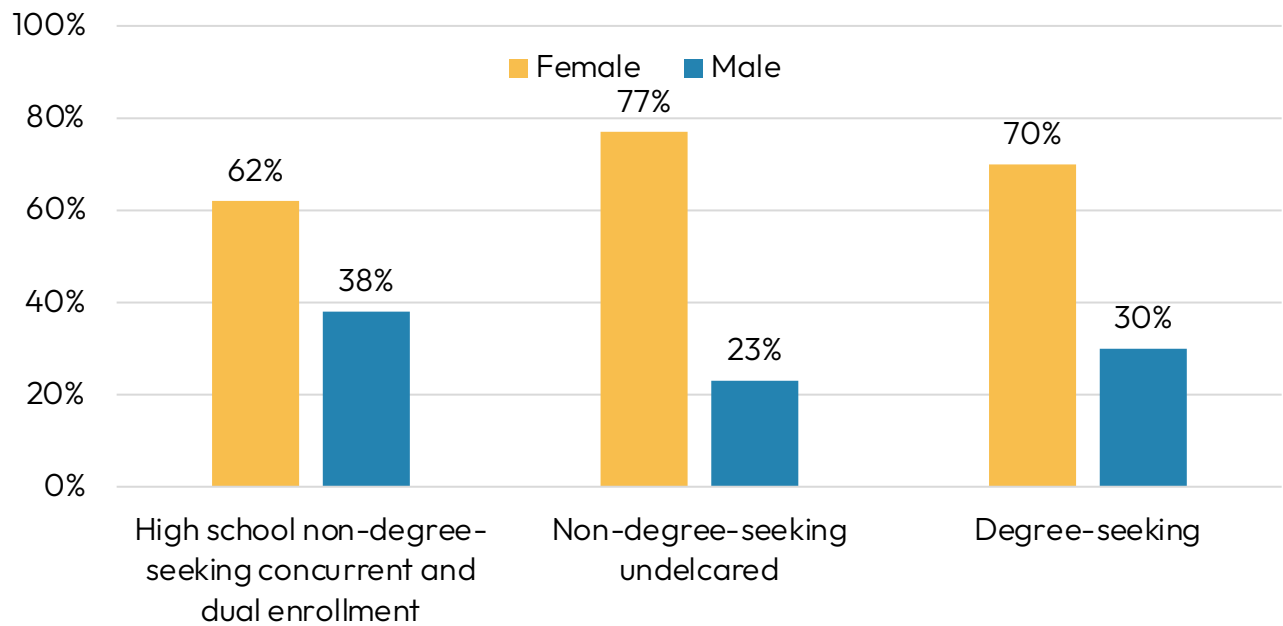
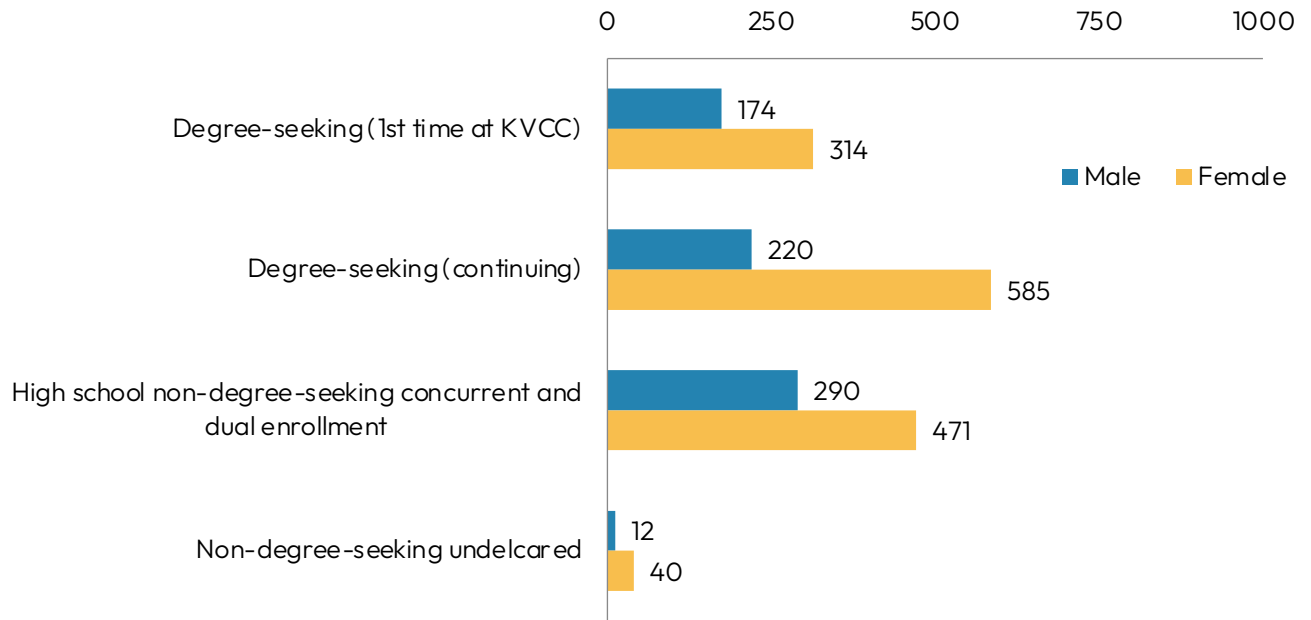


## Fall 2021: Average and median ages: degree-seeking students



# Profile of Fall 2021 Students

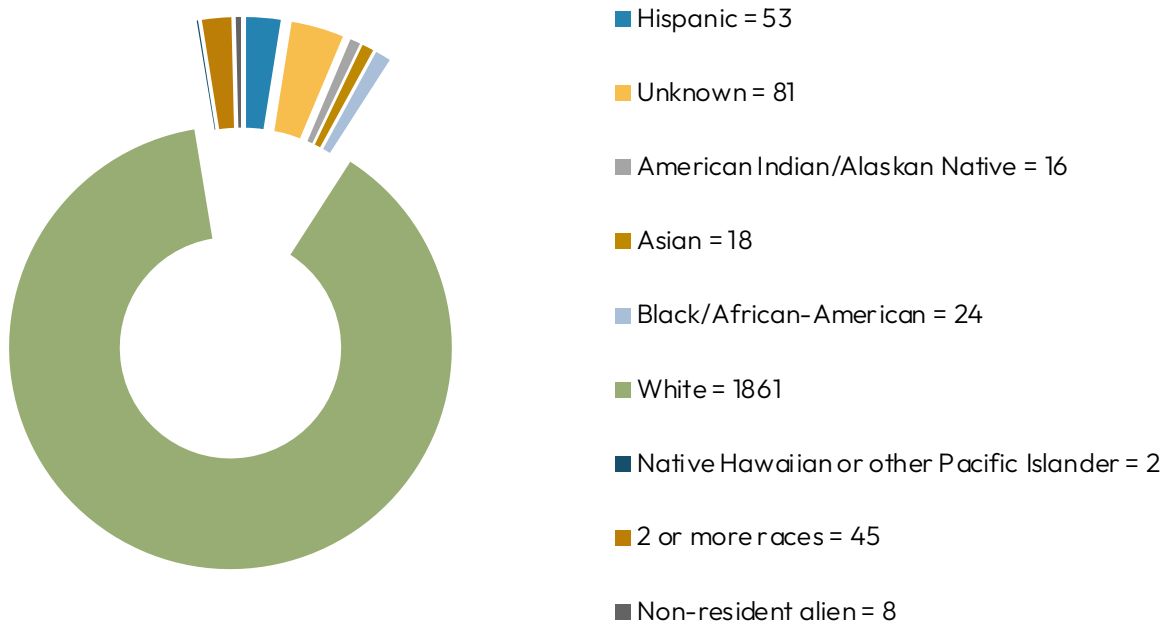
## Fall 2021: Gender\*



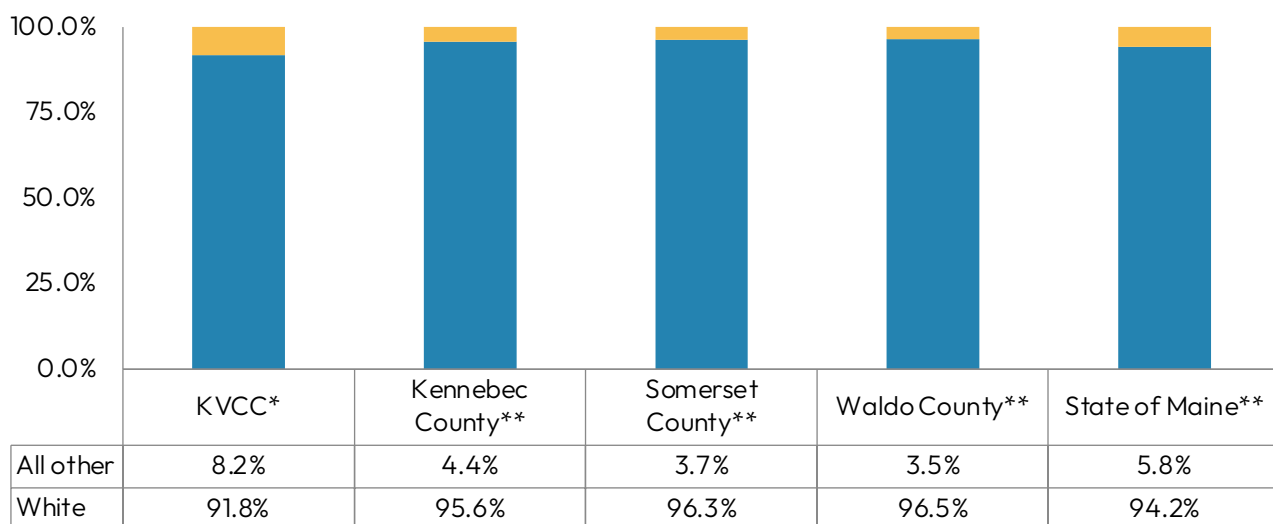
\*KVCC currently uses a binary definition of gender which is consistent with Maine Community College System practices. This will be modified in future years to collect gender beyond male and female.

# Profile of Fall 2021 Students

## Fall 2021: Race/ethnicity



## Fall 2021: Race/ethnicity comparison



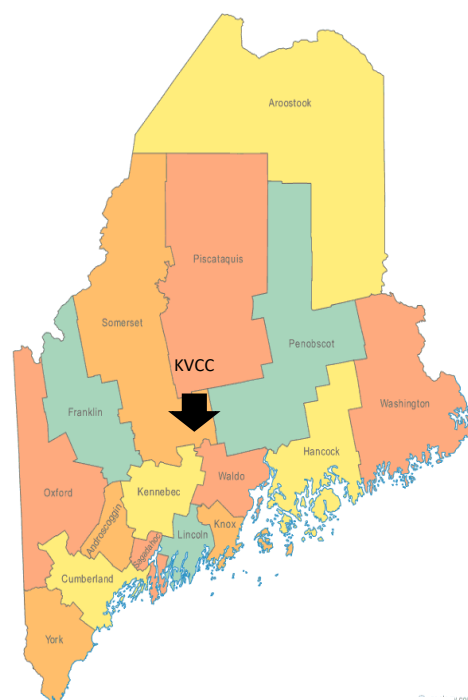
\*Proportion of KVCC students whose race/ethnicity was recorded as “unknown” was calculated as the proportion of students whose race/ethnicity was known.

\*\*Percentages for Kennebec, Somerset, Waldo counties and State of Maine were obtained from the US Census Bureau: State and County Quick Facts. Vintage 2021 population estimates

## Profile of Fall 2021 Students

### Fall 2021: County of origin of Maine KVCC students\*

County	% Degree-seeking students N=1293	% Undeclared and high school students N=815
Androscoggin	1.2	1.8
Aroostook	0.4	0.2
Cumberland	1.7	1.3
Franklin	3.7	1.2
Hancock	0.8	0.1
Kennebec	45.2	59.4
Knox	1.8	0.5
Lincoln	2.0	1.3
Oxford	0.4	0.2
Penobscot	6.3	0.9
Piscataquis	0.9	0.2
Sagadahoc	0.9	0.1
Somerset	27.9	28.0
Waldo	5.5	2.2
Washington	0.2	0.1
York	0.5	0.9
Unknown	0.2	1.0
Out-of-State	0.6	0.4



\*The catchment area for KVCC include Kennebec, Knox and Somerset counties

### Fall 2021: Geographic origin of KVCC students

Location	Count of degree-seeking students	Count of non-degree-seeking undeclared and high school concurrent and dual enrolled students
Maine, Kennebec county	585	484
Maine, Somerset county	361	228
Maine, Waldo and Knox counties	94	22
Maine, all other counties	242	70
Unknown	3	8
Out-of-state (CA, CT, CO, FL, MA, NC, VT)	8	3
<b>Total</b>	<b>1293</b>	<b>815</b>

## Profile of Fall 2021 Students

### Fall 2021 Degree-seeking students: Direct-from-high school students to KVCC from local high schools

High school	State	Total
Skowhegan Area High School	Maine	26
Lawrence High School	Maine	21
Messalonskee High School	Maine	17
Winslow High School	Maine	11
Waterville High School	Maine	11
Erskine Academy	Maine	9
Maine Central Institute	Maine	9
Nokomis Regional High School	Maine	6
Madison High School	Maine	5
Mt View High School	Maine	3
<b>Sub-total of ME direct-from-high school students to KVCC from top 10 sending high schools in fall 2021</b>	<b>Maine</b>	<b>118</b>
<b>Total Maine students direct-from local high schools</b>	<b>Maine</b>	<b>185</b>

## SECTION 3: Analysis of Credit-Bearing Activity



Radiology Lab,  
King Hall



**KENNEBEC VALLEY  
COMMUNITY COLLEGE**

YOUR BRIDGE TO A BRIGHTER FUTURE

**Fairfield Campus**  
92 Western Avenue  
Fairfield, Maine 04937

[www.kvcc.me.edu](http://www.kvcc.me.edu)  
**(207) 453-5822**

**Harold Alfond Campus**  
677 Skowhegan Road  
Hinckley, Maine 04944

## Analysis of Credit-Bearing Activity

### Fall 2014 compared to Fall 2021: KVCC degree-seeking students are trending younger

Data indicate that the college is attracting younger students:



**Average** age has decreased from **30** in fall 2010 to **28** in fall 2021

**Median** age has decreased from **27** in fall 2010 to **25** in fall 2020

Between fall 2014 and fall 2020, enrollment for traditional-aged degree-seeking students (24 years and younger) increased from **44.3%** to **52.2%**. In fall 2021, enrollment of degree-seeking students (24 years and younger) dipped slightly to **50.0%**.



*Although the enrollment of direct-from-high school students decreased in fall 2021, data suggest that the trend of younger students results from an increase in direct-from-high school students over the past 7 years*

Headcount of degree-seeking students by cohort type	Headcount fall 2014 N=1580	Headcount fall 2021 N=1293	Hours enrolled of degree-seeking students by cohort type	Hours enrolled fall 2014 N=15290	Hours enrolled fall 2021 N=12016
New direct from high school	127 or 8.0%	185 or 14.3%	New direct from high school	1728 or 9.9%	2082 or 17.3%
New not direct from high school	166 or 10.5%	121 or 9.3%	New not direct from high school	1510 or 11.3%	1191 or 9.9%
New transfer	186 or 11.8%	182 or 14.1%	New transfer	1923 or 12.6%	1680 or 14.0%
Continuing/previous KVCC Students	1101 or 69.7%	805 or 62.3%	Continuing/previous KVCC Students	10129 or 66.2%	7063 or 58.8%

*Direct-from-high school students at KVCC increased from 8.0% to 16.4% between fall 2014 and fall 2021. However, enrollment for direct-from-high school students decreased slightly to 14.3% in fall 2021.*

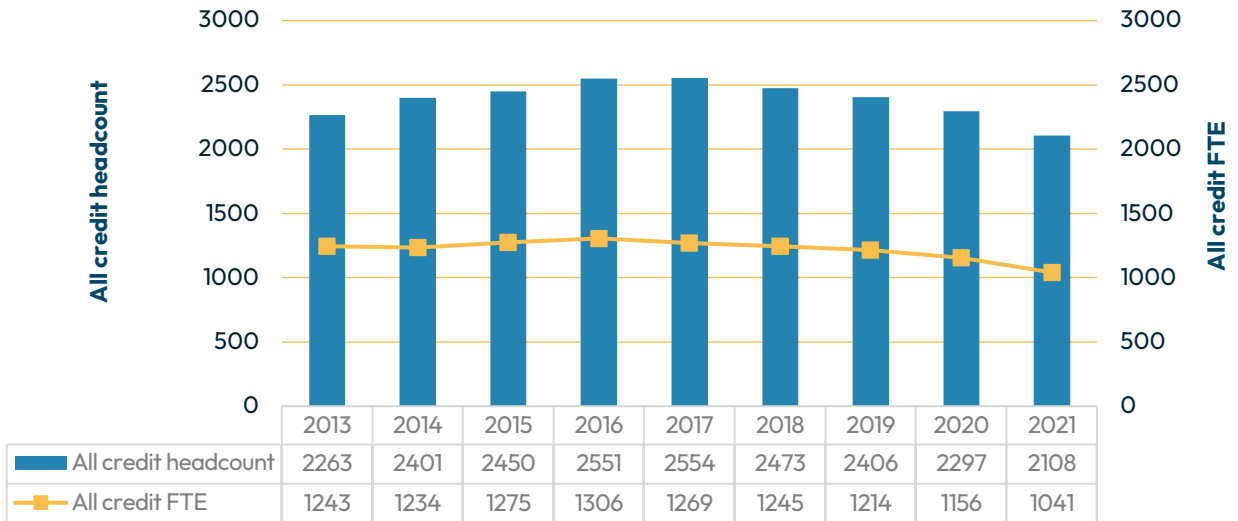
*Credit hours for direct-from-high school students increased from 9.9% of degree-seeking credit hours (N=15,290 fall 2014) to 19.7% (N=13,635 fall 2020). In fall 2021, the credit hours for direct-from-high school students slightly dipped to 17.3% (N = 12,016).*

## Analysis of Credit-Bearing Activity

Number of enrolled students by program						
	award type	# of credits	fall 2018	fall 2019	fall 2020	fall 2021
<b>Allied health &amp; nursing</b>						
Advanced emergency care	AAS	69	8	10	5	5
Advanced emergency care	C	17	40	16	16	11
Paramedic	C	28	11	16	14	14
Health information management	AAS	68	38	43	40	37
Medical assisting	AAS	61	22	2	5	3
Medical assisting	C	36	32	38	31	23
Medical Office Specialist	C	28	0	2	0	0
Phlebotomy	C	18	13	13	11	10
Medical coding	C	34	8	6	10	13
Nursing	AS	69	75	80	69	72
Occupation therapy assistant	AAS	70	33	29	29	17
Physical therapy assistant	AAS	71	35	36	34	33
Radiologic technology	AS	73	31	37	32	28
Respiratory therapy	AS	73	0	24	24	19
	award type	# of credits	fall 2018	fall 2019	fall 2020	fall 2021
<b>Farm-to-table</b>						
Culinary arts	AAS	63	33	17	18	23
Culinary arts – cooking skills	C	19	1	0	0	0
Sustainable agriculture	AAS	63	15	9	2	0
	# of credits	fall 2018	fall 2019	fall 2020	fall 2021	
<b>Trades and technology</b>						
Applied electronics & computer technology	AAS	62	36	29	32	29
Applied electronics & computer technology	C	25	3	2	2	4
Applied engineering tech	AAS	63	6	9	4	2
Electrical lineworker technology	C	34	28	28	27	24
Electrical technology	AAS	64	53	56	45	39
Electrical technology	C	34	13	1	0	0
Energy services and technology	AAS	62	20	15	19	12
Heating/HVAC	C	29	0	1	4	0
Plumbing	C	24	0	5	6	4
Precision machine technology	AAS	61	21	10	0	1
Precision machine technology	C	33	1	15	9	6
Precision machine technology – operators	C	N/A	N/A	17	0	1
Sustainable construction	AAS	60	14	12	11	8
Sustainable construction – carpentry & building science	C	31	1	2	1	3
Sustainable construction – framing	C	30	0		1	0
Welding	C	26	18	16	18	16
	# of credits	fall 2018	fall 2019	fall 2020	fall 2021	
<b>Business</b>						
Accounting	AAS	63	52	55	64	49
Computer systems integration	AAS	63	8	2	0	0
Marketing/management	AAS	63	92	77	73	85
<b>English &amp; humanities</b>						
Career studies	AAS	63	0	2	1	1
Liberal studies	AA	60/61	163	106	71	66
<b>Math and science</b>						
Biological sciences	AS	62/63	0	16	19	14
General science-biology	AS	65/67	15	5	2	0
General science-health	AS	60/63	355	109	22	3
General science-prepharmacy	AS	62	8	4	0	0
General studies	AA	60/61	54	158	220	194
Health science	C	26-27	NA	179	215	179
<b>Social sciences</b>						
Autism spectrum disorder studies	AAS	62	1	0	0	0
Early childhood education	AAS	63	86	103	115	122
Mental health	AAS	62	76	60	67	70
Mental health	C	25	14	11	15	16
Psychology	AS	62	18	18	40	37
<b>Total enrollment of degree-seeking students</b>			<b>1551</b>	<b>1491</b>	<b>1443</b>	<b>1293</b>
<b>Non-degree high school students</b>			<b>828</b>	<b>828</b>	<b>793</b>	<b>763</b>
<b>Non-degree seeking undeclared students</b>			<b>94</b>	<b>87</b>	<b>61</b>	<b>52</b>
<b>Total enrollment of all credit students</b>			<b>2473</b>	<b>2406</b>	<b>2297</b>	<b>2108</b>

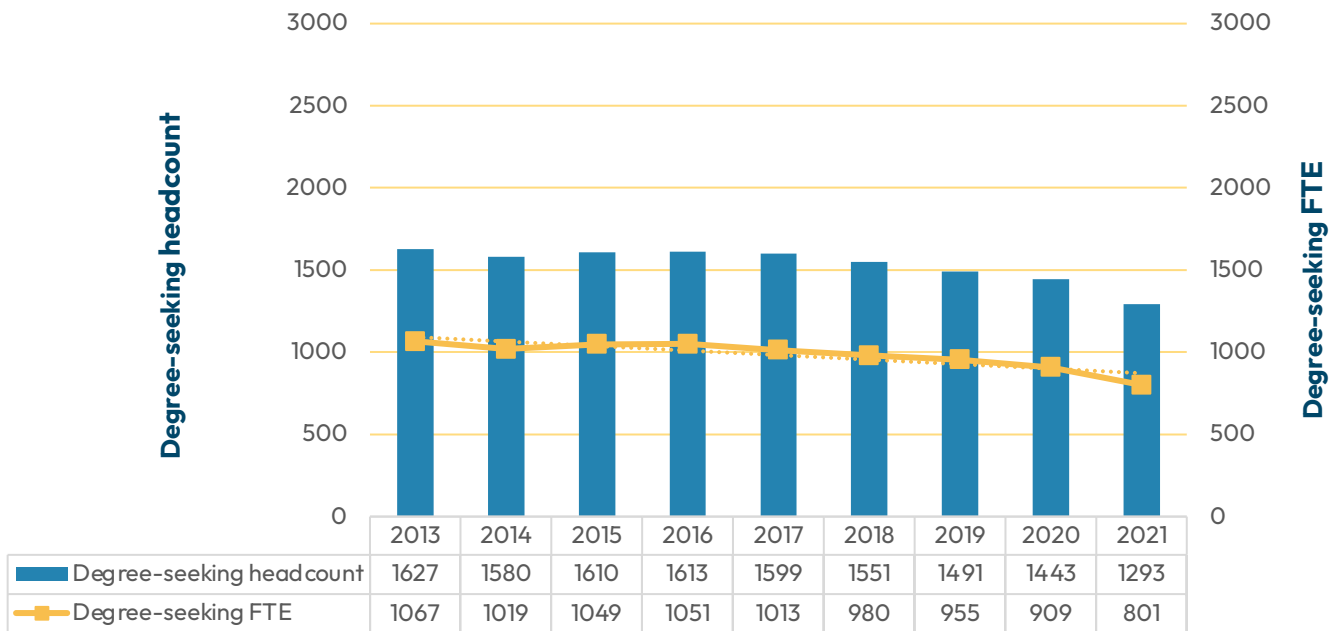
# Analysis of Credit-Bearing Activity

## Fall term enrollment 2013-2021: All credit students



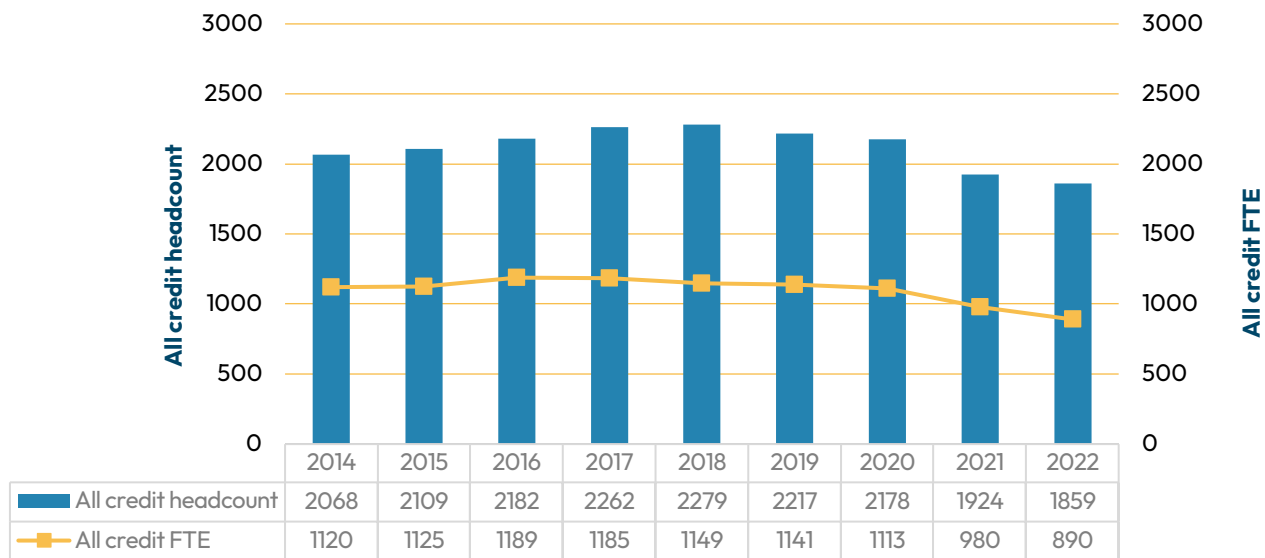
## Fall term enrollment 2013-2021: Degree-seeking students

*(KVCC2020 Measure 1.1a, NECHE Standard 5 - Students)*



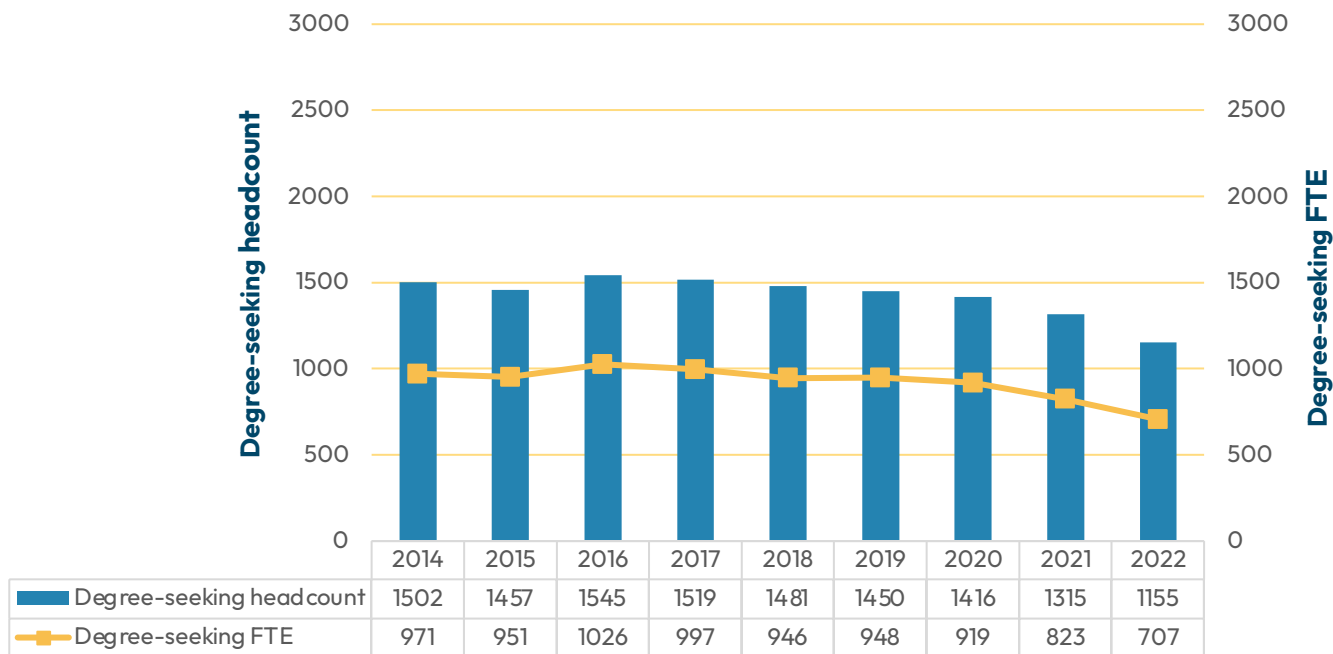
# Analysis of Credit-Bearing Activity

## Spring term enrollment 2014-2022: All credit students



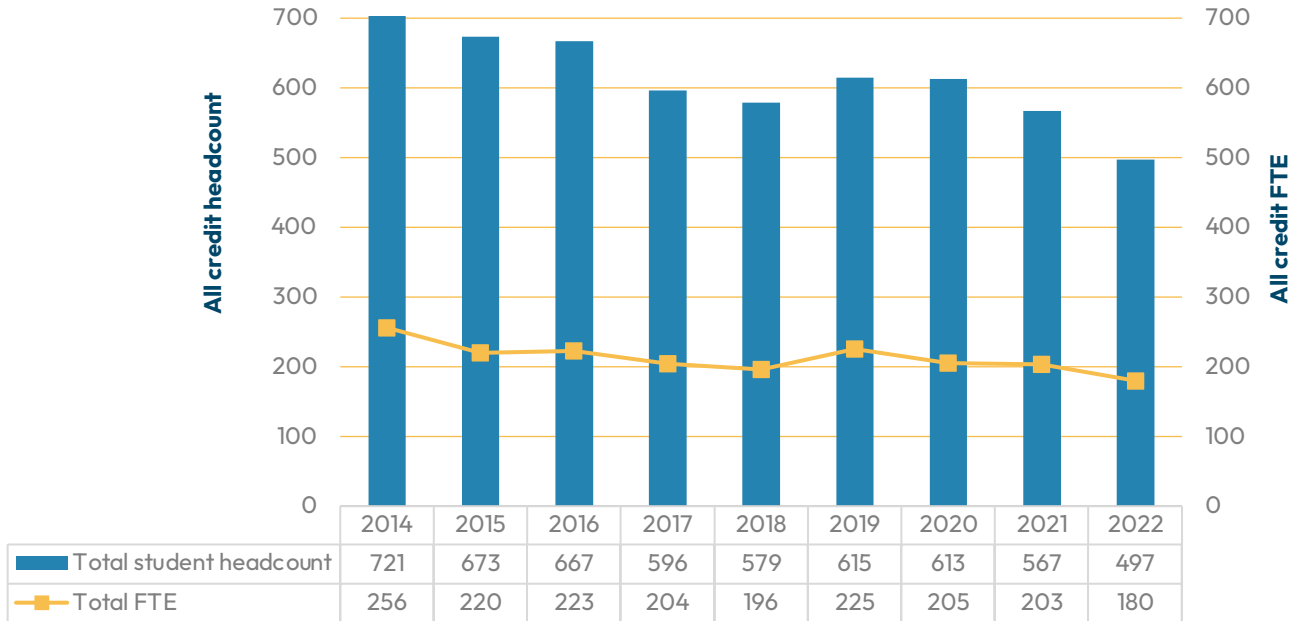
## Spring term enrollment 2014-2022: Degree-seeking students

*(KVCC2020 Measure 1.1b and NECHE Standard 5 - Students)*

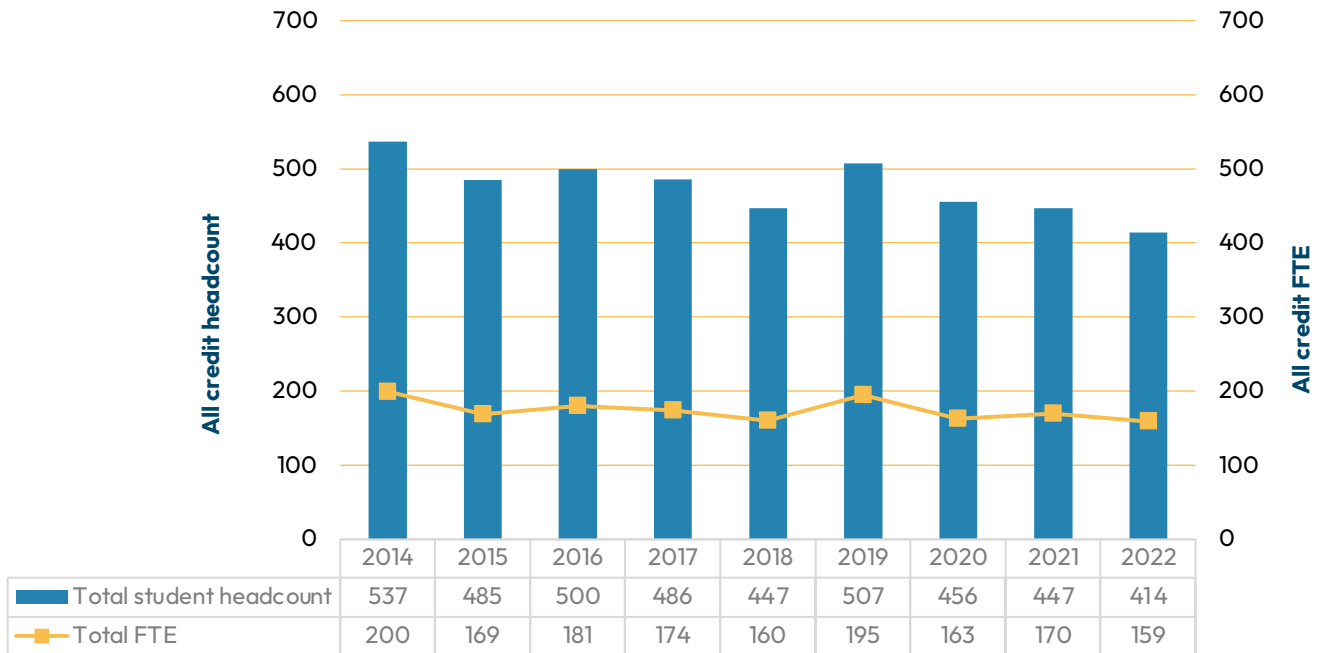


# Analysis of Credit-Bearing Activity

**Summer term enrollment 2014-2022: All credit students**  
(KVCC2020 Measure 1.1c)



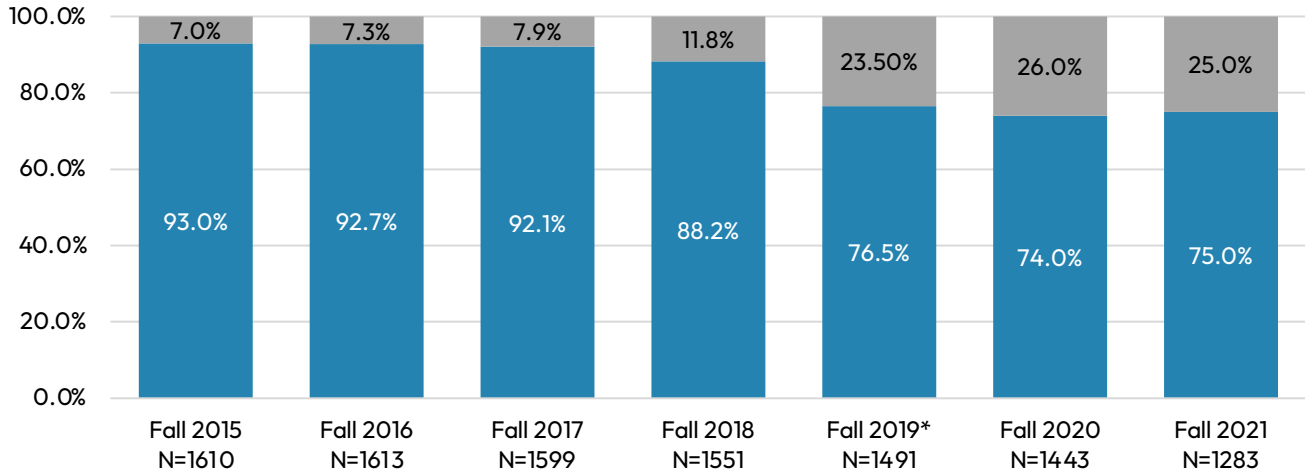
**Summer term enrollment 2014-2022: Degree-seeking students**  
(KVCC2020 Measure 1.1c)



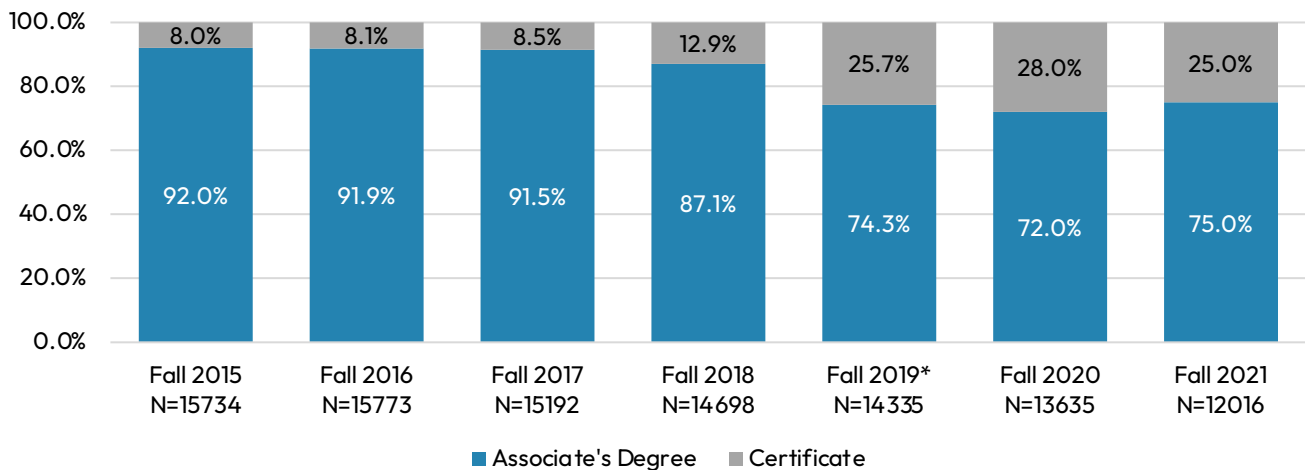
# Analysis of Credit-Bearing Activity

## Fall 2015-Fall 2021: Degree-seeking enrollment by credential

### Percent headcount by credential



### Percent credit hours by credential



\*The increase awards in certificates is due to KVCC adding a Health Science (Certificate) and suspended enrollment in General Science (Associate of Applied Science) in 2019. Thereby demonstrating the popularity of the one-year certificate over the two-year Associate's Degree.

## Analysis of Credit-Bearing Activity

### Fall 2014-Fall 2021: Degree-seeking enrollment by classification and status (NECHE: Standard 5 - Students)

Classification*	Status	Fall 2015	Fall 2016	Fall 2017	Fall 2018	Fall 2019	Fall 2020	Fall 2021
First year	Full-time headcount	422	395	379	381	372	227	294
	Part-time headcount	514	542	537	505	458	426	503
	Total headcount	936	937	916	886	830	653	797
	Total FTE	625	632	606	575	559	400.8	500.8
Second year	Full-time headcount	230	231	182	187	183	280	139
	Part-time headcount	444	445	500	478	478	510	357
	Total headcount	674	676	682	665	661	790	496
	Total FTE	424	420	406	405	396	508.2	300.3
Total	Full-time headcount	652	626	561	568	555	507	433
	Part-time headcount	958	987	1038	983	936	936	86
	Total headcount	1610	1613	1599	1551	1491	1443	1293
	Total FTE	1049	1052	1013	980	955	909	801
Percent change	FTE undergraduate	2.9%**	0.3%	-3.7%	-3.3%	-2.6%	-4.8%	-11.9%

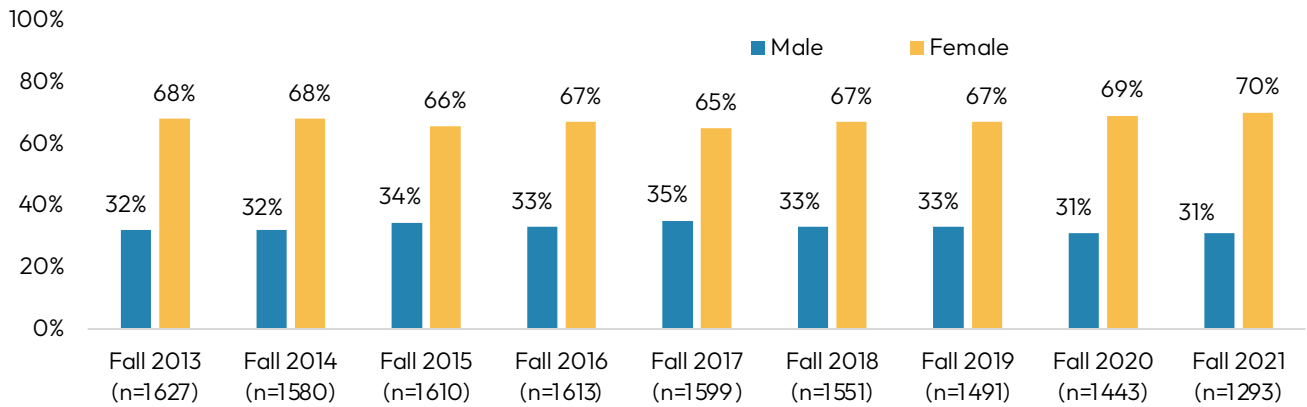
\***First-year classification** is defined as students having earned less than 30 credits.

**Second-year classification** is defined as students having earned 30 or more credits.

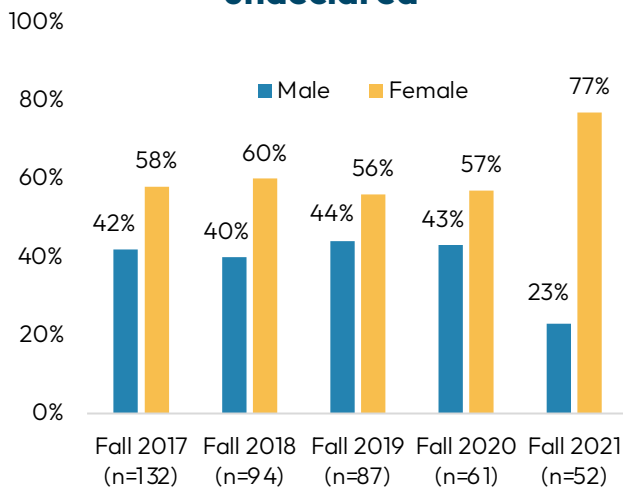
\*\*Percent change from Fall 2014

# Analysis of Credit-Bearing Activity

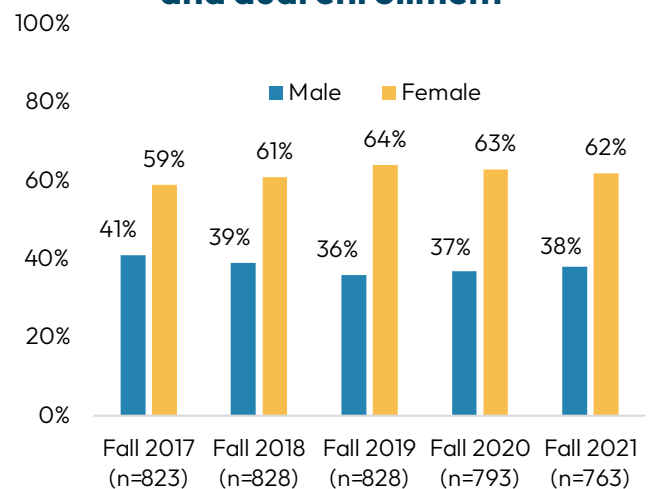
## Fall 2013-Fall 2021: Gender\* degree-seeking students (NECHE Standard 5 - Students)



## Fall 2017-Fall 2021: Gender\* non-degree-seeking undeclared



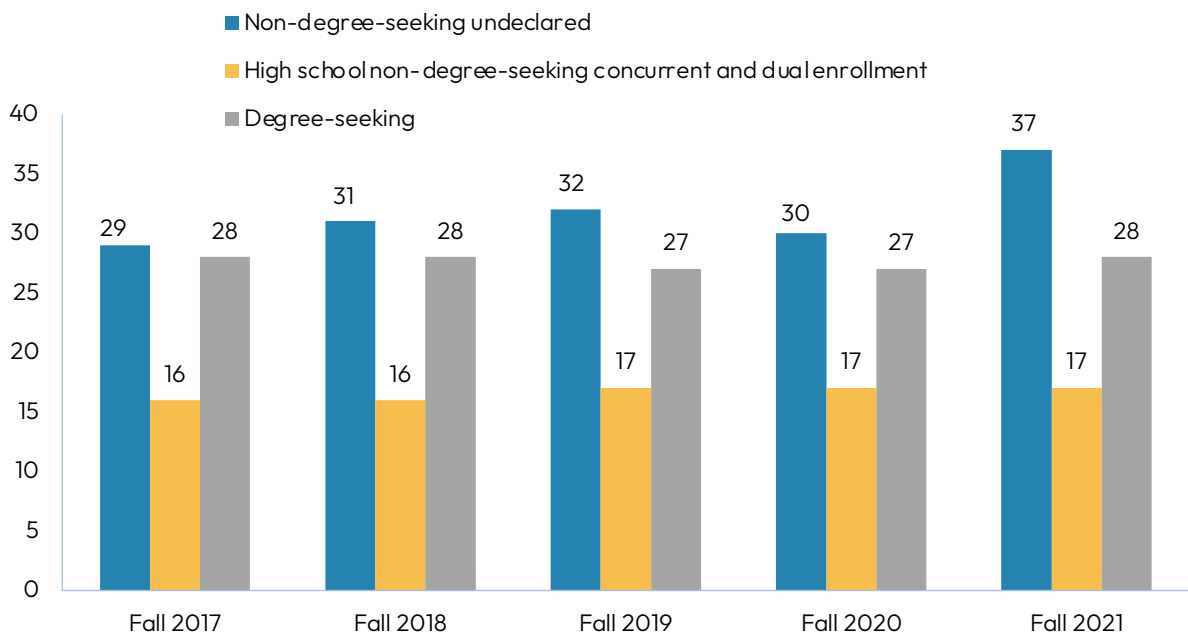
## Fall 2017-Fall 2021: Gender\* high school non-degree-seeking concurrent and dual enrollment



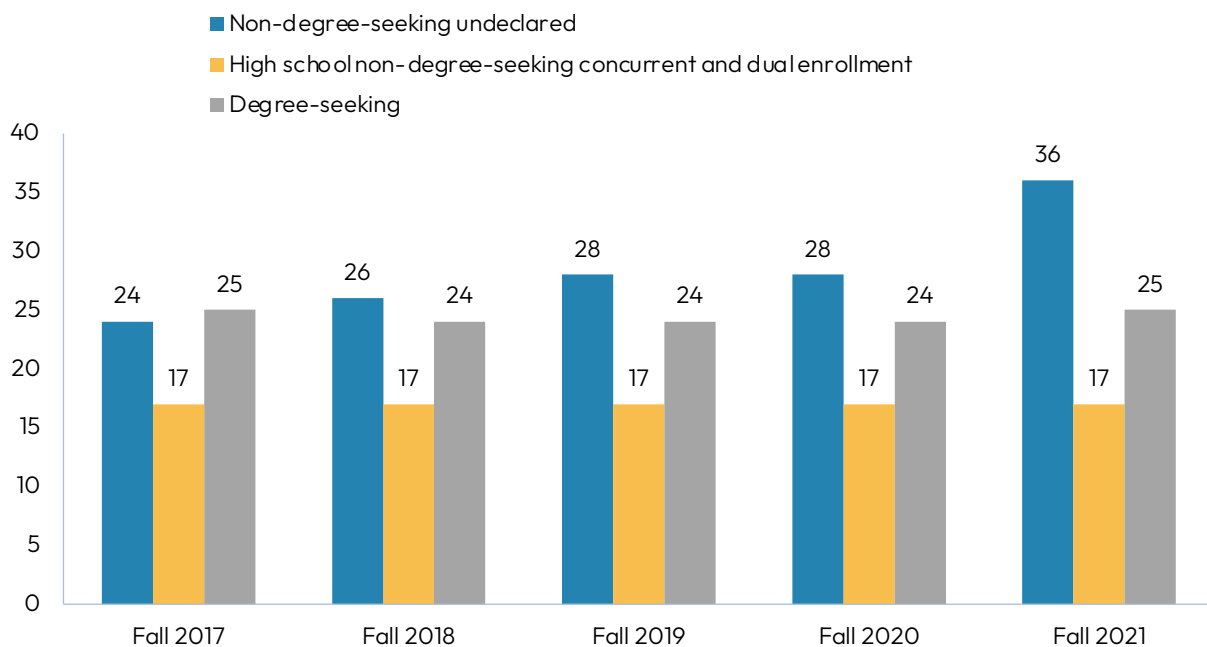
\* \*KVCC currently uses a binary definition of gender which is consistent with Maine Community College System practices. This will be modified in future years to collect gender beyond male and female.

# Analysis of Credit-Bearing Activity

## Fall 2017-Fall 2021: Average student age (NECHE Standard 5 - Students)



## Fall 2016-Fall 2021: Median student age (NECHE Standard 5 - Students)



## Analysis of Credit-Bearing Activity

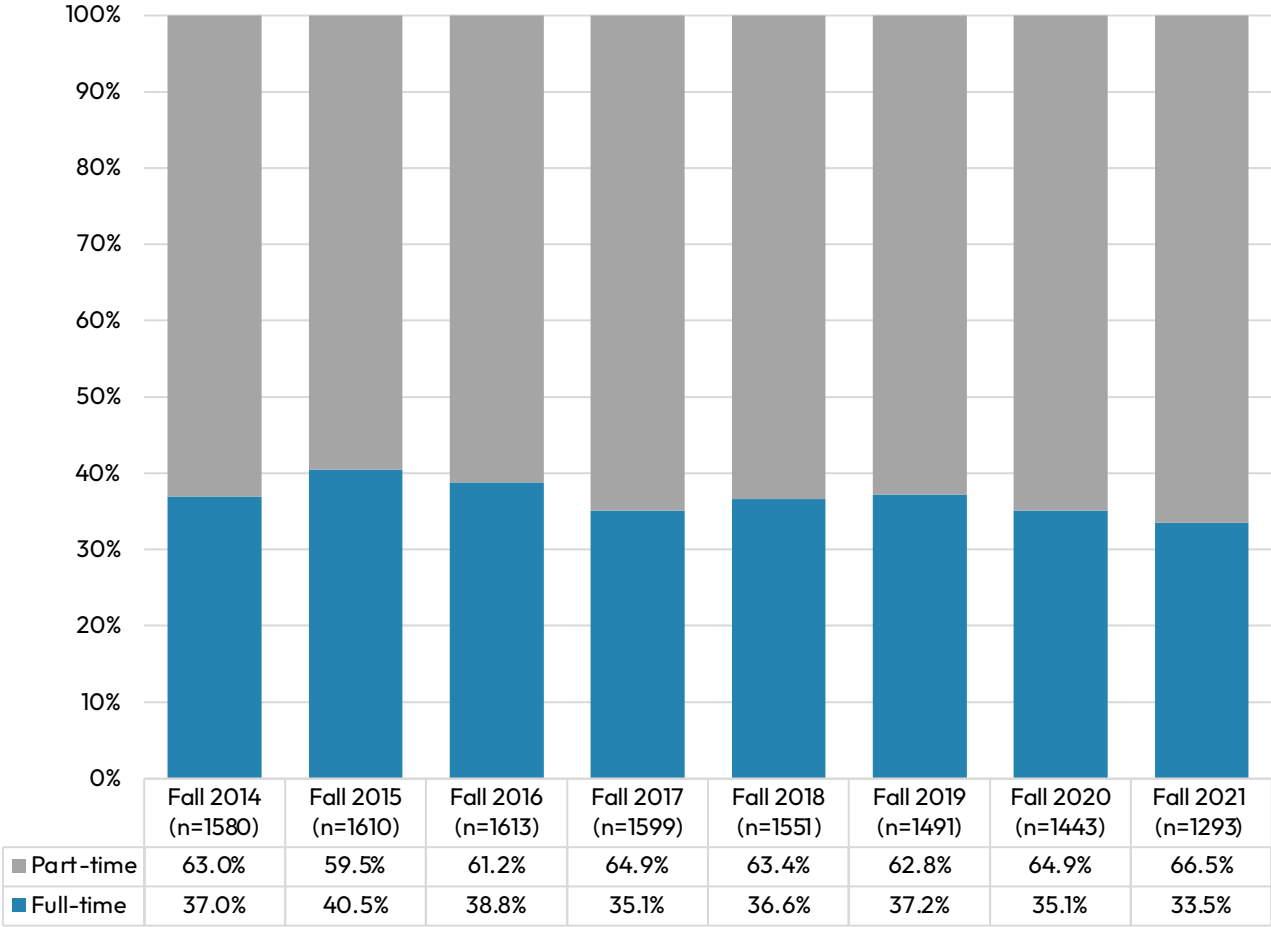
### Fall 2014-Fall 2021: Race/ethnicity comparison

	KVCC		Kennebec County		Somerset County		Waldo County		State of Maine	
	White	All other	White	All other	White	All other	White	All other	White	All other
Fall 2021 N = 2108	91.8%	8.2%	95.6%	4.4%	96.3%	3.7%	96.5%	3.5%	94.2%	5.8%
Fall 2020 N = 2297	93.6%	6.4%	95.8%	4.2%	96.4%	3.6%	96.6%	3.4%	94.4%	5.6%
Fall 2019 N=2406	93.6%	6.4%	95.8%	4.2%	96.4%	3.6%	96.6%	3.4%	94.4%	5.6%
Fall 2018 N=2473	92.9%	7.1%	95.9%	4.1%	96.5%	3.5%	96.5%	3.5%	94.7%	5.3%
Fall 2017 N=2554	94.5%	5.5%	96.1%	3.9%	96.6%	3.4%	96.5%	3.5%	94.8%	5.2%
Fall 2016 N=2551	94.7%	5.3%	96.1%	3.9%	96.7%	3.3%	96.8%	3.2%	94.9%	5.1%
Fall 2015 N=2450	95.2%	4.8%	96.2%	3.8%	96.8%	3.2%	96.9%	3.1%	95.0%	5.0%

Percentages for Kennebec, Somerset, Waldo counties and State of Maine were obtained from the US Census Bureau: State and County Quick Facts

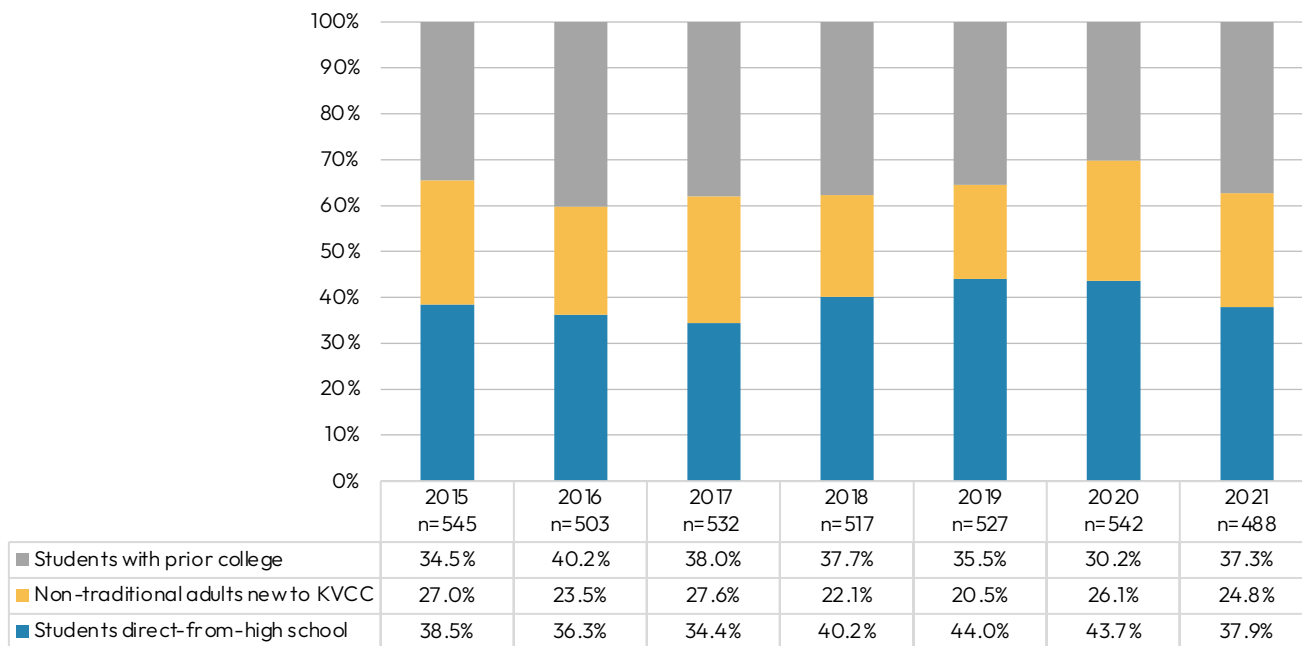
# Analysis of Credit-Bearing Activity

**Fall 2013-Fall 2021: Status of degree-seeking students**

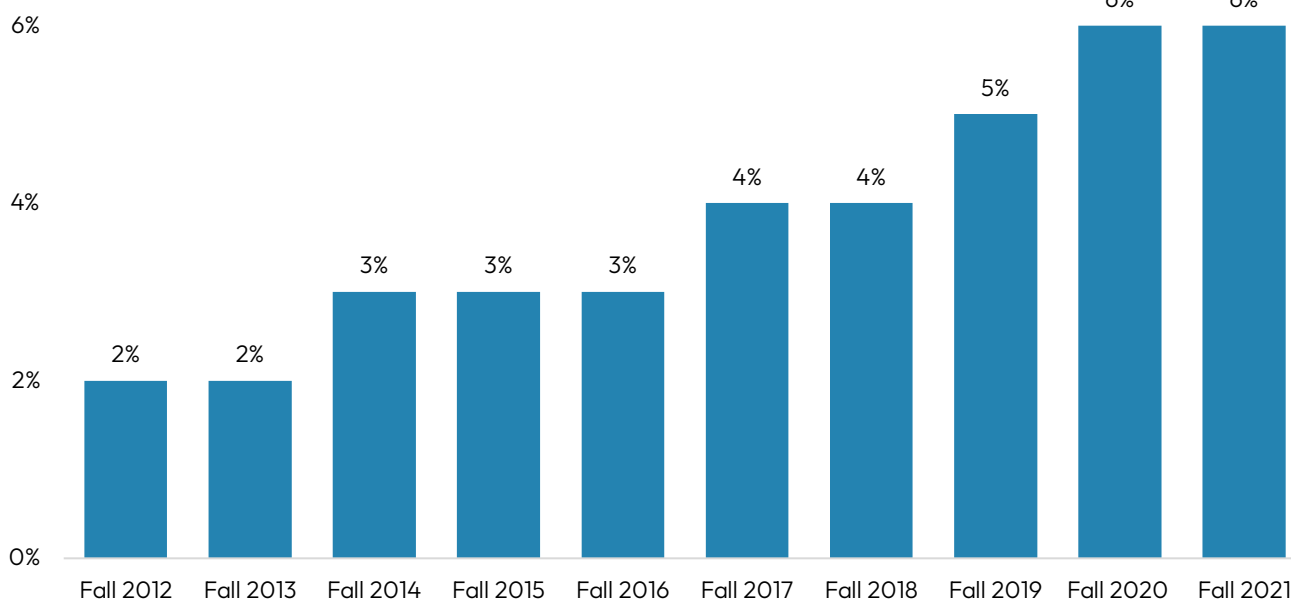


## Analysis of Credit-Bearing Activity

### Fall 2015-Fall 2021: Newly-entering degree-seeking students



### Fall 2012-Fall 2021: Percent of degree-seeking students with a Bachelor's degree or higher



## Analysis of Credit-Bearing Activity

### 2014-2021 time series data for ten high schools: Direct-from-high school students matriculating to a KVCC program

ME high school	2014	2015	2016	2017	2018	2019	2020	2021
1. Skowhegan Area High School	16	27	25	15	24	23	34	26
2. Lawrence High School	27	21	21	25	16	18	23	21
3. Messalonskee High School	21	20	28	19	21	14	19	17
4. Winslow High School	13	14	11	16	14	19	18	11
5. Waterville Senior High School	14	24	12	13	12	22	13	11
6. Erskine Academy	12	10	8	12	17	7	20	9
7. Cony High School	3	7	5	12	13	13	7	7
8. Carrabec High School	4	7	7	6	13	4	3	2
9. Madison High School	3	10	7	5	6	8	10	5
10. Mt. View High School	4	5	5	3	8	6	8	3
Sub-total ME direct-from-high school students to KVCC from 10 high schools: 2014-2021	117	145	129	126	144	134	155	112
Total ME direct-from-high school students to KVCC in fall	164	210	183	183	208	232	237	185

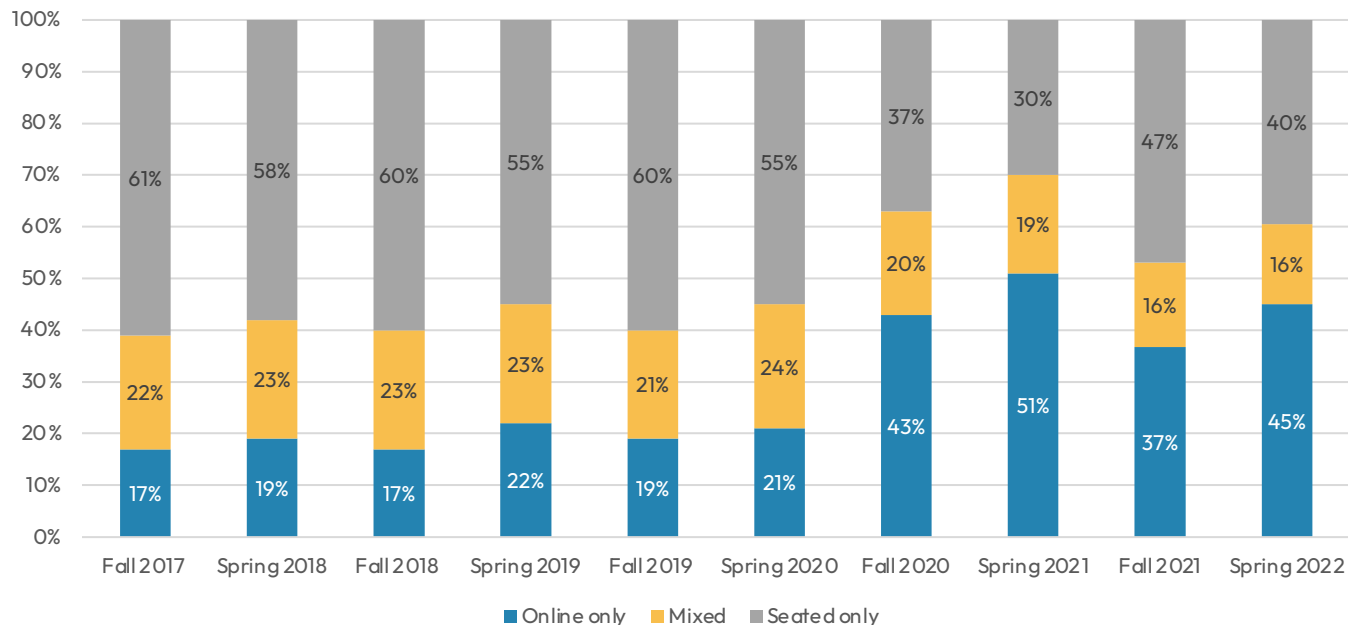
### 2014-2021 demographic trends: High school graduation headcount trends for local Maine high schools\*

ME high school	2014	2015	2016	2017	2018	2019	2020	2021
1. Lawrence High School	148	156	145	157	138	150	131	119
2. Skowhegan Area High School	151	156	155	158	153	158	167	159
3. Messalonskee High School	182	169	210	149	170	153	181	145
4. Waterville Senior High School	127	113	130	116	120	114	103	93
5. Winslow High School	104	101	96	106	103	108	103	75
6. Erskine Academy	127	128	137	116	139	*	148	126
7. Cony High School	170	155	154	124	147	148	129	154
8. Carrabec High School	57	41	60	50	46	42	45	39
9. Mt. View High School	105	111	80	100	106	77	82	64
10. Madison High School	61	57	62	43	54	*	*	*

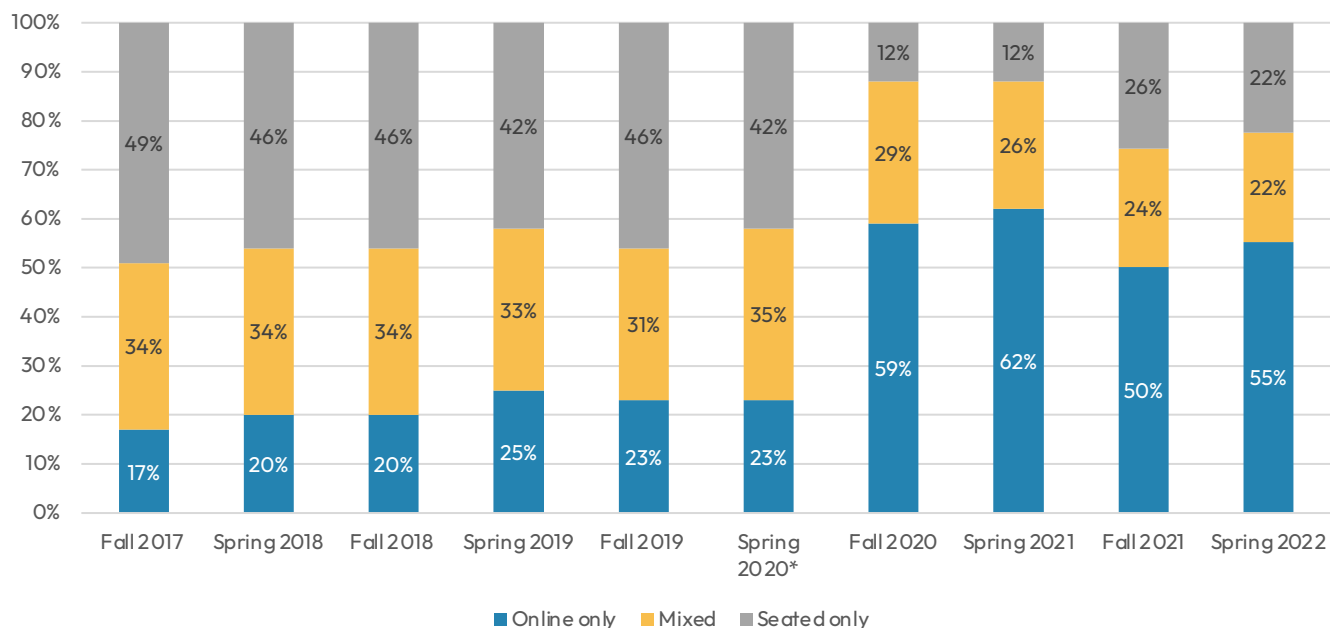
*Source: Maine Department of Education [maine.gov/doe/data-reporting/reporting/warehouse/outcomes](https://maine.gov/doe/data-reporting/reporting/warehouse/outcomes)*

## Analysis of Credit-Bearing Activity

### AY2017-AY2021: Percentage of ALL credit students taking online courses



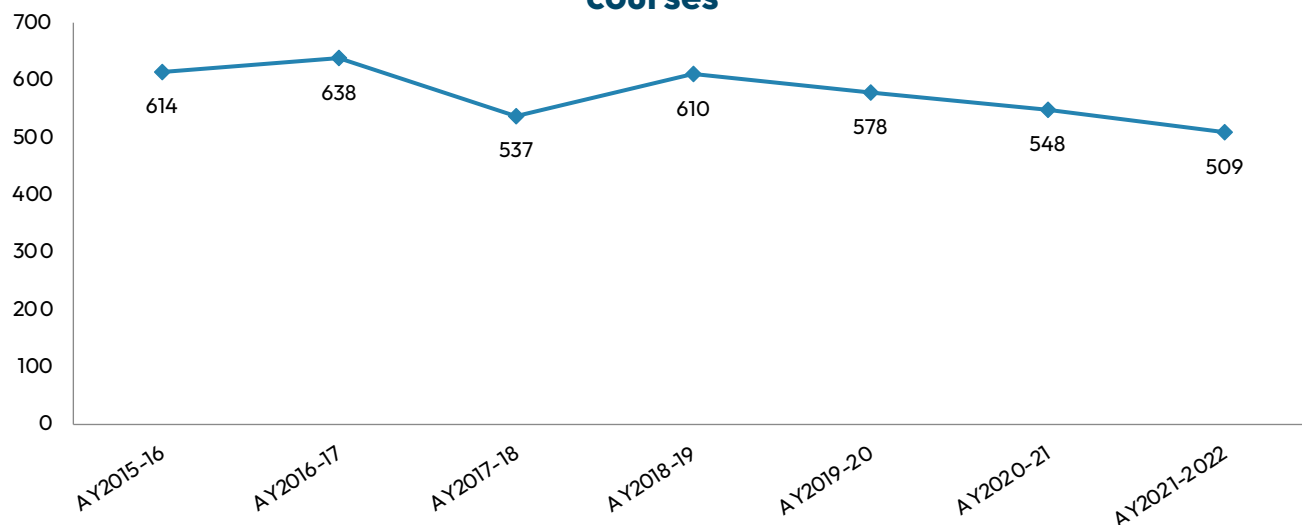
### AY2017-AY2021: Percentage of degree-seeking students taking online courses



\*The college transitioned to online in March 2020. Data presented in this term is based on registration at census (March 9<sup>th</sup>)

## Analysis of Credit-Bearing Activity

### Academic year 2015-2021: Number of registrations in experiential learning courses



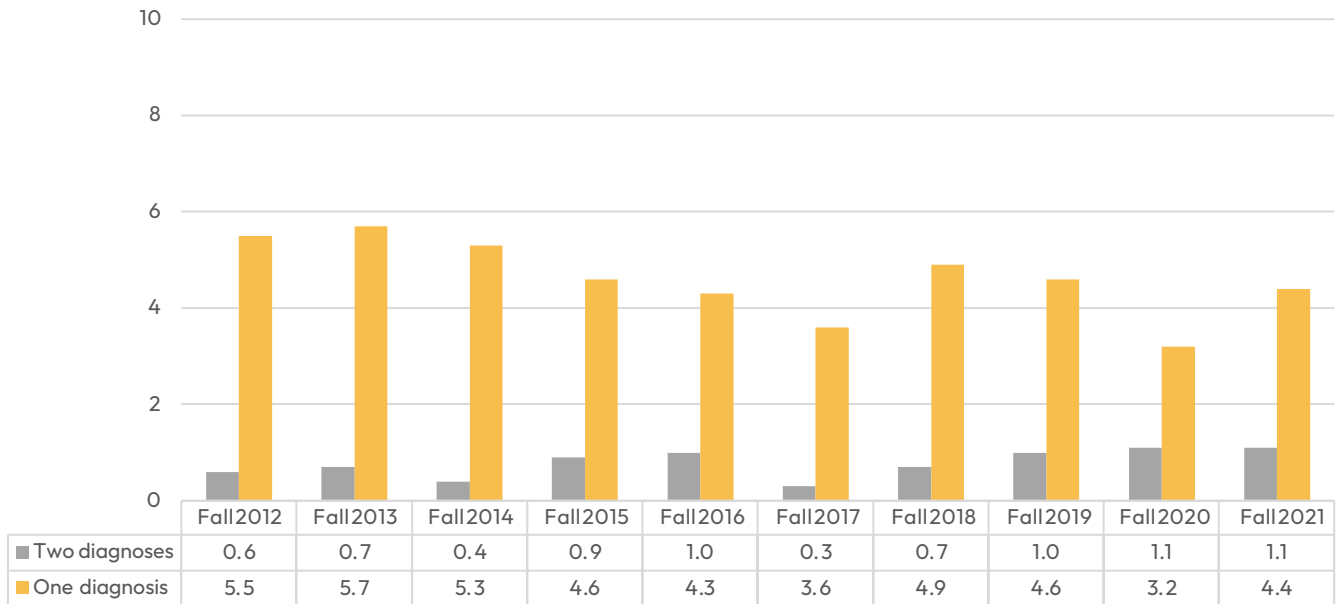
### Academic year 2015-2021: Number of registrations in experiential learning\* by department

Department	AY2015-16	AY2016-17	AY2017-18	AY2018-19	AY2019-20	AY2020-21	AY2021-22
<b>Allied health</b>	356	374	258	285	258	267	231
<b>Business</b>	22	38	39	30	24	22	24
<b>Math &amp; science</b>	9	11	4	6	2	0	0
<b>Nursing</b>	163	149	155	154	154	133	135
<b>Social sciences</b>	48	50	65	123	132	126	118
<b>Trades &amp; technology</b>	16	16	16	12	8	0	1
<b>Total</b>	614	638	537	610	578	548	509

*\*Experiential Learning includes internships, clinical placements and apprenticeships.*

## Analysis of Credit-Bearing Activity

### Fall 2012–2021: Percent of degree-seeking students with documented disability\*



### Fall 2012–Fall 2021: Type of disabilities for degree-seeking students

	Total number of students with disability	Mental health	Cognitive/learning	Physical/visual	More than one diagnosis
<b>Fall 2012</b>	102	43%	42%	25%	10%
<b>Fall 2013</b>	104	47%	44%	19%	11%
<b>Fall 2014</b>	90	38%	41%	19%	8%
<b>Fall 2015</b>	73	55%	41%	21%	19%
<b>Fall 2016</b>	83	37%	39%	25%	19%
<b>Fall 2017</b>	95	34%	49%	25%	7%
<b>Fall 2018</b>	88	50%	46%	21%	14%
<b>Fall 2019</b>	82	57%	49%	13%	17%
<b>Fall 2020</b>	62	33%	26%	15%	26%
<b>Fall 2021</b>	71	59%	38%	20%	20%

\*Based on student disclosure with supporting documentation

# SECTION 4: Trends of High School Students Enrolled at KVCC



Science Lab, Alford  
Campus



**KENNEBEC VALLEY  
COMMUNITY COLLEGE**

YOUR BRIDGE TO A BRIGHTER FUTURE

**Fairfield Campus**  
92 Western Avenue  
Fairfield, Maine 04937

[www.kvcc.me.edu](http://www.kvcc.me.edu)  
**(207) 453-5822**

**Harold Alford Campus**  
677 Skowhegan Road  
Hinckley, Maine 04944

# Trends of High School Students Enrolled at KVCC

## High school: Dual and concurrent enrollment

Dual and concurrent enrollment – also known as early college – provides high school juniors and seniors an opportunity to enroll in courses for college credit. Credit earned through successful completion of such courses can subsequently be applied to KVCC academic programs or transferred to other colleges. Concurrent and dual enrollment partnerships provide high school students the opportunity to take college credit-bearing courses thereby helping students transition from high school to college while helping them save time and money toward a certificate or a degree. Students gain exposure to the academic challenges of college with the wrap-around services of their existing high school environment. Students are also entitled to all College privileges and services. Kennebec Valley Community College works in collaboration with high school guidance offices to facilitate the selection of courses.

### Concurrent enrollment

Kennebec Valley Community College offers credit-bearing general education or introductory technical courses on the high school campus with faculty who have been certified as qualified instructors for KVCC. These courses are taught during the regular school day. Students earn the same number of credits as if they were taking the classes on the College campus. There are currently no charges or fees for Maine high school students to participate in these classes.

### Dual enrollment

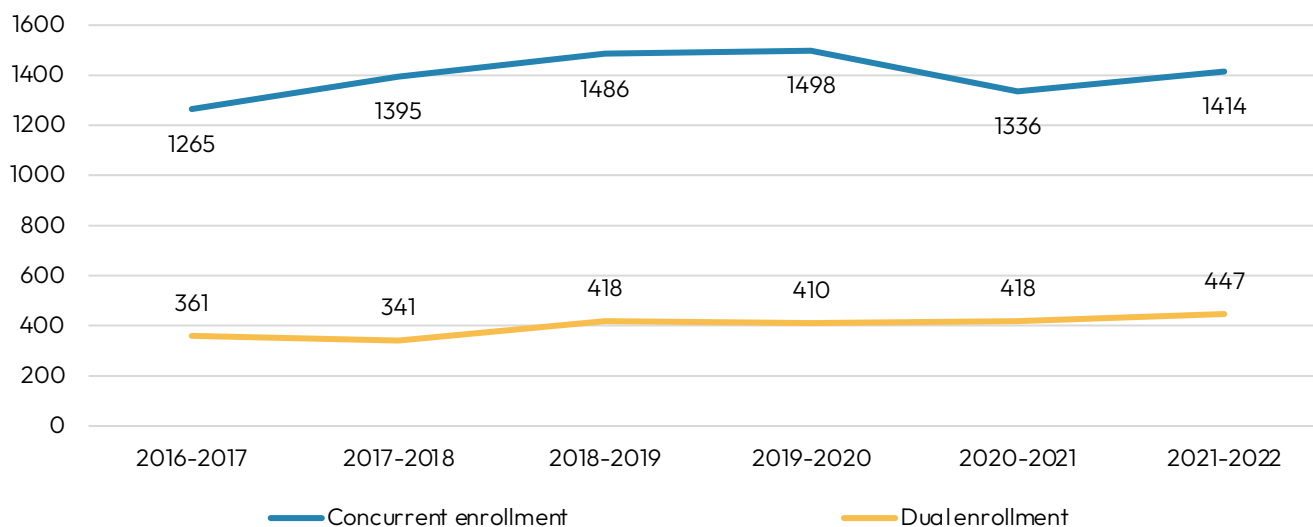
Dual enrollment provides high school juniors and seniors an opportunity to get a jump-start on their education by taking introductory college-level general education courses directly on the KVCC campus from College. Beginning their junior year, students may be enrolled for up to six credits per semester. Students work with their high school guidance office to determine eligibility and may choose from a variety of classes being taught by KVCC instructors, whether on line or on campus. Students will be seated in standard KVCC classes along with adults; seats are limited and available on a first-come-first-served basis. While such courses are free for Maine high school students, participants are responsible for the cost of any books and fees.

To participate in either of these options, a student must meet the following requirements:

- Junior or senior standing;
- Minimum cumulative GPA of a B or better;
- Have the approval of a parent or guardian; and
- Have the approval of the high school guidance counselor.

## Trends of High School Students Enrolled at KVCC

### Academic year 2016–Academic year 2021: Concurrent and dual enrollment: Number of course registrations by academic year



### Academic year 2016–Academic year 2021: Concurrent and dual enrollment: Unduplicated count of students by course type and academic year

	2016-2017	2017-2018	2018-2019	2019-2020	2020-2021	2021-2022
Concurrent only	855	914	915	922	859	833
Dual enrollment only	157	141	147	149	150	186
Both concurrent and dual enrollment	55	68	129	115	83	84
<b>Total unduplicated student count</b>	<b>1067</b>	<b>1123</b>	<b>1191</b>	<b>1186</b>	<b>1092</b>	<b>1103</b>

# SECTION 5: Student Engagement & Satisfaction



*Alfond Campus Gym*



**KENNEBEC VALLEY  
COMMUNITY COLLEGE**

YOUR BRIDGE TO A BRIGHTER FUTURE

**Fairfield Campus**  
92 Western Avenue  
Fairfield, Maine 04937

[www.kvcc.me.edu](http://www.kvcc.me.edu)  
**(207) 453-5822**

**Harold Alfond Campus**  
677 Skowhegan Road  
Hinckley, Maine 04944

The Community College Survey of Student Engagement (*CCSSE*), a product and service of the Center for Community College Student Engagement, is a well-established tool that helps institutions focus on effective educational practices and identify areas in which they can improve their programs and services for students.

Administered during the spring to new and returning students, *CCSSE* asks about institutional practices and student engagement that are highly correlated with student learning and retention.

KVCC administers the *CCSSE*, on average, every two years. The next administration is scheduled for spring 2024.

<https://www.ccsse.org/>

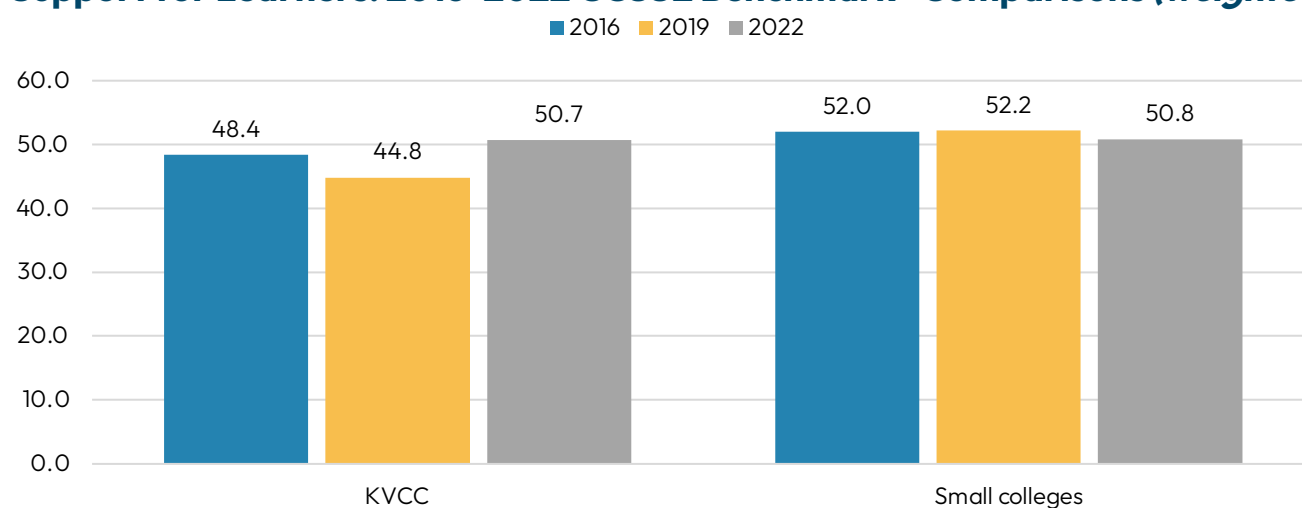
# Student Engagement & Satisfaction

## Community College Survey of Student Engagement: Support for Learners

KVCC Mean 2016 - 2022: Support for Learners			
	2016	2019	2022
Providing the support you need to help you succeed at this college	3.22	3.11	3.27
Encouraging contact among students from different economic, social, and racial or ethnic backgrounds	2.42	2.52	2.57
Helping you cope with your non-academic responsibilities (work, family, etc.)	1.98	2.06	2.39
Providing the support you need to thrive socially	2.12	2.15	2.41
Providing the financial support you need to afford your education	2.75	2.58	3.10
Frequency: Academic advising/planning	1.68	1.15	1.42
Frequency: Career counseling	1.29	0.28	0.41

**Support for Learners:** Students perform better and are more satisfied at colleges that provide important support services, cultivate positive relationships among groups on campus, and demonstrate commitment to their success.

### Support for Learners: 2016-2022 CCSSE Benchmark\* Comparisons (*weighted*)



\*Raw benchmark scores are computed by averaging the rescaled scores of their related survey items. Benchmark scores are then standardized around the mean of CCSSE Cohort respondents' scores so that benchmarks have a mean of 50, a standard deviation of 25, and are weighted by full-time and less than full-time enrollment status. A standard deviation of 25 is used to ensure that over 95% of benchmark scores fall between zero and 100, providing an understandable scale for member colleges. Then, using the raw benchmark scores, standardized benchmark scores are computed for each respondent. <http://www.ccsse.org/members/reports/2016/reports.cfm>

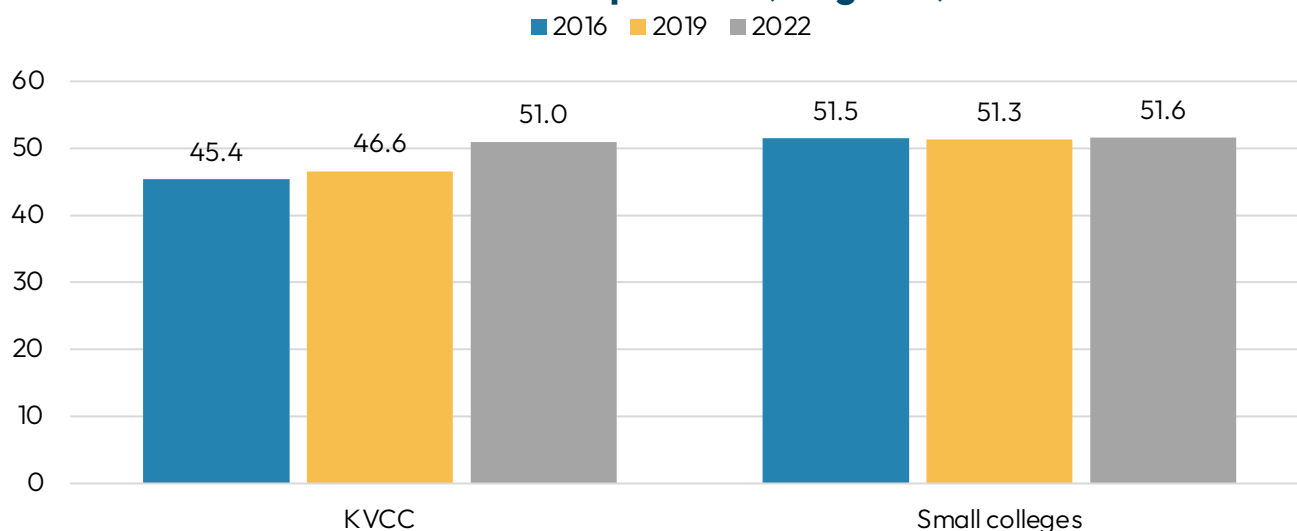
# Student Engagement & Satisfaction

## Community College Survey of Student Engagement: Active and Collaborative Learning

KVCC Mean 2016 - 2022: Active and Collaborative Learning			
	2016	2019	2022
Asked questions in class or contributed to class discussions	2.98	2.98	3.18
Made a class presentation	2.00	2.04	2.01
Worked with other students on projects during class	2.40	2.45	2.09
Worked with classmates outside of class to prepare class assignments	1.69	1.82	1.67
Tutored or taught other students (paid or volunteered)	1.23	1.28	1.33
Participated in a community-based project as a part of a regular course	1.42	1.38	1.44
Discussed ideas from your readings or classes with others outside of class (students, family members, co-workers, etc.)	2.53	2.63	2.50

**Active and Collaborative Learning:** Students learn more when they are actively involved in their education and have opportunities to think about and apply what they are learning in different settings. Through collaborating with others to solve problems or master challenging content, students develop valuable skills that prepare them to deal with real-life situations and problems.

### Active and Collaborative Learning: 2019 - 2022 CCSSE Benchmark Comparisons (weighted)



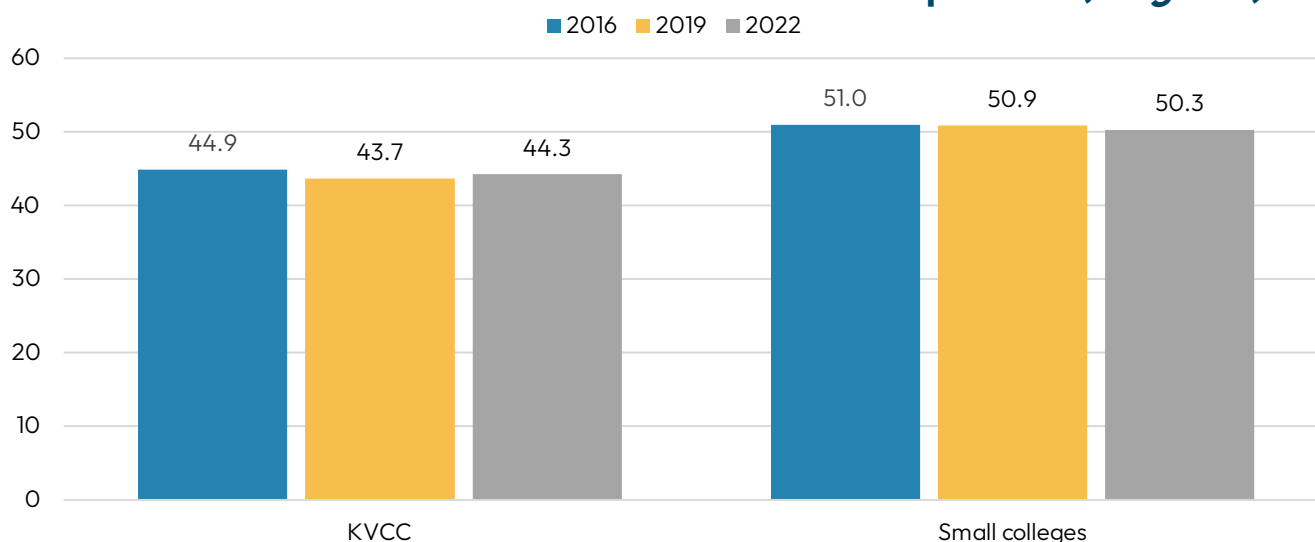
# Student Engagement & Satisfaction

## Community College Survey of Student Engagement: Student Effort

KVCC Mean 2016- 2022: Student Effort			
	2016	2019	2022
Prepared two or more drafts of a paper or assignment before turning it in	2.33	2.31	2.42
Worked on a paper or project that required integrating ideas or information from various sources	2.61	2.77	2.88
Came to class without completing readings or assignments	1.71	1.75	1.56
Number of books read on your own (not assigned) for personal enjoyment or academic enrichment	1.97	0.78	0.94
Preparing for class (studying, reading, writing, rehearsing, doing homework, or other activities related to your program)	2.28	2.23	2.26
Frequency: Peer or other tutoring	1.41	0.60	0.37
Frequency: Skills labs (writing, math, etc.)	1.62	0.65	0.39
Frequency: Computer lab	1.76	1.09	0.33

**Student Effort:** Students' own behaviors contribute significantly to their learning and the likelihood that they will successfully attain their educational goals.

### Student Effort: 2016-2022 CCSSE Benchmark Comparisons (*weighted*)



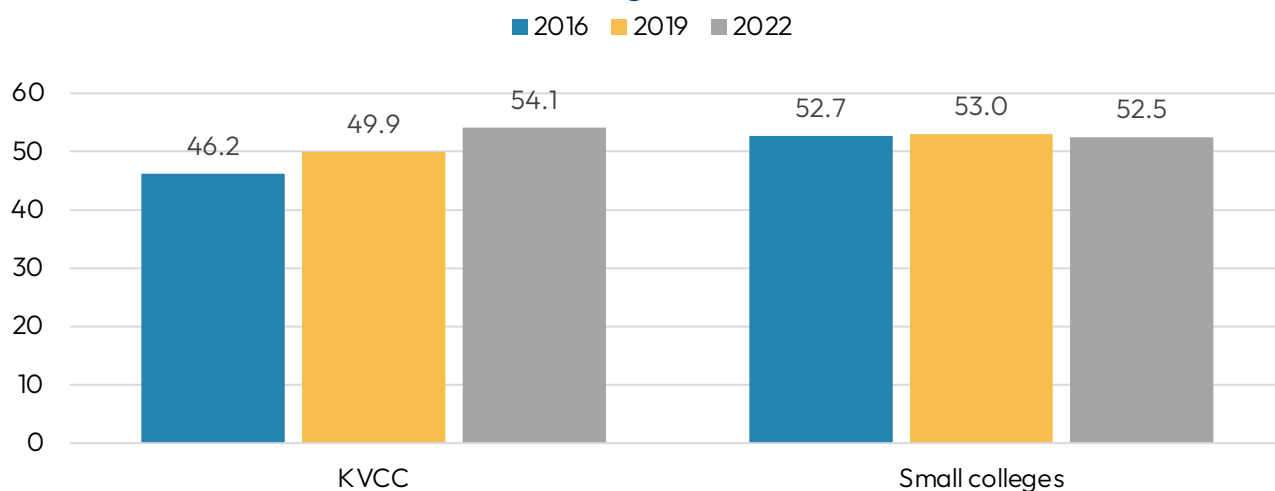
## Student Engagement & Satisfaction

### Community College Survey of Student Engagement: Student Faculty Interaction

KVCC Mean 2016 - 2022: Student Faculty Interaction			
	2016	2019	2022
Used email to communicate with an instructor	3.02	3.09	3.32
Discussed grades or assignments with an instructor	2.54	2.72	2.79
Talked about career plans with an instructor or advisor	1.98	2.12	2.37
Discussed ideas from your readings or classes with instructors outside of class	1.68	1.74	1.77
Received prompt feedback (written or oral) from instructors on your performance	2.70	2.91	3.07
Worked with instructors on activities other than coursework	1.35	1.43	1.53

**Student Faculty Interaction:** In general, the more contact students have with their teachers, the more likely they are to learn effectively and to persist toward achievement of their educational goals. Through such interactions, faculty members become role models, mentors, and guides for continuous, lifelong learning.

### Student Faculty Interactions: 2016 - 2022 CCSSE Benchmark Comparisons (weighted)



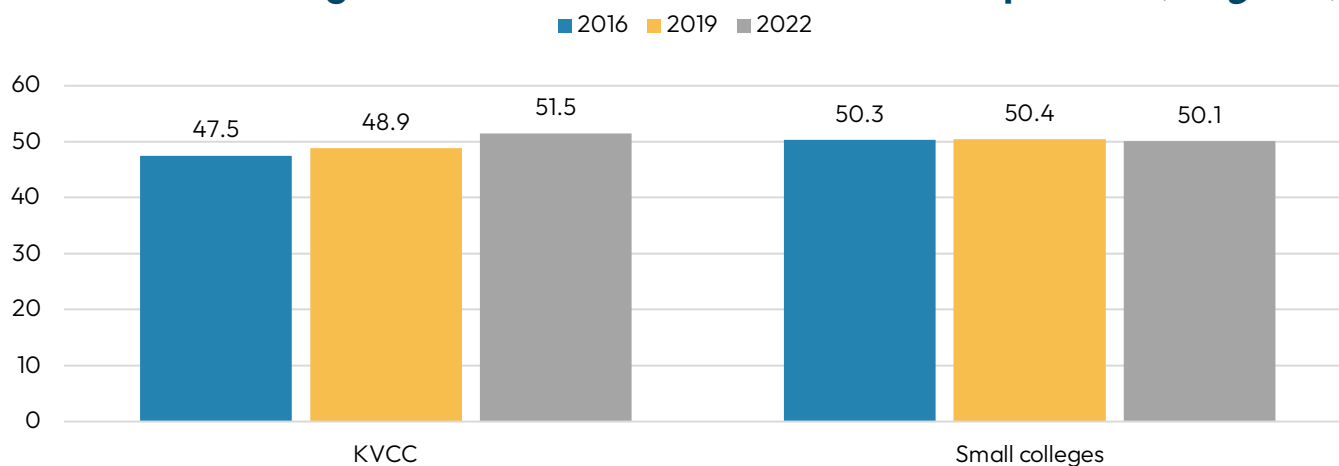
# Student Engagement & Satisfaction

## Community College Survey of Student Engagement: Academic Challenge

KVCC Mean 2016- 2022: Academic Challenge			
	2016	2019	2022
Worked harder than you thought you could to meet an instructor's standards or expectations	2.54	2.56	2.74
Forming a new idea or understanding from various pieces of information	NA	2.86	3.03
Analyzing the basic elements of an idea, experience or theory	NA	2.88	3.01
Making judgments about the value or soundness of information, arguments, or methods	2.53	2.58	2.87
Applying theories or concepts to practical problems or in new situations	2.70	2.72	2.99
Using information you have read or heard to perform a new skill	2.87	2.93	3.07
Number of assigned textbooks, manuals, books, or book-length packs of course readings	2.73	2.18	1.90
Number of written papers or reports of any length	2.71	1.76	1.77
Mark the response that best represents the extent to which your examinations during the current school year have challenged you to do your best work at this college	5.00	4.96	5.43
Encouraging you to spend significant amounts of time studying	3.11	2.95	2.94

**Academic Challenge:** Challenging intellectual and creative work is central to student learning and collegiate quality. These survey items address the nature and amount of assigned academic work, the complexity of cognitive tasks presented to students, and the rigor of examination used to evaluate student performance.

### Academic Challenge: 2016 - 2022 CCSSE Benchmark Comparisons (*weighted*)



## SECTION 6: Student Success



*Welding Lab,  
Fairfield Campus*



**KENNEBEC VALLEY  
COMMUNITY COLLEGE**

YOUR BRIDGE TO A BRIGHTER FUTURE

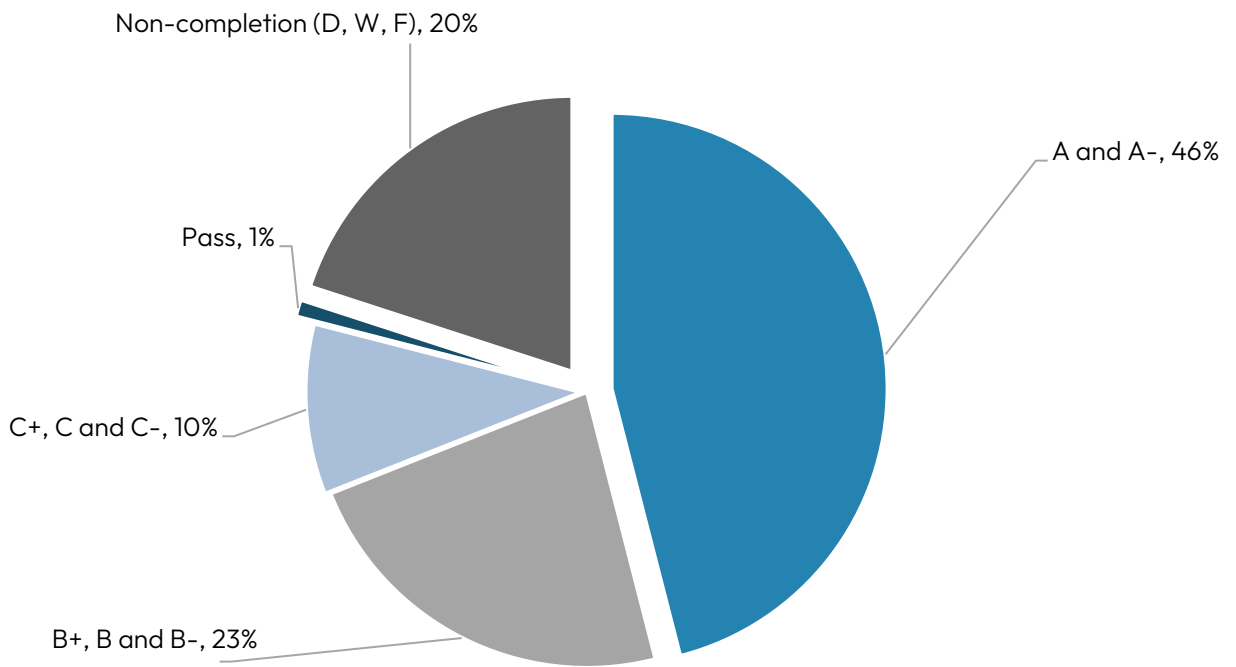
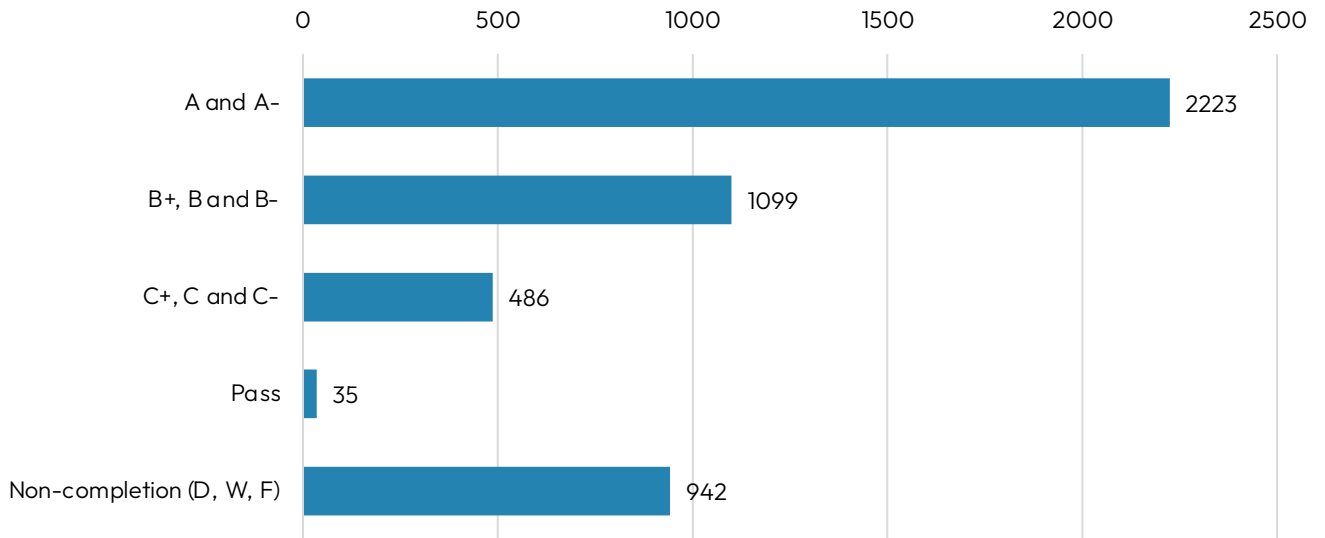
**Fairfield Campus**  
92 Western Avenue  
Fairfield, Maine 04937

[www.kvcc.me.edu](http://www.kvcc.me.edu)  
**(207) 453-5822**

**Harold Alfond Campus**  
677 Skowhegan Road  
Hinckley, Maine 04944

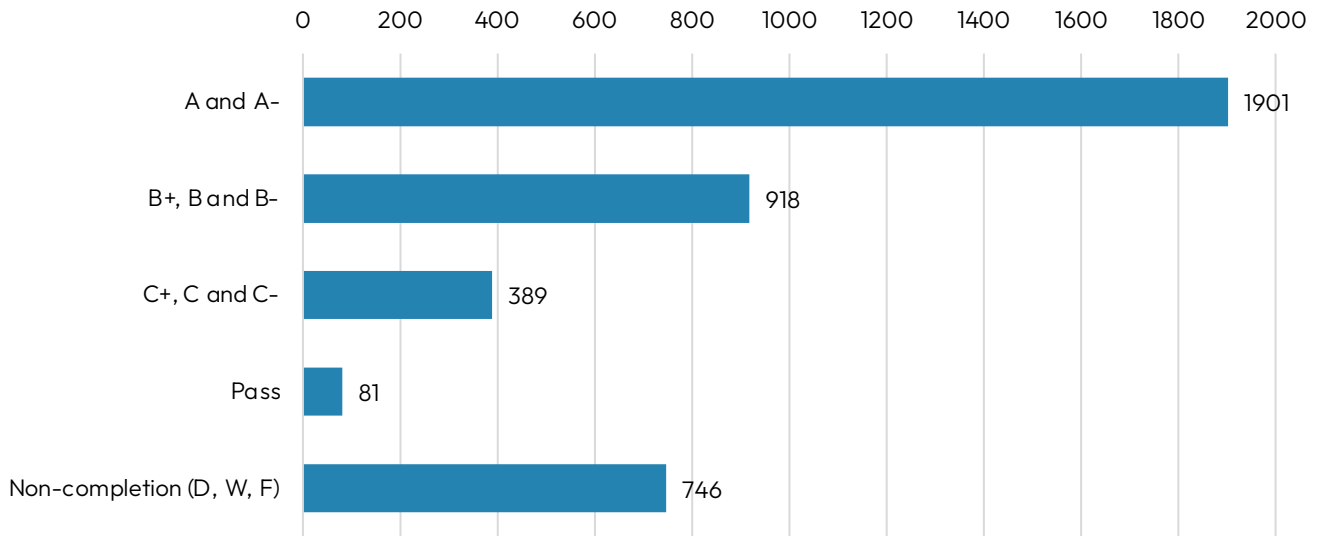
# Student Success

## Fall 2021: Grade distribution

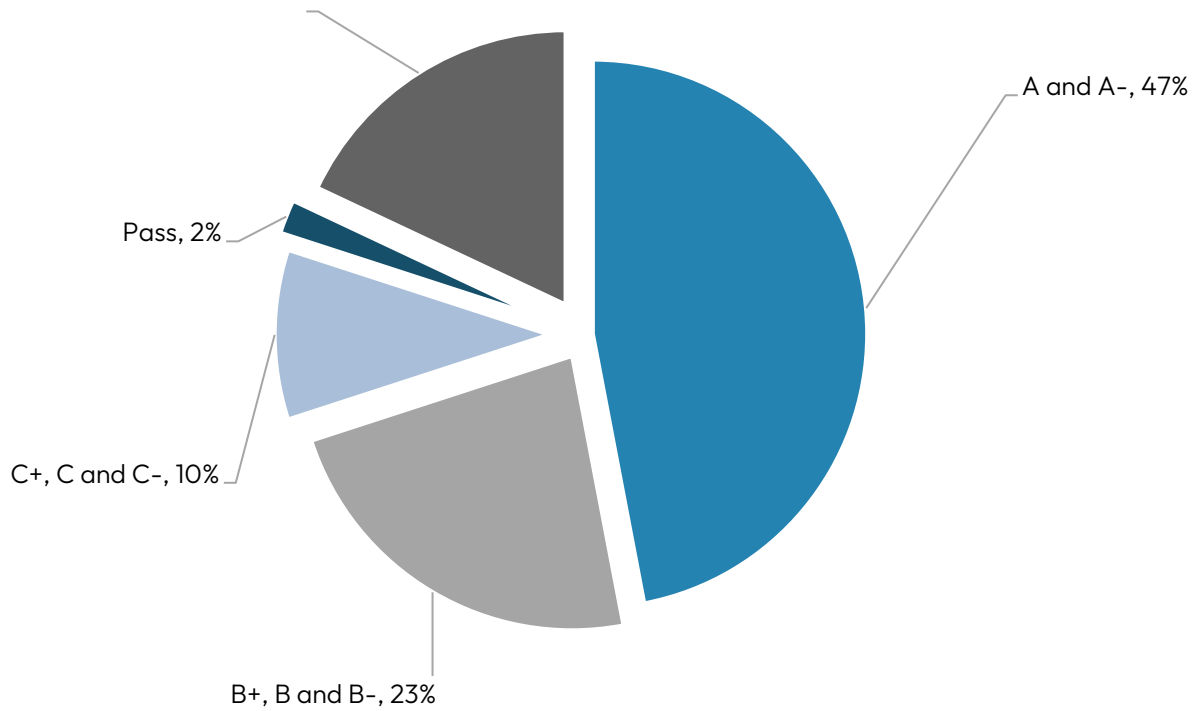


# Student Success

## Spring 2022: Grade distribution



Non-completion (D, W, F), 18%



## Student Success

### Fall 2015 to fall 2021: Percent successful course completion

	2015	2016	2017	2018	2019	2020	2021
A and A-	2365	2194	2254	2382	2379	2258	2223
B+,B and B-	1592	1235	1437	1502	1418	1298	1099
C+, C and C-	641	453	542	566	547	512	486
Pass	239	345	197	153	106	58	35
D and D+	150	149	142	129	146	129	143
F	374	424	416	327	348	385	377
Attendance failure	120	127	131	113	64	79	28
Withdrawal	369	337	410	473	408	542	394
<b>Percent successful completion*</b>	<b>82.6%</b>	<b>80.8%</b>	<b>80.1%</b>	<b>81.5%</b>	<b>82.0%</b>	<b>78.4%</b>	<b>80.3%</b>

### Spring 2016 to spring 2022: Percent successful course completion

	2016	2017	2018	2019	2020	2021	2022
A and A-	2251	2198	2109	2343	2384	1981	1901
B+,B and B-	1395	1160	1223	1320	1055	1091	918
C+, C and C-	524	413	433	490	390	423	389
Pass	282	298	206	166	146	99	81
D and D+	127	90	90	130	104	116	77
F	397	303	331	312	352	343	178
Attendance failure	92	150	43	73	33	32	16
Withdrawal	350	312	368	322	425	352	475
<b>Percent successful completion*</b>	<b>82.2%</b>	<b>82.6%</b>	<b>82.7%</b>	<b>83.8%</b>	<b>81.3%</b>	<b>81.0%</b>	<b>81.5%</b>

\*Percent successful completion is a C or above

## Student Success

### Average attempted credits, earned credits and grade point average by term

#### Fall 2014–fall 2021 by enrollment status

Enrollment status		2014	2015	2016	2017	2018	2019	2020	2021
Full-time	Attempted credits	13.39	13.58	13.41	13.44	13.31	13.46	13.47	13.48
	Earned credits	11.44	11.65	11.29	11.04	11.09	11.55	10.91	11.84
	Grade point average*	2.85	2.86	2.82	2.75	2.85	2.91	2.75	2.92
Part-time	Attempted credits	7.33	7.40	7.41	7.29	7.23	7.32	5.84	6.03
	Earned credits	6.22	6.30	6.25	6.09	6.09	6.17	4.77	4.94
	Grade point average*	2.74	2.77	2.76	2.73	2.80	2.83	2.74	2.88

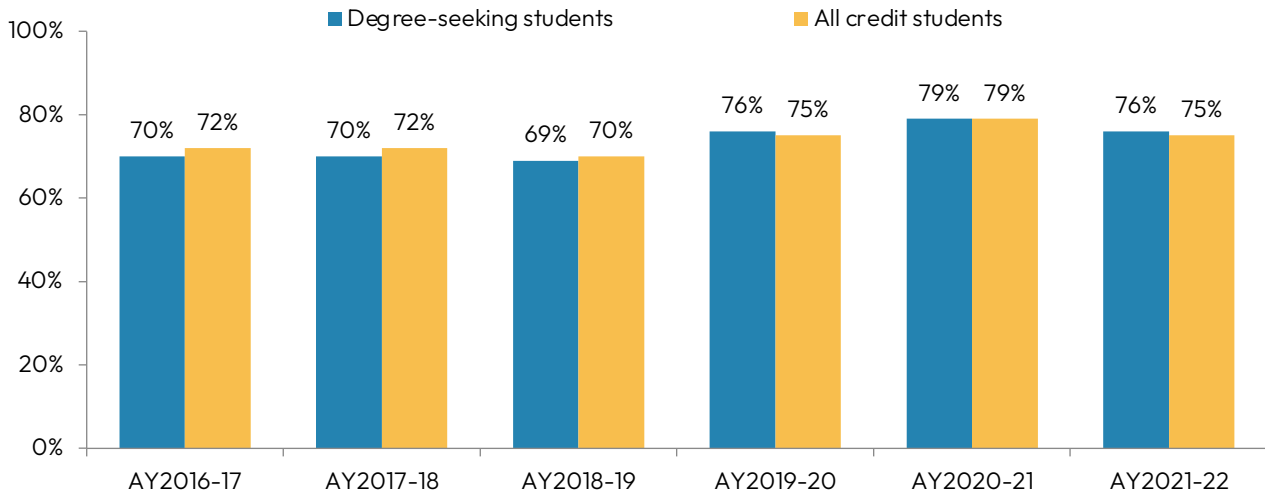
#### Spring 2015–spring 2022 by enrollment status

Enrollment Status		2015	2016	2017	2018	2019	2020	2021	2022
Full-time	Attempted credits	13.69	13.52	13.52	13.43	13.66	13.66	13.50	13.52
	Earned credits	12.13	11.54	11.72	11.63	11.85	11.41	11.47	12.40
	Grade point average*	2.81	2.71	2.79	2.79	2.86	2.97	2.80	3.04
Part-time	Attempted credits	7.44	7.43	7.51	7.29	7.10	7.15	5.71	5.83
	Earned credits	6.41	6.32	6.32	6.15	6.06	5.97	4.78	4.66
	Grade point average*	2.81	2.80	2.81	2.81	2.84	2.93	2.81	2.80

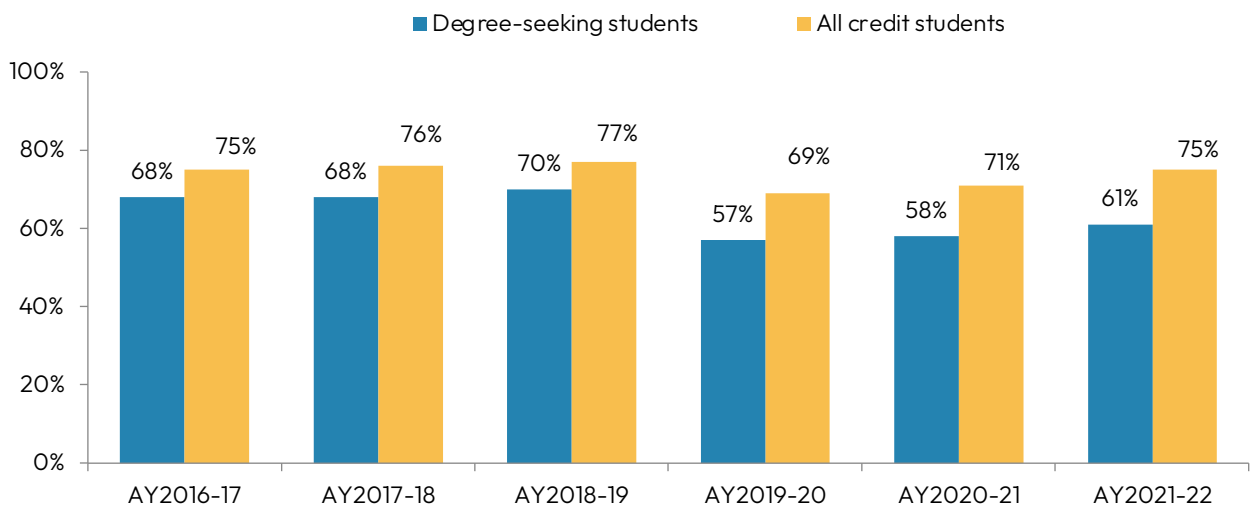
\*Grade point average (GPA) is based on 4.0 scale

## Student Success

### Academic year 2016–academic year 2021: Gateway\* course successful completion Anatomy & Physiology



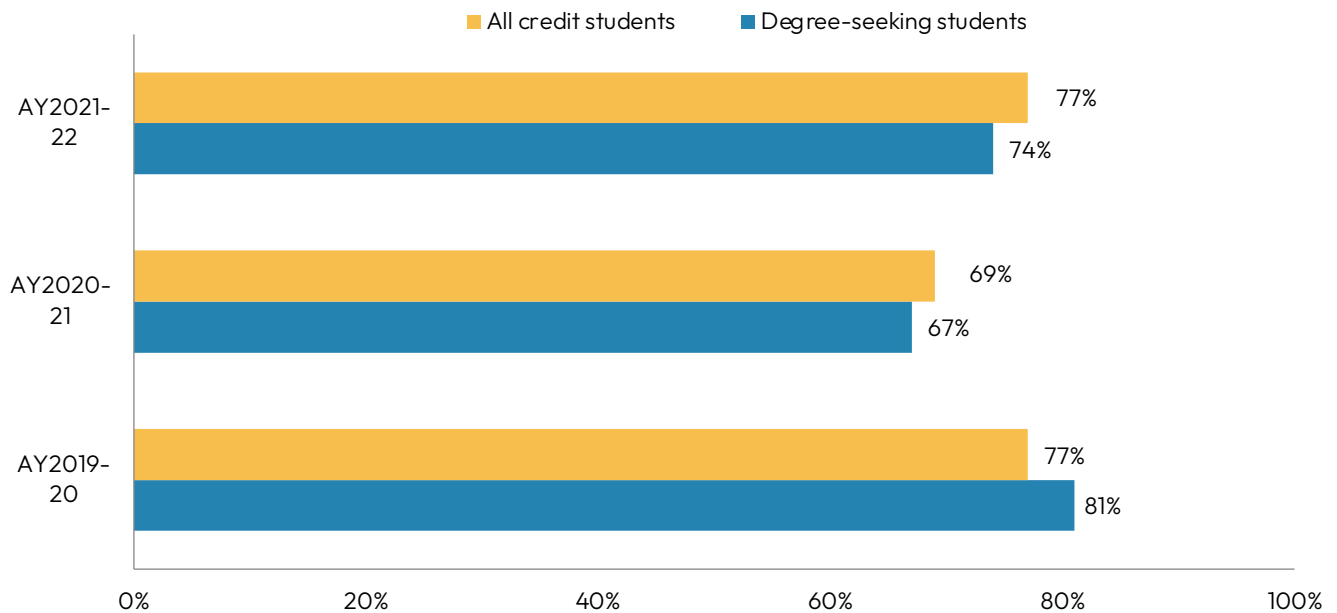
### Academic year 2016–academic year 2021: Gateway\* course successful completion College Composition



\*Gateway courses are required for career and trade degree studies and have a high enrollment of first year students. Successful completion of these courses are critical for successful student retention and degree completion. Gateway courses are often defined as courses that are lower in division, foundational in nature, have high enrollment of students and are higher in risk for non-completion. Success in these courses often correlate with successful retention and completion of students in post-secondary institutions.

## Student Success

### Academic year 2019–academic year 2021: Gateway\* course successful completion Quantitative Reasoning\*\*



\*Gateway courses are required for career and trade degree studies and have a high enrollment of first year students. Successful completion of these courses are critical for successful student retention and degree completion. Gateway courses are often defined as courses that are lower in division, foundational in nature, have high enrollment of students and are higher in risk for non-completion. Success in these courses often correlate with successful retention and completion of students in post-secondary institutions.

\*\*As part of the math pathways implementation, quantitative reasoning was offered beginning in academic year 2019-2020. The math pathways implementation was an initiative of Achieve the Dream.

## Student Success

### Academic year 2017 – Academic year 2021: Graduates passing credentialing exams *(NECHE Standard 8 - Educational Effectiveness)*

	AY2017-2018		AY2018-2019		AY2019-2020		AY2020-2021		AY2021-2022	
<b>State licensure examination passage rates</b>										
Name of exam	# who took exam	# who passed	# who took exam	# who passed	# who took exam	# who passed	# who took exam	# who passed	# who took exam	# who passed
State of Maine Journeyman Electrical (Electrical Technology)	15	15	22	21	26	26	13	13	16	16
State of Maine Journeyman-Plumbing, Oil or Propane/Natural Gas (Energy Services & Technology) Students completing this program may sit for one or more licenses.	8	7	5	5	5	5	7	7	4	4
<b>National licensure passage rates</b>										
Name of exam	# who took exam	# who passed	# who took exam	# who passed	# who took exam	# who passed	# who took exam	# who passed	# who took exam	# who passed
National Council Licensure Exam-Nursing (NCLEX)	36	36	36	36	38	38	27	27	32	32
Commission on Accreditation for Health Informatics and Information Management Education (CAHIM)	N/A	N/A	2	2	5	4	3	3	NA	NA
Medical Assisting Certification (Certified Medical Assistant - CMA, AAMA)	15	14	39	32	21	16	18	15	14	10
National Board for Certification in Occupational Therapy, Inc. (NBCOT)	14	14	13	13	9	9	10	10	2	2
Commission on Accreditation in Physical Therapy Education of the American Physical Therapy Association	17	16	14	14	14	12	15	13	12	11
American Registry of Radiologic Technologies (ARRT)	14	13	11	10	17	16	12	11	11	10
American Welding Society Certification (AWS)	14	14	13	14	9	9	15	15	12	12
National Board of Respiratory Therapy Care Exam	N/A	N/A	8	5	8	5	11	10	9	7

## Student Success

### Academic year 2019 – academic year 2021: NCLEX-RN “first time” test takers pass rate

(NECHE Standard 8 - Educational Effectiveness)

Registered Nurse (RN)	Type	2019	2020	2021	3-Year Average 2019-2021
National Pass Rate	All	88.18%	86.57%	82.48%	85.75%
Maine Pass Rate	All	92.41%	89.07%	88.07%	89.85%

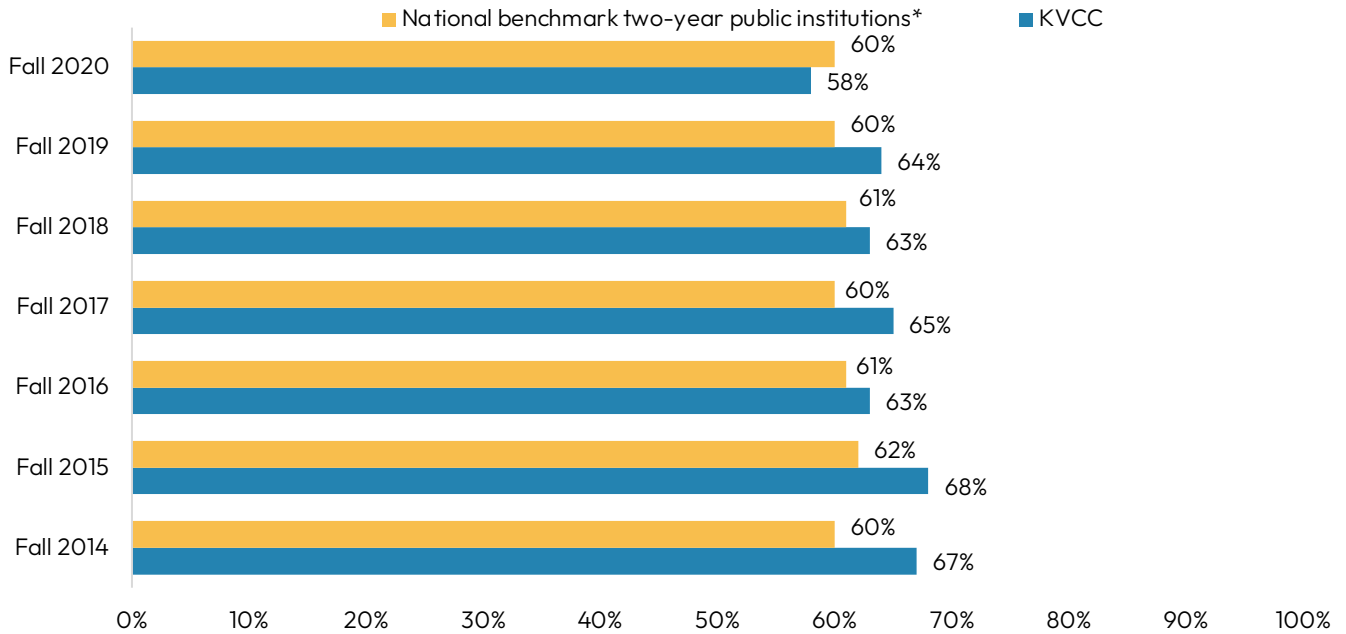
Maine nursing program (Associate Degree)	2019	2020	2021	3-year average 2019-2021
National AD pass rate	85.17%	82.80%	78.78%	82.25%
Maine AD pass rate	94.15%	92.62%	90.62%	92.47%
Central Maine Community College	96.55%	91.67%	93.48%	93.90%
Eastern Main Community College	100%	94.12%	86.05%	93.39%
Kennebec Valley Community College	97.22%	97.37%	96.30%	96.97%
Maine College of Health Professions	82.09%	93.18%	97.73%	91.00%
Northern Maine Community College	93.75%	92.59%	92.00%	92.78%
Southern Maine Community College	95.31%	92.50%	90.53%	92.78%
Beal University	N/A	86.96%	84.64%	NA
Purdue University Global	NA	NA	82.41%	NA

Maine nursing program (Bachelor of Science in Nursing Degree)	2019	2020	2021	2019-2021
National BSN pass rate	91.22%	90.29%	86.06%	89.19%
Maine BSN pass rate	92.49%	87.71%	85.52%	88.58%
Husson University	88.89%	84.21%	70.00%	81.03%
Purdue University	88.64%	75.76%	100%	88.14%
St. Joseph's College	95.35%	98.00%	90.63%	94.66%
University of Maine (Orono)	95.31%	96.04%	92.00%	94.45%
University of Maine at Fort Kent	93.28%	80.83%	78.03%	84.05%
University of Southern Maine	89.04%	86.67%	72.85%	82.85%
University of New England	96.97%	92.45%	95.16%	94.86%

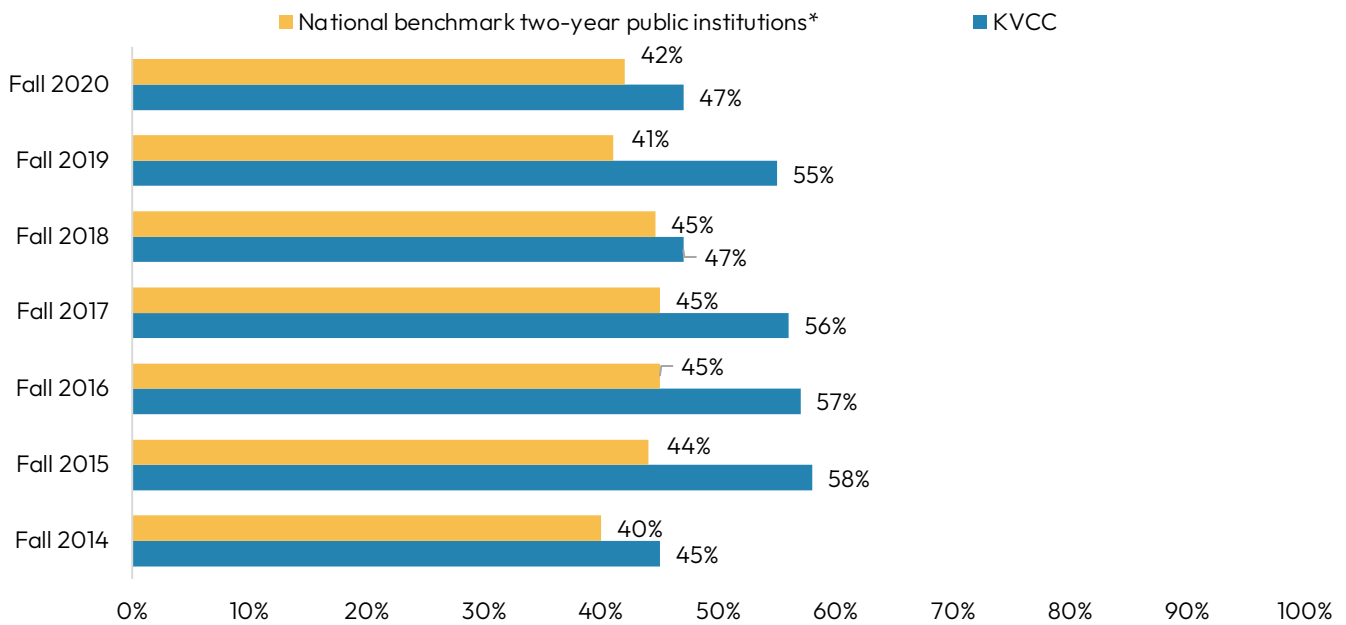
[http://www.maine.gov/boardofnursing/docs/2019-2021\\_NCLEX\\_3\\_Year\\_Average\\_Pass\\_Rates.pdf](http://www.maine.gov/boardofnursing/docs/2019-2021_NCLEX_3_Year_Average_Pass_Rates.pdf)

# Student Success

## 2014-2020 First-year retention rates: Full-time students (NECHE Standard 8 - Educational Effectiveness)



## 2014-2020 First-year retention rates: Part-time students (NECHE Standard 8 - Educational Effectiveness)



National Student Clearinghouse Research Center [PersistenceRetention2022.pdf \(nscrc.org\)](https://www.nscrc.org/PersistenceRetention2022.pdf)

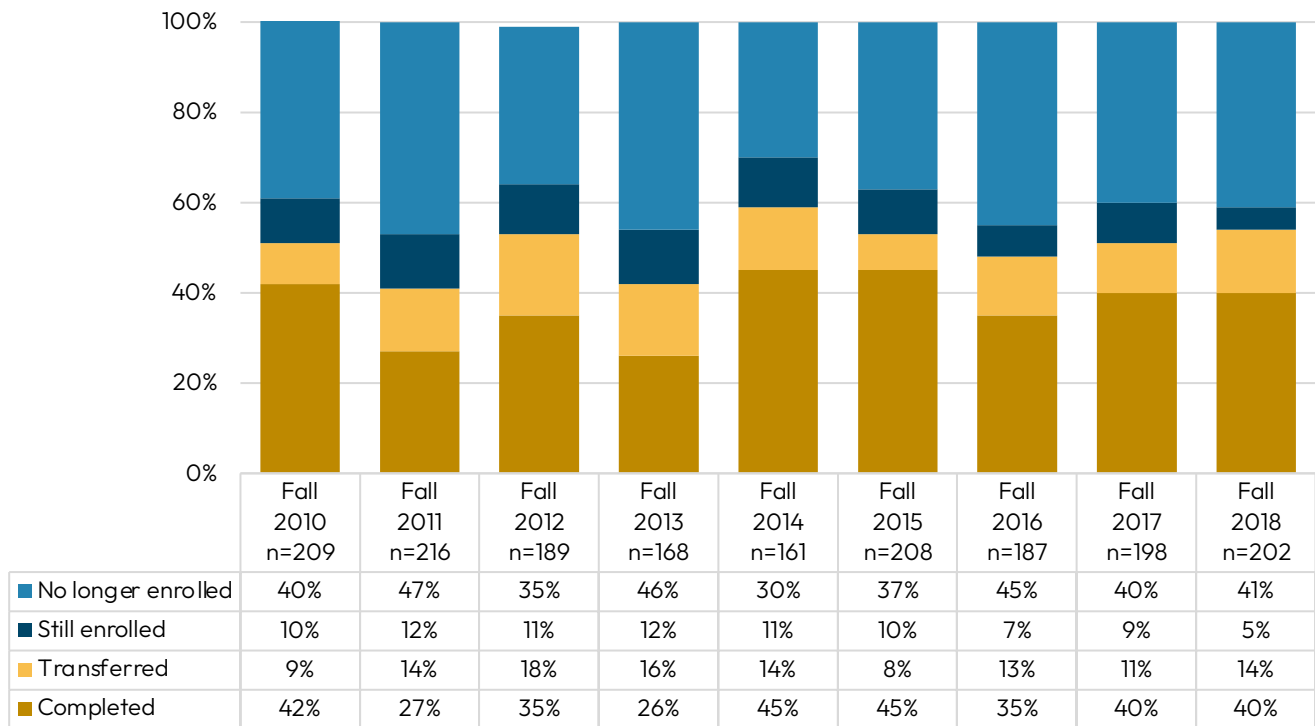
# Student Success

## Retention and graduation rates (NECHE Standard 8 - Educational Effectiveness)

	Fall 2014 cohort	Fall 2015 cohort	Fall 2016 cohort	Fall 2017 cohort	Fall 2018 cohort	Fall 2019 cohort	Fall 2020 cohort	Fall 2021 cohort
<b>IPEDS retention first-time, full-time</b>	n=160	n=208	n=187	n=198	n=202	n=202	n=203	
Associate/Certificate first-time, full-time degree students	67%	68%	63%	65%	63%	64%	58%	Available spring 2023
<b>IPEDS Retention first-time, part-time</b>	n=131	n=149	n=115	n=135	n=116	n=137	n=175	
Associate/Certificate first-time, part-time degree students	45%	58%	57%	56%	47%	55%	47%	Available spring 2023
	Fall 2011 cohort	Fall 2012 cohort	Fall 2013 cohort	Fall 2014 cohort	Fall 2015 cohort	Fall 2016 cohort	Fall 2017 cohort	Fall 2019 cohort
<b>IPEDS graduation data (150% of time)</b>	n=216	n=189	n=168	n=161	n=208	n=187	n=198	n=202
Associate/Certificate degree students	27%	35%	26%	45%	45%	35%	39%	41%
Overall transfer-out rate	14%	18%	16%	14%	8%	13%	11%	14%
<b>IPEDS outcomes measures data</b>			Fall 2008 cohort	Fall 2009 cohort	Fall 2010 cohort	Fall 2011 cohort	Fall 2012 cohort	Fall 2013 cohort
<b>First-time, full-time students</b>			n=202	n=305	n=274	n=293	n=283	n=213
Awarded a degree within six years			47%	38%	48%	33%	43%	36%
Awarded a degree within eight years			48%	38%	49%	34%	46%	38%
Transferred before completion			16%	20%	15%	21%	16%	20%
Not awarded within eight years but still enrolled			0%	1%	1%	2%	1%	<1%
<b>First-time, part-time students</b>			n=123	n=247	n=254	n=171	n=198	n=141
Awarded a degree within six years			33%	29%	23%	27%	24%	27%
Awarded a degree within eight years			33%	31%	24%	29%	27%	30%
Transferred before completion			14%	19%	22%	16%	16%	18%
Not awarded within eight years but still enrolled			1%	3%	1%	3%	3%	1%
<b>Non-first-time, full-time students</b>			n=25	n=65	n=123	n=96	n=86	n=117
Awarded a degree within six years			68%	69%	56%	58%	45%	58%
Awarded a degree within eight years			72%	69%	59%	59%	45%	58%
Transferred before completion			24%	15%	19%	24%	30%	22%
Not awarded within eight years but still enrolled			0%	2%	1%	0%	0%	0%
<b>Non-first-time, part-time students</b>			n=43	n=109	n=180	n=150	n=132	n=125
Awarded a degree within six years			63%	60%	38%	40%	46%	34%
Awarded a degree within eight years			67%	61%	39%	43%	50%	36%
Transferred before completion			19%	17%	28%	25%	17%	23%
Not awarded within eight years but still enrolled			2%	2%	2%	1%	1%	1%

# Student Success

## Fall 2010–fall 2018: First-time, full-time cohort: Graduation and transfer rates at 150%



## Student Success

### KVCC Program Data

KVCC program data is available to the public at: [KVCC Program Data - LibGuides at Kennebec Valley Community College](#)

- Application
- Enrollment
- Student Success
- Success Rates of Top Enrolled Courses in First Year of Program
- Completion
- Employment
- High Wage, High in Demand (where applicable)
- Occupation Outlook
- Transfer [2016-2020transfer: Number of transfers from KVCC by program of study to four-year institutions | Tableau Public](#)

## Student Success

### 2016-2021 Top 25 transfer institutions: Number of transfers from KVCC to four-year institutions

College Name	Graduated KVCC	Transfer prior to completion at KVCC	Total
UNIVERSITY OF MAINE AUGUSTA	275	321	596
UNIVERSITY OF MAINE ORONO	76	102	178
UNIVERSITY OF SOUTHERN MAINE	40	47	87
UNIVERSITY OF MAINE FARMINGTON	37	49	86
UNIVERSITY OF MAINE FT KENT	45	27	72
THOMAS COLLEGE	28	41	69
PURDUE UNIVERSITY GLOBAL- AUGUSTA	8	45	53
PURDUE UNIVERSITY GLOBAL	12	40	52
SOUTHERN NEW HAMPSHIRE- 09WEEK	18	31	49
HUSSON UNIVERSITY	14	33	47
UNIVERSITY OF MAINE PRESQUE ISLE	15	17	32
WESTERN GOVERNOR'S UNIVERSITY	16	10	26
UNITY COLLEGE	6	11	17
SAINT JOSEPH'S COLLEGE OF MAINE	13	3	16
AMERICAN PUBLIC UNIVERSITY SYSTEM	4	8	12
ARIZONA STATE UNIVERSITY	2	9	11
UNIVERSITY OF PHOENIX	0	10	10
GRAND CANYON UNIVERSITY	3	7	10
SOUTHERN NEW HAMPSHIRE UNIVERSITY	3	6	9
STRAYER UNIVERSITY- WASHINGTON	1	7	8
THE UNIVERSITY OF ARIZONA GLOBAL CAMPUS	3	4	7
MAINE MARITIME ACADEMY	2	5	7
LIBERTY UNIVERSITY	3	4	7
MASSACHUSETTS COLLEGE OF PHARMACY	3	3	6
COLBY COLLEGE	4	2	6

For a complete list of transfers, go to :[2016-2020transfer](#)

### In 2017, KVCC enrolled in the Voluntary Framework of Accountability.



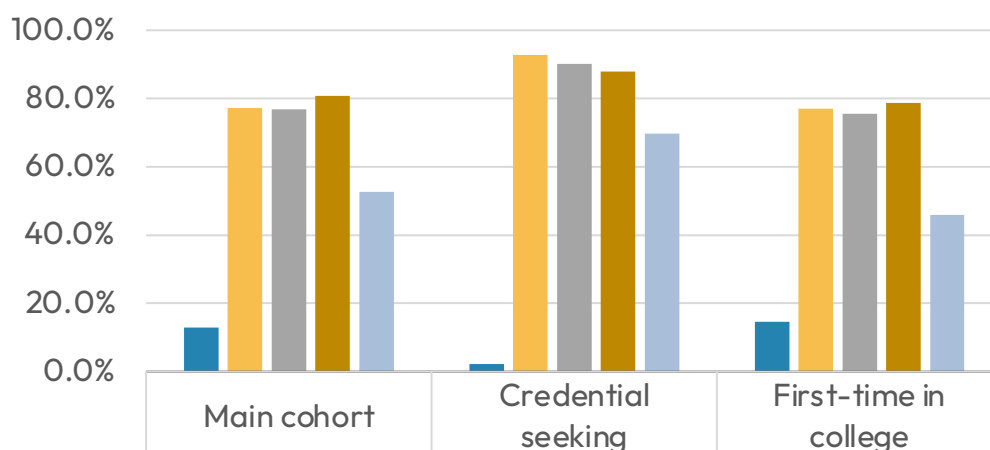
The Voluntary Framework of Accountability (**VFA**) is designed as a set of appropriate measures to determine how well community colleges are serving students. Lack of commonly accepted, appropriate performance measures has often led to misperceptions and frequently an underestimation of community college effectiveness and contributions.

<https://vfa.aacc.nche.edu/>

## Student Success

### Voluntary Framework of Accountability collection 2021-2022: Fall 2019 two-year progress measures for KVCC

Fall students 2019: Progress by end of year two by cohort type



	Main cohort	Credential seeking	First-time in college
No success 1st term*	12.9%	2.3%	14.7%
Fall to next term retention	77.2%	92.8%	77.0%
1st term credit success rate*	76.9%	90.1%	75.6%
Two year credit success rate*	80.8%	87.9%	78.7%
Reached credit threshold	52.7%	69.7%	46.0%

### Persistence/attainment outcomes by end of year two by cohort type

	Two Year Cohort Count	Completed	Transferred	Still Enrolled
Main cohort	526	34.6%	7.4%	28.7%
Credential seeking	389	46.8%	6.9%	33.9%
First-time in college	339	29.2%	6.5%	32.2%

**Main Cohort:** fall entering, first-time at reporting college, “all students”

**Credential Seeking:** earned 12 credits by end of year two

**First Time in College:** fall entering, first-time in college

Students could be in more than one cohort type

\*KVCC uses a grade of C to define success

## Student Success

### Voluntary Framework of Accountability collection 2021-2022: 2015 Cohort six-year outcomes for KVCC

#### Fall 2015: Outcomes by the end of six years by cohort type

	Main cohort	Credential seeking	First-time in college
Cohort count	547	402	360
Associate (transfer)	8.0%	10.9%	7.5%
Associate (no transfer)	27.8%	37.6%	26.7%
Certificate (transfer)	1.1%	1.5%	1.1%
Certificate (no transfer)	9.1%	12.2%	8.9%
No award (transfer)	12.2%	9.2%	10.0%
Still enrolled	1.8%	1.7%	1.7%
Left with > or = 30 credits	9.7%	12.7%	8.9%
Left with < 30 credits	30.2%	14.2%	35.3%

**Main Cohort:** fall entering, first-time at reporting college, “all students”

**Credential Seeking:** earned 12 credits by end of year two

**First Time in College:** fall entering, first-time in college

Students could be in more than one cohort type

## Student Success

### Voluntary Framework of Accountability collection 2021-2022: 2015 Cohort comparison of KVCC IPEDS graduation rate to KVCC VFA six-year outcomes

#### Fall 2015: KVCC Fed grad rate (IPEDS) compared to KVCC VFA outcomes (by VFA full-time and part-time students)

	IPEDS Fed cohort	VFA main cohort	VFA credential seeking	VFA first-time in college
Still enrolled	9.6%	1.8%	1.7%	1.7%
No award (transfer)	8.2%	12.2%	9.2%	10.0%
Total earned awards**	45.2%	46.1%	62.2%	44.2%

#### Fall 2015: KVCC Fed grad rate (IPEDS) compared to KVCC VFA outcomes (by VFA full-time students)

	IPEDS Fed cohort	VFA main cohort	VFA credential seeking	VFA first-time in college
Still enrolled	9.6%	1.4%	1.3%	1.4%
No award (transfer)	8.2%	11.0%	8.8%	9.9%
Total earned awards**	45.2%	56.7%	68.8%	54.9%

**Main Cohort:** fall entering, first-time at reporting college, “all students”

**Credential Seeking:** earned 12 credits by end of year two

**First Time in College:** fall entering, first-time in college

Students could be in more than one cohort type

Federal Graduation Rate Cohort: Fall entering, first-time, full-time degree-seeking students. For more information [IPEDS Data Collection System](#)

## Student Success

### Voluntary Framework of Accountability collection 2021-2022 national benchmark: Comparison of IPEDS graduation rate to VFA six-year outcomes

#### Fall 2015: Fed grad rate (IPEDS) compared to VFA outcomes (by VFA full-time and part-time students)

	IPEDS Fed cohort	VFA main cohort	VFA credential seeking	VFA first-time in college
No award (transfer)	19.0%	23.8%	20.7%	20.4%
Total earned awards	26.1%	28.5%	43.5%	27.5%

#### Fall 2015: Fed grad rate (IPEDS) compared to VFA outcomes (by VFA full-time students)

	IPEDS Fed cohort	VFA main cohort	VFA credential seeking	VFA first-time in college
No award (transfer)	19.0%	22.1%	21.4%	21.0%
Total earned awards	26.1%	37.5%	46.3%	37.0%

**Main Cohort:** fall entering, first-time at reporting college, “all students”

**Credential Seeking:** earned 12 credits by end of year two

**First Time in College:** fall entering, first-time in college

Students could be in more than one cohort type

Federal Graduation Rate Cohort: Fall entering, first-time, full-time degree-seeking students. For more information [IPEDS Data Collection System](#)



Voluntary  
Framework of  
Accountability

### **Early Momentum Key Performance Indicators (KPIs): New Metrics for the Voluntary Framework of Accountability**

#### **Kennebec Valley Community College**

The Voluntary Framework of Accountability (VFA) is building on the work of the American Association of Community Colleges Pathways Project (AACC Pathways) reform work to improve the value of the VFA to participating colleges. College-wide reforms, like AACC Pathways, are complex endeavors that take many years to implement fully. That means that colleges will not see expected improvements in student completion rates for several years after the implementation of such reforms. Colleges need indicators in the near-term that they can examine to see if their reform efforts are having a positive effect and are likely to improve student success over a longer term. The AACC Pathways KPIs can fulfill this need.

The calculation of the KPIs is included in the process of calculating metrics for data submitted through the VFA data system. These metrics were chosen for community colleges because they can be measured over a single year and yet research suggests that they are the leading indications of increased student completion over a longer term\*. In addition to the value of these one-year measures as early indicators of progress toward longer term student success goals, tracking year-over-year change in these KPIs can motivate colleges to implement practices that can effectively create the initial conditions required for subsequent success.

---

\*For a review, see Jenkins, D., & Bailey, T. (2017). Early momentum metrics: Why they matter for college improvement. New York, NY: Columbia University, Teachers College, Community College Research Center. Retrieved from <https://ccrc.tc.columbia.edu/media/k2/attachments/early-momentum-metrics-college-improvement.pdf>

## Student Success

### Voluntary Framework of Accountability Early Momentum key performance indicators (KPI)

#### Credit Momentum KPI: Kennebec Valley Community College

Cohort year type	Cohort year	Cohort type	Cohort count	Earned 6+ college credits in first term		Earned 12+ college credits in first term		Earned 15+ college credits in first year		Earned 24+ college credits in first year		Earned 30+ college credits in first year	
				Count	Rate	Count	Rate	Count	Rate	Count	Rate	Count	Rate
Six year	Fall 2015	Main cohort	547	397	72.6%	176	32.2%	305	55.8%	167	30.5%	85	15.5%
Six year	Fall 2015	First-time in college	360	265	73.6%	122	33.9%	204	56.7%	111	30.8%	58	16.1%
Two year	Fall 2019	Main cohort	526	379	72.1%	171	32.5%	288	54.8%	152	28.9%	71	13.5%
Two year	Fall 2019	First-time in college	339	250	73.7%	122	36.0%	181	53.4%	94	27.7%	47	13.9%
One year	Fall 2020	Main cohort	537	348	64.8%	153	28.5%	242	45.1%	136	25.3%	60	11.2%
One year	Fall 2020	First-time in college	375	238	63.5%	112	29.9%	172	45.9%	99	26.4%	43	11.5%

#### Credit Momentum KPI: Benchmarking average for all students at all other VFA colleges

Cohort year type	Cohort year	Cohort type	Cohort count	Earned 6+ college credits in first term		Earned 12+ college credits in first term		Earned 15+ college credits in first year		Earned 24+ college credits in first year		Earned 30+ college credits in first year	
				Count	Rate	Count	Rate	Count	Rate	Count	Rate	Count	Rate
Six year	Fall 2015	Main cohort	190,992	101,542	55.2%	40,214	23.8%	74,115	41.1%	35,846	21.3%	15,292	9.8%
Six year	Fall 2015	First-time in college	125,003	68,387	56.7%	27,879	25.1%	51,294	43.1%	25,218	22.8%	10,909	10.7%
Two year	Fall 2019	Main cohort	175,826	100,710	59.6%	44,046	27.9%	72,927	43.8%	38,497	24.5%	17,107	11.4%
Two year	Fall 2019	First-time in college	115,155	68,866	62.5%	31,647	30.9%	50,986	47.3%	27,741	27.2%	12,352	12.7%
One year	Fall 2020	Main cohort	143,485	79,996	57.9%	37,183	28.1%	58,436	42.6%	32,333	24.5%	15,159	11.9%
One year	Fall 2020	First-time in college	93,955	54,169	60.4%	26,977	31.2%	40,932	45.6%	23,351	27.1%	11,005	13.4%

## Student Success

### Voluntary Framework of Accountability Early Momentum key performance indicators (KPI)

#### Gateway completion, persistence, and college course completion KPI: Kennebec Valley Community College

Cohort year type	Cohort year	Cohort type	Cohort count	Passed college level math		Passed college level English		Passed college level math & English		Fall to next term retention		One year credit success rate		
				Count	Rate	Count	Rate	Count	Rate	Count	Rate	Attempted	Completed	Rate
Six year	Fall 2015	Main cohort	547	254	46.4%	217	39.7%	149	27.2%	450	82.3%	11,529	9,074	78.7%
Six year	Fall 2015	First-time in college	360	189	52.5%	175	48.6%	122	33.9%	298	82.8%	7,769	6,003	77.3%
Two year	Fall 2019	Main cohort	526	247	47.0%	179	34.0%	132	25.1%	406	77.2%	10,648	8,404	78.9%
Two year	Fall 2019	First-time in college	339	169	49.9%	149	44.0%	107	31.6%	261	77.0%	6,983	5,359	76.7%
One year	Fall 2020	Main cohort	537	234	43.6%	176	32.8%	127	23.6%	392	73.0%	10,455	7,629	73.0%
One year	Fall 2020	First-time in college	375	174	46.4%	141	37.6%	102	27.2%	278	74.1%	7,521	5,249	69.8%

#### Gateway completion, persistence, and college course completion KPI: Benchmarking average for all students at all other VFA colleges

Cohort year type	Cohort year	Cohort type	Cohort count	Passed college level math		Passed college level English		Passed college level math & English		Fall to next term retention		One year credit success rate		
				Count	Rate	Count	Rate	Count	Rate	Count	Rate	Attempted	Completed	Rate
Six year	Fall 2015	Main cohort	190,992	45,483	24.9%	78,272	40.4%	30,961	16.5%	136,290	71.1%	3,272,514	2,358,428	72.9%
Six year	Fall 2015	First-time in college	125,003	32,819	26.9%	60,527	46.9%	24,767	19.5%	93,930	75.4%	2,246,707	1,605,892	71.9%
Two year	Fall 2019	Main cohort	175,826	47,808	27.7%	73,942	41.5%	32,358	18.1%	125,060	71.8%	3,208,752	2,313,965	73.4%
Two year	Fall 2019	First-time in college	115,155	34,612	30.6%	57,936	49.1%	26,097	22.1%	85,862	75.9%	2,235,645	1,585,133	72.2%
One year	Fall 2020	Main cohort	143,485	39,099	27.8%	54,553	38.1%	25,397	17.8%	96,866	68.0%	2,576,717	1,838,719	72.6%
One year	Fall 2020	First-time in college	93,955	28,300	30.4%	42,820	44.9%	20,561	21.8%	65,905	70.3%	1,805,446	1,257,565	71.2%

## Student Success

### Voluntary Framework of Accountability Early Momentum key performance indicators (KPI)

#### Fall 2020 main cohort: First term credit success rate by college readiness

Earned 6 + credits	64.8%
Earned 12+ credits	28.5%
Passed College math in year 1	43.6%
Passed college English in year 1	32.8%
Passed both college math & English in year 1	23.6%

#### Fall 2020 main cohort: Year 1 credit success rate by college readiness status

Earned 15+ credits in first year	45.1%
Earned 24+ credits in first year	25.3%
Earned 30+ credits in first year	11.2%
Retained from year 1 to year 2	73.0%
Credit pass rate	73.0%

## Student Success

### Voluntary Framework of Accountability Early Momentum key performance indicators (KPI)

#### Fall 2020 main cohort: First term credit success rate by Pell status

	Awarded Pell	Not Awarded Pell
Earned 6 + credits	66.0%	63.9%
Earned 12+ credits	32.8%	25.1%
Passed college math in year 1	42.9%	44.1%
Passed college English in year 1	38.7%	28.1%
Passed both college math & English in year 1	26.5%	21.4%

#### Fall 2020 main cohort: Year 1 credit success rate by Pell status

	Awarded Pell	Not Awarded Pell
Earned 15 + credits in year 1	47.1%	43.5%
Earned 24+ credits in year 1	28.2%	23.1%
Earned 30+ credits in year 1	12.2%	10.4%
Retained from year 1 to year 2	80.7%	66.9%
Credit pass rate	70.2%	75.6%

## Student Success

### Voluntary Framework of Accountability Early Momentum key performance indicators (KPI)

#### Fall 2020 main cohort: First term credit success rate by gender

	Male	Female
Earned 6 + credits	67.6%	63.3%
Earned 12+ credits	40.4%	22.1%
Passed college math in year 1	56.4%	36.7%
Passed college English in year 1	33.5%	32.4%
Passed both college math & English in year 1	27.7%	21.5%

#### Fall 2020 main cohort: Year 1 credit success rate by gender

	Male	Female
Earned 15 + credits in year 1	48.4%	43.3%
Earned 24+ credits in year 1	31.9%	21.8%
Earned 30+ credits in year 1	14.9%	9.2%
Retained from year 1 to year 2	70.2%	74.5%
Credit pass rate	74.8%	71.9%

# Student Success

## Program completions (NECHE Standard 8 - Educational Effectiveness)

	Award type	2016-2017	2017-2018	2018-2019	2019-2020	2020-2021	2021-2022
<b>Allied health and nursing</b>							
Advanced emergency care	AAS	6	4	4	5	3	3
Advanced emergency care	C	24	8	14	6	13	9
Paramedic	C	16	15	9	17	9	10
Health information management	AAS	12	11	8	13	15	7
Medical assisting	AAS	21	17	16	14	10	11
Medical assisting	C	0	0	14	10	14	6
Phlebotomy	C	11	16	19	12	13	9
Medical coding	C	3	0	5	1	2	4
Nursing	AS	36	36	36	38	27	34
Occupation therapy assistant	AAS	18	16	14	9	11	7
Physical therapy assistant	AAS	19	19	14	15	16	13
Radiologic technology	AS	14	14	11	18	13	12
Respiratory therapy	AS	13	0	0	8	11	10
<b>Trades and technology</b>							
Applied electronics & computer technology	AAS	9	8	8	5	6	5
Applied electronics & computer technology	C	0	0	0	0	0	1
Applied engineering technology	AAS	0	2	2	4	0	0
Electrical lineworker technology	C	27	28	24	29	21	22
Electrical technology	AAS	15	14	12	28	18	16
Electrical technology	C	1	5	5	2	0	0
Energy services and technology	AAS	9	13	11	5	6	4
Energy services and technology/HVAC	C	0	0	0	0	3	0
Plumbing	C	0	0	0	3	6	2
Precision machine technology	AAS	11	12	9	10	0	1
Precision machine technology	C	2	0	1	1	2	0
Precision machine operators	C	0	0	0	16	5	2
Pulp & paper technology	AAS	3	0	0	0	0	0
Sustainable construction	AAS	0	0	3	6	4	2
Sustainable construction	C	0	0	0	0	1	1
Welding	C	12	16	14	10	16	13
<b>Farm-to-table</b>							
Culinary arts	AAS	11	6	12	9	2	4
Culinary arts	C	2	1	0	0	1	2
Sustainable agriculture	AAS	5	8	4	5	2	0
Sustainable agriculture – vegetable production	C	0	0	0	1	0	0
<b>Business</b>							
Accounting	AAS	9	15	5	11	9	8
Computer systems integration	AAS	3	6	2	2	0	0
Marketing/management	AAS	18	18	23	8	13	10
<b>English &amp; humanities</b>							
Career studies	AAS	1	1	0	1	1	2
Liberal studies	AA	20	23	21	24	9	11
<b>Math and science</b>							
Biological sciences	AS	2	0	0	2	3	2
Computer information systems	AS	2	1	0	0	0	0
General science-biology	AS	2	2	2	2	2	0
General science-health	AS	6	11	7	8	1	0
General science-prepharmacy	AS	0	0	1	0	0	0
General studies	AA	0	3	20	31	36	37
Health science	C	0	0	1	46	63	63
<b>Social sciences</b>							
Autism spectrum disorder studies	AAS	5	2	1	0	0	0
Early childhood Education	AAS	13	14	18	24	25	33
Education speech/language	AAS	0	1	0	0	0	0
Mental health	AAS	20	20	19	19	15	8
Mental health	C	2	3	6	2	2	9
Psychology	AAS	0	0	0	2	4	4
<b>Total completions</b>		<b>404</b>	<b>391</b>	<b>396</b>	<b>482</b>	<b>433</b>	<b>397</b>

## Student Success

### Academic year 2019-academic year 2021: Graduate employment data (NECHE Standard 8 - Educational Effectiveness)

Program	Number of graduates	Percent response rate	Mean annual earnings	Median annual earnings	Lo range	High range
<b>Allied health &amp; nursing</b>						
Advance emergency care	11	36	\$43,410,	\$44,710	\$33,270	\$50,950
Advanced emergency care (certificate)	35	*	*	*	*	*
Paramedic (certificate)	35	20	\$46,443	\$47,309	\$38,470	\$50,950
Health information management	36	31	\$40,290	\$38,470	\$33,270	\$50,950
Medical coding	8	38	\$50,950	\$50,950	\$50,950	\$50,950
Medical assisting (certificate and AAS)	115	14	\$34,070	\$33,270	\$28,070	\$43,669
Phlebotomy (certificate)	44	9	\$30,670	\$30,670	\$28,070	\$33,270
Nursing	101	31	\$54,423	\$56,160	\$50,950	\$56,160
Occupational therapy assistant	36	14	\$40,203	\$38,470	\$38,470	\$43,669
Physical therapy assistant	45	29	\$47,051	\$50,950	\$28,070	\$56,160
Radiological technology	44	23	\$48,219	\$50,950	\$43,669	\$50,950
Respiratory therapy	19	21	\$43,152	\$47,309	\$21,830	\$56,160
<b>Farm-to-table</b>						
Culinary arts (certificate and AAS)	25	36	\$30,670	\$30,670	\$28,070	\$33,270
<b>Trades &amp; technology</b>						
Applied electronics & computer technology (certificate and AAS)	22	18	\$41,069	\$41,069	\$38,470	\$43,669
Applied electronic technology	6	*	*	*	*	*
Electrical lineworker technology	74	5	\$46,793	\$50,950	\$33,270	\$56,160
Electrical technology (certificate and AAS)	71	11	\$37,951	\$38,470	\$28,070	\$56,160
Energy services and technology	21	14	\$35,870	\$35,870	\$33,270	\$38,470
Heating/air conditioning (certificate)	3	*	*	*	*	*
Plumbing (certificate)	10	*	*	*	*	*
Precision machine technology (certificate and AAS)	44	7	\$35,870	\$35,870	\$33,270	\$38,470
Sustainable construction (certificate and AAS)	14	*	*	*	*	*
Welding (certificate)	40	13	\$40,965	\$38,470	\$33,270	\$50,950
<b>Business</b>						
Business - accounting	27	26	\$40,898	\$38,470	\$28,070	\$56,160
Business - marketing	43	30	\$50,540	\$56,160	\$33,270	\$56,160
<b>English &amp; humanities</b>						
Liberal studies	59	27	\$35,465	\$28,070	\$28,070	\$50,950
<b>Math &amp; science</b>						
Biology	5	*	*	*	*	*
General studies	104	12	\$30,670	\$30,670	\$28,070	\$33,270
Health science (certificate)	123	5	\$36,390	\$33,270	\$28,070	\$50,950
<b>Social sciences</b>						
Early childhood education	69	10	\$28,070	\$28,070	\$28,070	\$28,070
Mental health (certificate and AAS)	66	21	\$34,570	\$33,270	\$28,070	\$38,470
Psychology	6	*	*	*	*	*

\*Response numbers too small to publicly reported

## Student Success

### Median annual wages for KVCC graduates in high-wage, in-demand (HWID) occupations compare to Maine Department of Labor entry wage data

Program	2019-2021 KVCC median wage***	Statewide median entry wage*
<b>Allied health &amp; nursing</b>		
Health information management	\$24.50/hour	\$15.97/hour
Nursing	\$27.00/hour	\$19.05/hour
Occupational therapy assistance	\$21.00/hour	\$22.23/hour
Physical therapy assistant	\$24.49/hour	\$22.62/hour
Radiology technology	\$24.49/hour	\$25.59/hour
Respiratory therapy	\$22.74/hour	\$24.60/hour
<b>Trades &amp; technology</b>		
Applied electronics & computer technology	\$19.74/hour	\$20.53/hour
Electrical	\$18.50/hour	\$19.69/hour
Electrical lineworker technology	\$18.49/hour	\$16.68/hour
Energy services technology/HVAC	\$17.25/hour	\$23.35/hour
Machinist	\$17.25/hour	\$18.91/hour
Plumbing	Not Available	\$20.09/hour
Welding	\$21.00/hour	\$17.88/hour
<b>Culinary Arts</b>		
Culinary Arts	\$14.75/hour	\$18.68/hour

\*Source: Maine Department of Labor Center for Workforce Research and Information  
<https://www.maine.gov/labor/cwri/data/oes/hwid.html>

\*\*\*Data collected from the KVCC graduate tracker survey administered six months post graduation.

# SECTION 7: Student Financial Assistance



*Demonstration  
Kitchen, Alford  
Campus*



**KENNEBEC VALLEY  
COMMUNITY COLLEGE**

YOUR BRIDGE TO A BRIGHTER FUTURE

**Fairfield Campus**  
92 Western Avenue  
Fairfield, Maine 04937

[www.kvcc.me.edu](http://www.kvcc.me.edu)  
**(207) 453-5822**

**Harold Alford Campus**  
677 Skowhegan Road  
Hinckley, Maine 04944

## Student Financial Assistance

### Financial aid for degree-seeking students: Academic year 2021-2022

AWARDS/BENEFITS		Unduplicated Student Count
Pell	Number of Pell students	757
	Total Pell award	\$2,624,550
Other federal	Number of other federal award students	261
	Total other federal award	\$95,790
Work study	Number of work study students	11
	Total work study award	\$22,411
State	Number of state benefit students	770
	Total state award	\$1,092,336
Institutional /tuition waiver	Number of institutional/ tuition waiver students	35
	Total institutional /tuition waiver award	\$50,442
KVCC Foundation	Number KVCC Foundation awards	160
	Total KVCC Foundation award	\$142,757
Private sector	Number of private sector award students	91
	Total private sector award	\$165,998
Maine Community College System	Number of MCCS award students	364
	Total MCCS award	\$343,467
The Foundation for Maine Community Colleges	Number of TFMCC award students	70
	Total TFMCC award	\$58,848
Office of Postsecondary Education Coronavirus (COVID – 19) Emergency Grants for Postsecondary Education organized under the Higher Emergency Relief Fund (HEERF)	Total award	\$2,389,006
<b>Total amount of awards</b>		<b>\$6,985,605</b>
<b>LOANS</b>		
Federal loans inc. PLUS	Number of federal loan students	415
	Total federal loan	\$2,548,831
Private education loans	Number of private education loan students	5
	Total private education loan	\$25,131
<b>Total amount of loans</b>		<b>\$2,573,962</b>
<b>Total amount of awards/loans</b>		<b>\$9,559,567</b>

## Student Financial Assistance

### All credit students: Amount of tuition waivers authorized 2021-2022

Type of waiver	# of students	Total awarded
KVCC employee dependent	8	\$11,474
KVCC employee waiver	2	\$1,344
Native American tuition waiver (State of Maine )	5	\$3,840
Veteran's dependent waiver (US Veterans Affairs)	8	\$19,831
High school dual and concurrent enrollment	1,103	\$707,854
Foster care waiver	4	\$6,816
Bring College to ME	43	\$70,575
Colby/Thomas/Unity cross registration	4	\$2,076
Other	8	\$5,061
<b>Total all authorized waivers 2021-2022</b>	<b>1185</b>	<b>\$828,871</b>

## Student Financial Assistance

### 2021-2022: United States Veterans Affairs benefits

	Number of certified students
Chapter 31	8
Chapter 33	30
Chapter 35	17
Other	5
Total	60
Total amount paid to KVCC	\$89,100

**All credit programs and some non-credit courses are approved by the Maine State Approving Agency for Veterans Education Programs for the use of the various VA educational assistance programs, more commonly known as “GI Bills.”** Qualified military personnel, veterans, and their eligible dependents who are enrolled in approved programs may apply for VA benefits through the KVCC Financial Aid Office.

# Student Financial Assistance

## Summary of VA educational programs

### **Chapter 30, Montgomery GI Bill** <https://explore.va.gov/education-training/montgomery-gi-bill>

The Montgomery GI Bill (MGIB) is available to those who enlist in the U.S. Armed Forces. There are two main programs: [Montgomery GI Bill Active Duty \(MGIB-AD\)](#) For active duty members who enroll and pay \$100 per month for 12 months and are then entitled to receive a monthly education benefit once they have completed a minimum service obligation. [Montgomery GI Bill Selected Reserve \(MGIB-SR\)](#) For Reservists with a six-year obligation in the Selected Reserve who are actively drilling.

### **Chapter 31, VA Vocational Rehabilitation** [https://www.va.gov/opa/publications/benefits\\_book/benefits\\_chap03.asp](https://www.va.gov/opa/publications/benefits_book/benefits_chap03.asp)

Vocational Rehabilitation and Employment (VR&E), sometimes referred to as the Chapter 31 program, provides services to eligible Servicemembers and Veterans with service-connected disabilities to help them prepare for, obtain, and maintain suitable employment or achieve independence in daily living.

### **Chapter 33, Post 9/11 GI Bill** <https://www.va.gov/education/about-gi-bill-benefits/post-9-11/> or [https://www.benefits.va.gov/GIBILL/docs/factsheets/Post-911\\_General\\_info.pdf](https://www.benefits.va.gov/GIBILL/docs/factsheets/Post-911_General_info.pdf)

Veterans are eligible for Ch 33 if they served at least 90 days of aggregate active duty service after Sept. 10, 2001. To be eligible for 100 percent of the benefit, one of the following must be true: • They served 36 total months of active duty. • They were discharged after Sept. 10, 2001 for a service-connected disability after 30 days of continuous active duty service. For eligible veterans who served less than 36 months, benefits are prorated, e.g. 40%,50%,60%,70%,80%, 90%. Please note that Chapter 33 benefits can be transferred to a spouse or child. So, dependents of veterans can receive benefits under either Chapter 33 (if benefits are transferred) or under Chapter 35 (as a dependent of a disabled veteran).

### **Chapter 35, Survivors and Dependents** <https://www.benefits.va.gov/gibill/DEA.asp>

VA's Survivors' and Dependents' Educational Assistance (Chapter 35) program provides education and training opportunities to eligible dependents and survivors of certain Veterans.

### **Maine Veterans Dependents Education Benefits (Tuition Waiver)**

<https://www.maine.gov/veterans/benefits/education/dependents-educational-benefits.html>

Maine provides a 100% waiver of tuition and all mandatory fees for spouses and dependents of veterans as defined in [Title 37B, Chapter 7, Section 505\(2\)](#).

### **Chapter 1606**, [https://www.benefits.va.gov/gibill/docs/pamphlets/ch1606\\_pamphlet.pdf](https://www.benefits.va.gov/gibill/docs/pamphlets/ch1606_pamphlet.pdf)

The Montgomery GI Bill-Selected Reserve (MGIB – SR, or chapter 1606 of title 10, U.S. Code) is an educational assistance program enacted by Congress to attract high quality men and women into the reserve branch of the Armed Forces. This program is for members of the Selected Reserve of the Army, Navy, Air Force, Marine Corps, and Coast Guard, and the Army and Air National Guard.

### **Maine State Tuition Assistance (STA) for Maine National Guard Members**

STA is useable at any public school in Maine (U Maine System, the Community College System, and Maine Maritime Academy). There is no credit limit per year cap, tuition is capped at the school's tuition rate i.e. UMO is currently \$293.00 per credit hour, and the community colleges are \$94.00 per credit hour. STA is processed using the STA application, which is available from the Education Office at Camp Keyes. For more information, contact SSGT Bradley Merrill, [bradley.w.merrill.mil@mail.mil](mailto:bradley.w.merrill.mil@mail.mil)

### **ArmyIgnitED**, <https://www.armyignited.com/>

ArmyIgnitED is the program that assists active duty military and National Guard to access Federal Tuition Assistance (FTA). FTA is good for 16 credits per fiscal year capped at \$250.00 per credit hour. The VA Certifying Official at KVCC has the user ID and password to access ArmyIgnitED. An active-duty student requests tuition assistance after the student uploads program information.

## Student Financial Assistance

### Maine Community College System student loan default rates by Community College\*

		FY2013	FY2014	FY2015	FY2016	FY2017	FY2018	FY2019
<b>Kennebec Valley Community College</b>	Default rate	16.7%	16.8%	15.4%	13.4%	16.4%	9.1%	4.3%
	No. in default	80	84	76	59	80	44	18
	No.in repay	479	498	493	440	485	482	412
		FY2013	FY2014	FY2015	FY2016	FY2017	FY2018	FY2019
<b>Central Maine Community College</b>	Default rate	17.2%	18.0%	18.7%	17.3%	16.9%	11.7%	3.0%
	No. in default	143	154	159	144	117	86	19
	No.in repay	829	852	847	828	692	732	632
		FY2013	FY2014	FY2015	FY2016	FY2017	FY2018	FY2019
<b>Eastern Maine Community College</b>	Default rate	19.0%	18.0%	17.2%	17.2%	14.6%	10.6%	5.0%
	No. in default	132	137	120	122	94	70	28
	No.in repay	693	757	695	708	641	655	555
		FY2013	FY2014	FY2015	FY2016	FY2017	FY2018	FY2019
<b>Northern Maine Community College</b>	Default rate	18.7%	23.5%	22.5%	18.0%	17.6%	9.7%	2.5%
	No. in default	57	60	65	46	38	18	4
	No.in repay	304	255	288	255	215	185	157
		FY2013	FY2014	FY2015	FY2016	FY2017	FY2018	FY2019
<b>Southern Maine Community College</b>	Default rate	15.5%	15.3%	15.9%	12.6%	11.0%	9.2%	2.9%
	No. in default	319	331	308	213	168	128	36
	No.in repay	2050	2152	1929	1681	1515	1390	1207
		FY2013	FY2014	FY2015	FY2016	FY2017	FY2018	FY2019
<b>Washington County Community College</b>	Default rate	30.8%	26.8%	17.6%	25.2%	13.4%	7.3%	11.2%
	No. in default	38	37	18	24	11	5	8
	No.in repay	123	138	102	95	82	68	71
		FY2013	FY2014	FY2015	FY2016	FY2017	FY2018	FY2019
<b>York County Community College</b>	Default rate	13.2%	18.0%	16.3%	14.6%	14.5%	13.5%	1.8%
	No. in default	44	66	62	43	38	33	4
	No.in repay	332	365	380	293	261	244	217

\*<https://www2.ed.gov/offices/OSFAP/defaultmanagement/cdr.html>

\*The U.S. Department of Education paused interest and collection on federal student loans beginning March 13, 2020 due to COVID-19.

## SECTION 8: KVCC Foundation

*“Thank you for the generous scholarship. It has been an honor to be selected as the recipient of this scholarship award and I cannot thank the KVCC Foundation enough!*

*My goal is to become a neonatal nurse. I am currently working as a CNA in a long-term care facility. I plan to graduate from KVCC in 2024 and continue my education to earn a bachelor’s degree.*

*You have greatly reduced the financial burden of beginning my nursing degree. This scholarship allows me to focus on my upcoming schoolwork instead of worrying about books, transportation, and other expenses.*

*Thanks to you, my goals are one step closer to being realized, thank you!*



**Adrianna M. '24  
KVCC Foundation  
Scholarship Recipient**

**KVCC**

**KENNEBEC VALLEY  
COMMUNITY COLLEGE**  
Foundation

[www.kvcc.me.edu/foundation](http://www.kvcc.me.edu/foundation)

[foundation@kvcc.me.edu](mailto:foundation@kvcc.me.edu)

## KVCC Foundation

### Mission

The KVCC Foundation engages supporters to invest in students, faculty and programs to empower individuals and to build stronger communities.

### History

The KVCC Foundation was established in 1991 with the goal of supporting both the College and its students. The Foundation raises funds to support student scholarships, employment, technology, equipment, and student support resources. The KVCC Foundation has awarded over \$2.5 million in student scholarships, opening the doors to education for more than 2,800 KVCC students.

### Why Scholarships?

Students often struggle to fill the gap between financial aid awards and the total cost of college (tuition, books, tools, housing, transportation, childcare, etc.). For many, this task is insurmountable without scholarship support. A scholarship increases a student's ability to access, persist, and complete a college program, often shortening the time from enrollment to degree, particularly for low-income students. Scholarships frequently make the difference in empowering a student to attend college full- or part-time, reduce student loan debt, and decrease the likelihood of a student leaving school due to financial hardship.

## KVCC Foundation

### Fiscal Year 2021-2022 KVCC Foundation Balance

	Balance
Endowed and Long-Term Invested Scholarships	\$4,503,020
Non-Endowed Scholarships	\$168,328
Other Funds	\$367,383
Contributions Receivable	\$495,907
<b>Total Funds (as of June 30, 2022)</b>	<b>\$5,534,638</b>

Although you will find dollar amounts listed on this page, there is no way to quantify or qualify the true value of student support provided by the KVCC Foundation's benefactors.

Thanks to community generosity, more than 160 students were empowered to attend KVCC courses during the **2021-2022** academic year knowing that many generous supporters believed in them. Collectively, these scholarship recipients were awarded **\$148,457** in scholarship resources which significantly reduced the financial burden of college enrollment for these deserving students.

The successes of KVCC students are made possible through the generosity of KVCC Foundation supporters. Gifts are an investment in the lives of our students and our community; the gift of education is the gift of a brighter future.

The KVCC Foundation is a 501(c)3 nonprofit organization. Contributions made to the Foundation are tax deductible to the extent of the law.

**[www.kvcc.me.edu/foundation](http://www.kvcc.me.edu/foundation)**

# KVCC Foundation

## Fiscal year 2021-2022: KVCC Foundation Statement of Activities

	Amount
<b>Revenues</b>	
Contributions	\$433,781
Investment Loss	-\$509,091
Interest Income	\$1,207
Net assets released from restrictions	\$284,884
Events	\$0
<b>Total Revenues</b>	<b>\$719,872</b>
<b>Expenses</b>	
Scholarships	\$148,457
Grants to Academic & Student Programs	\$11,426
Management and General	\$24,492
Fundraising	\$104,119
<b>Total Expenses</b>	<b>\$288,494</b>
<b>Change in Net Assets</b>	<b>\$431,378</b>

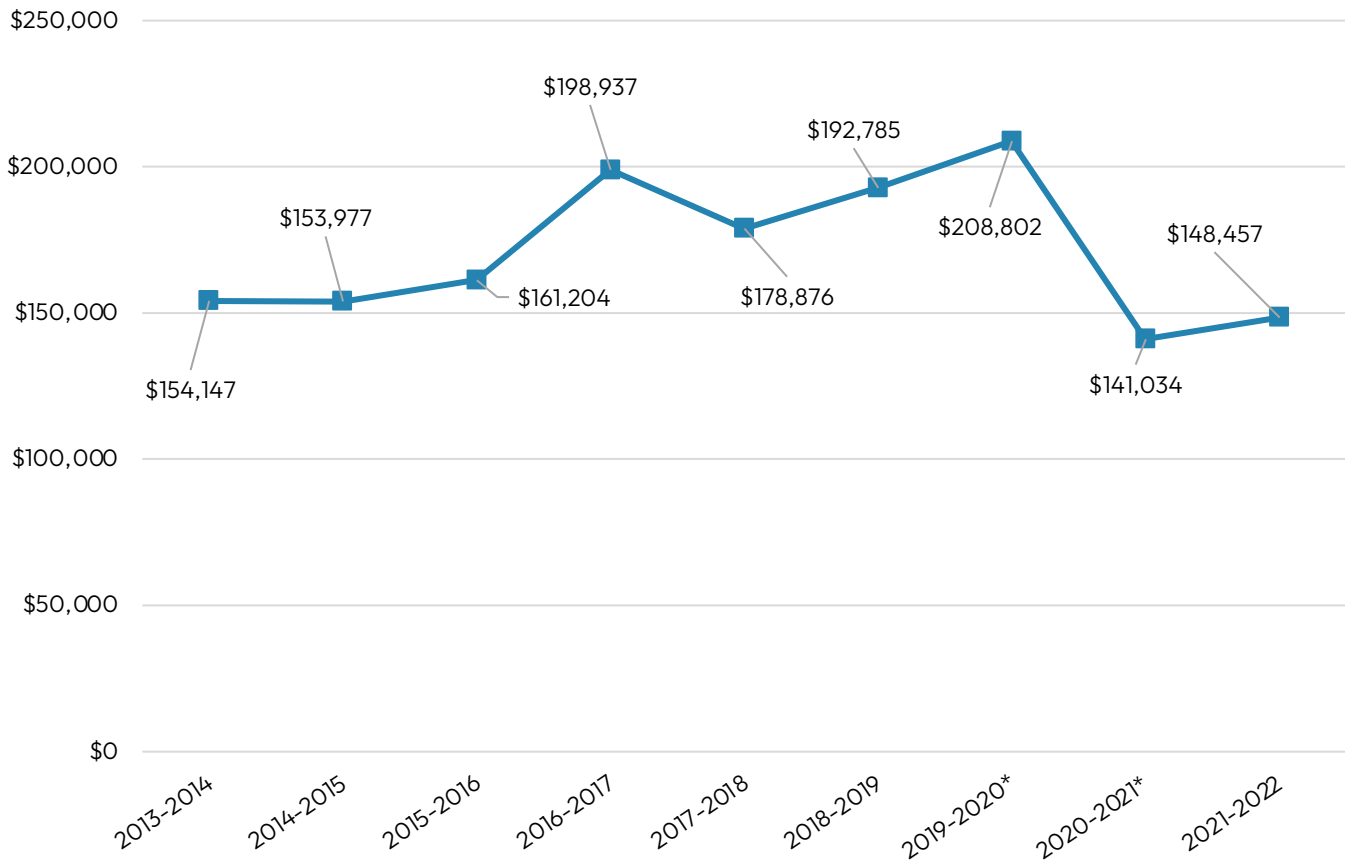
*"I am beyond grateful to be selected as a scholarship recipient. I am enrolled in the KVCC Nursing program. Helping those in need of medical services have always been a dream of mine. I am very passionate about nursing and am excited to have chosen this career path. I currently work with the VA Medical Center and have recently accepted a per diem position at MaineGeneral Health to help with education and living expenses. This scholarship will help reduce the financial burden of completing my Nursing degree and I am forever grateful. Thank you!"*



**Ashley N. '24**  
Scholarship Recipient

# KVCC Foundation

## 2012-2022 KVCC Foundation scholarship distributions by year



**Since 1991, the KVCC Foundation has awarded over  
\$2.5 million in student scholarships  
opening the doors to education for more than  
2,800 students**

\*In 2019-2020, KVCC granted \$246,418 grant dollars to students as part of the Office of Postsecondary Education Coronavirus (COVID - 19) Emergency Grants for Postsecondary Education organized under the higher Emergency Relief Fund (HEERF)

In 2020-2021, KVCC granted \$740,278 grant dollars to students as part of the Office of Postsecondary Education Coronavirus (COVID - 19) Emergency Grants for Postsecondary Education organized under the higher Emergency Relief Fund (HEERF)

# SECTION 9: Institutional Financial Data

*Farm  
Alfond Campus*



**KENNEBEC VALLEY  
COMMUNITY COLLEGE**

YOUR BRIDGE TO A BRIGHTER FUTURE

**Fairfield Campus**  
92 Western Avenue  
Fairfield, Maine 04937

[www.kvcc.me.edu](http://www.kvcc.me.edu)  
**(207) 453-5822**

**Harold Alfond Campus**  
677 Skowhegan Road  
Hinckley, Maine 04944

## Institutional Financial Data

### Fiscal year 2022: Active federal grants

Name	Purpose	Amount	Start	End
TRiO Grant	Student service program to identify and provide services for individuals from disadvantaged backgrounds.	\$1,310,036	09/01/2020	08/31/2025
Carl D. Perkins Career and Technical Education	Academic programming: career and technical E education programs	\$387,193	07/01/2021	06/30/2022
Carl D. Perkins Career and Technical Education	Non-Traditional by gender, childcare & transportation support for students in career and technical education programs.	\$26,486	07/01/2021	06/30/2022
American Rescue Plan Act of 2021 (ARPA)	Academic credit programming: Electrical Certificate Cohort beginning June 2022 thru May 2023.	\$444,336	03/01/2022	05/31/2023
Institutional Resilience and Expanded Postsecondary Opportunity (IREPO)	Federal grant designed to assist institutions of higher education emerge from the pandemic more resilient and expand opportunities for students, supporting students, and developing more agile instructional delivery models for students who cannot or choose not to attend classes in person.	\$2,844,000	08/02/2021	08/01/2023
<b>State fiscal year 2022</b>		<b>\$5,012,051</b>		

## Institutional Financial Data

### Fiscal year 2022: Active State of Maine bond and Maine State grant dollars

Purpose	Amount	Start	End	Type
State of Maine bond	\$2,190,731	01/02/2019	01/02/2024	Trades and Technology
Maine Quality Center Grant Northern Light Health Certified Nursing Assistant	\$88,131	09/01/2021	06/30/2021	Non-Credit Contract
Maine Quality Center Grant Liberty Fire Department Basic EMT	\$29,900	02/01/2021	12/31/2021	Non-Credit Contract
Maine Quality Center Grant Native Gardens Blue Hill Sustainable Landscape & Garden Design	\$31,027	01/01/2021	12/31/2021	Non-Credit Public Offering
Maine Quality Center Grant Motivational Services, Inc MHRT/C	\$37,260	04/01/2021	09/20/2021	Credit Contract
Maine Quality Center Grant Delta Ambulance AEMT	\$27,445	06/01/2021	08/31/2021	Non-Credit Contract
Maine Quality Center Grant Reed & Reed Bridge Welding	\$73,399	05/01/2021	12/31/2021	Non-Credit Contract
Maine Quality Center Grant Basic EMT	\$32,488	10/11/2021	11/19/2021	Non-Credit Public Offering
Mid-State Machine	\$39,011	12/01/2021	06/30/2022	Non-Credit Contract
Building Performance Auditor	\$48,876	01/01/2022	12/31/2022	Non-Credit Public Offering
<b>State fiscal year 2022</b>	<b>\$2,598,268</b>			

## Institutional Financial Data

### Fiscal year 2018–fiscal year 2022: Statement of revenues, Expenditures and changes in net assets (NECHE Standard 7 – Institutional Resources)

	FY2018	FY2019	FY2020	FY2021	FY2022
<b>Operating Revenue:</b>					
Tuition and fees	5,115,862	5,254,756	5,086,374	4,882,025	4,442,826
Residential life	187,550	158,426	117,408	0	0
Less: scholarship allowances	(4,658,210)	(4,901,603)	(4,801,831)	(4,991,748)	(7,292,528)
Net student fees	645,202	511,579	401,951	(109,723)	(2,849,702)
Federal grants – ARRA	0	0	0	0	0
Federal grants and contracts	5,170,685	4,368,929	4,117,629	3,949,589	4,330,254
State and local grants and contracts	737,477	1,039,629	1,156,931	1,127,409	1,614,334
Non-governmental grants and contracts	461,915	263,714	233,698	149,848	415,076
Sales and services of educational dept.	21,908	11,979	12,016	(75)	5,138
Auxiliary enterprises	90,449	75,612	56,804	41,352	34,160
Other operating revenues	120,777	211,762	165,262	164,909	167,784
<b>Total operating revenue</b>	<b>7,284,413</b>	<b>6,483,204</b>	<b>6,144,291</b>	<b>5,323,309</b>	<b>3,717,044</b>
<b>Operating expenses:</b>					
Instruction	5,779,310	5,986,577	5,751,510	5,693,326	6,502,409
Public service	0	6,141	13,568	9,085	4,118
Academic support	2,384,494	2,125,356	2,055,923	1,908,064	2,114,579
Student services	1,700,219	1,702,954	1,757,528	1,742,249	1,665,757
Institutional Support	1,992,168	1,953,382	2,055,691	2,669,289	2,540,303
Operations and maintenance	1,701,295	1,829,126	1,548,206	1,515,235	1,703,984
Student aid	52,860	44,175	66,856	54,997	29,261
Auxiliary enterprise	338,724	358,043	310,752	7,938	1,853
Depreciation and amortization	1,722,392	1,701,015	1,657,610	1,620,151	1,608,974
<b>Total operating expenses</b>	<b>15,671,462</b>	<b>15,706,769</b>	<b>15,217,644</b>	<b>15,220,334</b>	<b>16,171,238</b>
Operating loss	(8,423,049)	(9,223,565)	(9,073,353)	(9,897,025)	(12,454,194)
<b>Non-operating revenues (expenses)</b>					
State appropriations	6,879,179	7,212,189	7,530,738	7,702,446	7,944,506
Higher education emergency relief funds	0	0	72,709	1,578,040	4,126,881
Other state revenue	0	0	0	0	0
Gifts	14,325	2,451	2,877	0	0
Investment income	21,908	13,029	15,352	79,883	(55,638)
Interest expense	(12,227)	0	0	0	0
<b>Net non-operating revenues</b>	<b>6,903,185</b>	<b>7,227,669</b>	<b>7,621,676</b>	<b>9,360,369</b>	<b>12,015,749</b>
Loss before other revenues, expenses, gains, losses	(1,519,864)	(1,995,896)	(1,451,677)	(536,656)	(438,445)
Capital grants	32,500	26,781	0	0	0
Proceeds from state for capital asset acquisition	0	0	1,324,423	625,748	174,674
Other non operating expenses	0	0	0	(1)	0
Asset Impairment Loss	0	0	0	0	0
Gain (loss) on disposals of fixed assets	(46,687)	(22,587)	4,000	0	0
Inter campus transfers	182,415	670,141	583,988	565,585	287,956
Increase in net assets	(1,351,636)	(1,321,561)	460,734	654,676	24,185
<b>NET assets</b>					
<b>Net assets – beginning of year</b>	<b>\$ 31,138,618</b>	<b>\$ 29,786,982</b>	<b>\$ 28,465,421</b>	<b>\$ 28,926,155</b>	<b>\$ 29,580,831</b>
<b>Net assets – end of year</b>	<b>\$ 29,786,982</b>	<b>\$ 28,465,421</b>	<b>\$ 28,926,155</b>	<b>\$ 29,580,831</b>	<b>\$ 29,605,016</b>

KVCC Government Accounting Standard Report

# SECTION 10: Employees



*Community Day,  
Fairfield Campus*



**KENNEBEC VALLEY  
COMMUNITY COLLEGE**

YOUR BRIDGE TO A BRIGHTER FUTURE

**Fairfield Campus**  
92 Western Avenue  
Fairfield, Maine 04937

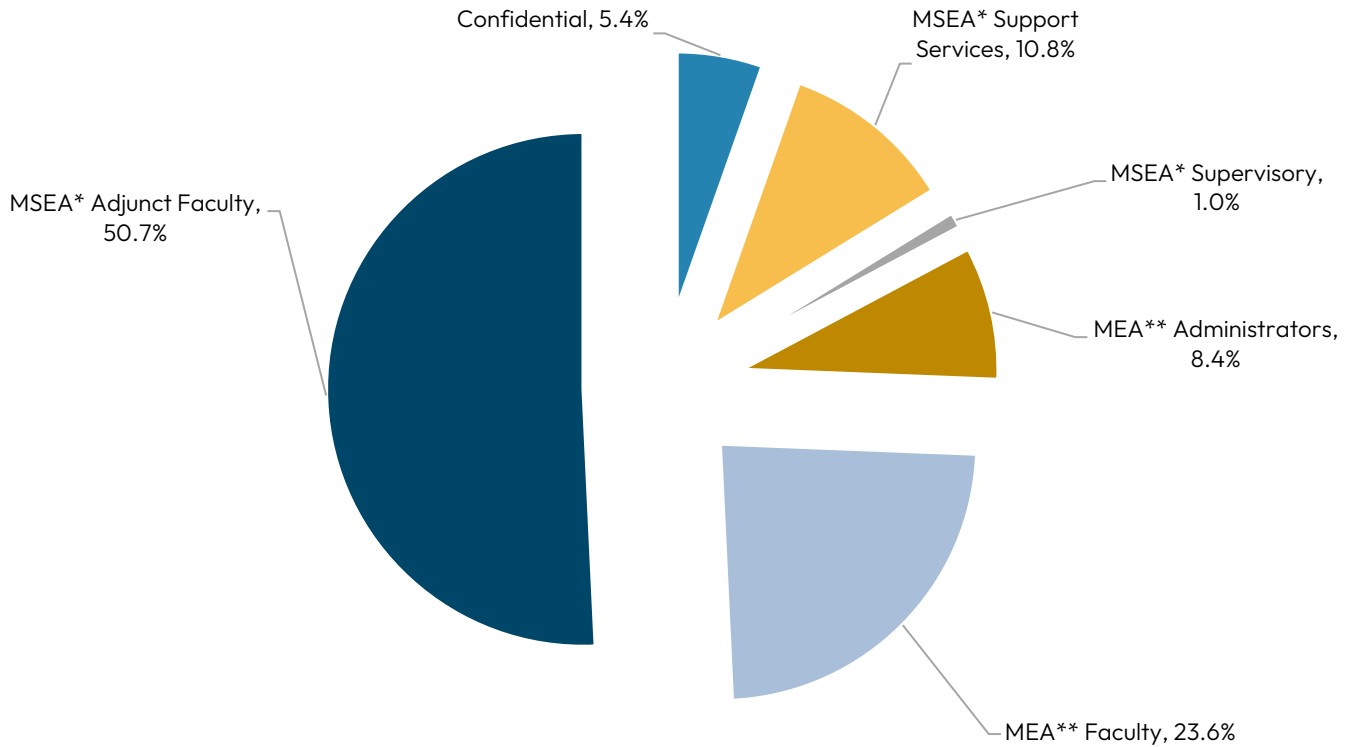
[www.kvcc.me.edu](http://www.kvcc.me.edu)

**(207) 453-5822**

**Harold Alfond Campus**  
677 Skowhegan Road  
Hinckley, Maine 04944

# Employees

## 2021-2022: KVCC employees by bargaining unit

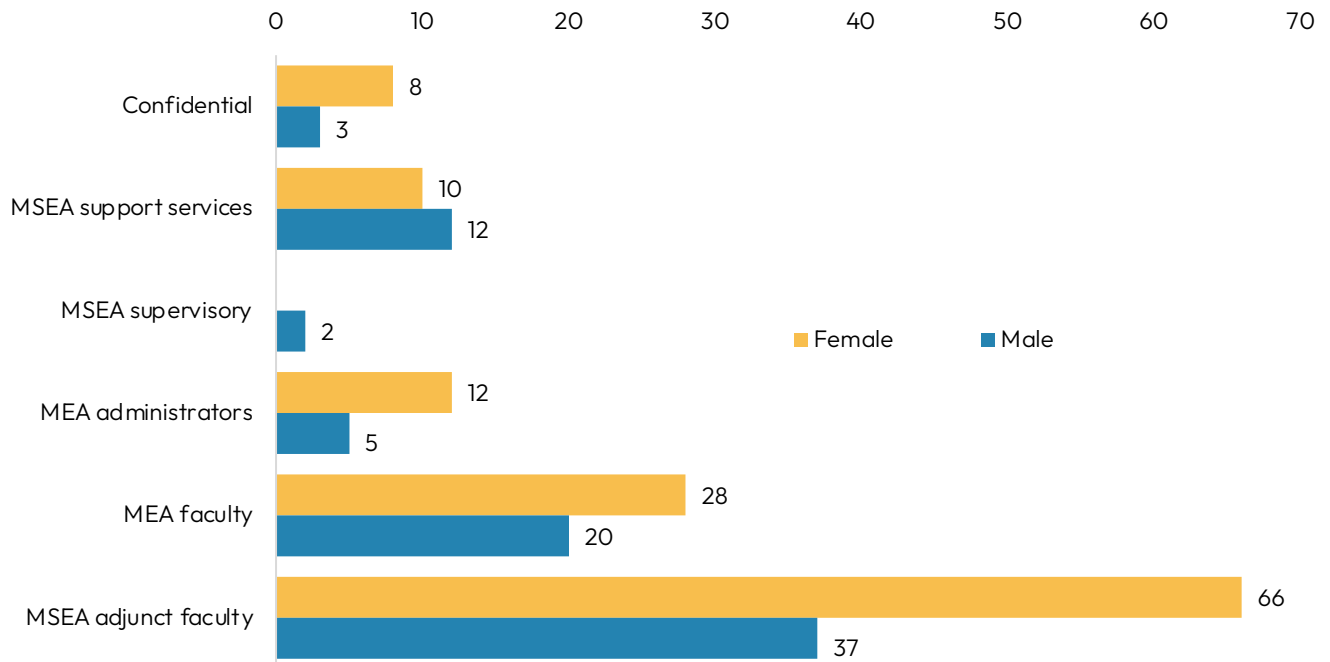


Status	Total
Confidential	11
MSEA* support services	22
MSEA* supervisory	2
MEA** administrators	17
MEA** faculty	48
MSEA* adjunct faculty	103
<b>Total</b>	<b>203</b>

\*Maine State Employees Association  
 \*\* Maine Education Association

# Employees

## Gender of employees



*For purposes of data reporting, KVCC currently uses a binary definition of gender*

## Salaries of full-time faculty\*\*

IPEDS reporting year	Total full-time faculty salary reporting	Weighted average monthly salaries
2014-2015	45	\$6,007
2015-2016	44	\$6,192
2016-2017	44	\$6,375
2017-2018	38	\$6,301
2018-2019	43	\$6,235
2019-2020	42	\$6,304
2020-2021	42	\$6,234
2021-2022	47	\$6,366

*\*\*Based on annual IPEDS human resource data reporting*

# SECTION 11: Workforce Training and Professional Development



**KENNEBEC VALLEY  
COMMUNITY COLLEGE**

YOUR BRIDGE TO A BRIGHTER FUTURE

**Fairfield Campus**  
92 Western Avenue  
Fairfield, Maine 04937

[www.kvcc.me.edu](http://www.kvcc.me.edu)  
**(207) 453-5822**

**Harold Alfond Campus**  
677 Skowhegan Road  
Hinckley, Maine 04944

# Workforce Training & Professional Development

## Mission

The mission of the Workforce Training & Professional Development department at KVCC is to support a productive and competitive workforce in Central Maine by providing high-quality, relevant training opportunities to the local workforce through customized trainings for businesses in the Mid-Maine region and professional development opportunities available to the public.

## Professional Development

The Workforce Training & Professional Development at KVCC offers professional development courses open to the general public in a broad range of topics. Professional development schedules run throughout the year and provide opportunities to earn industry certifications or CEU's. Some professional development courses can be converted to credit and applied to a degree program. Professional development schedules also include personal enrichment classes open to the community.

## Customized Training

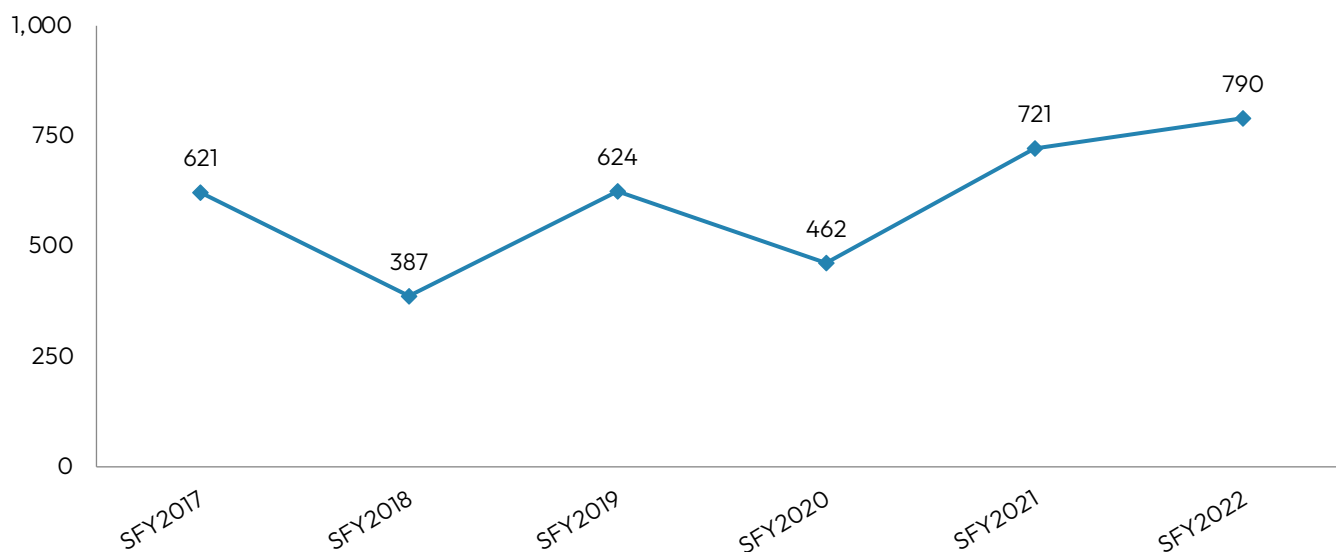
KVCC's Workforce Training & Professional Development works with local businesses to design and deliver customized training programs to address more specific and technical areas exclusive to industry requirements. This supports a skilled workforce within the business, improves employee retention and keeps businesses competitive in their industry. Training is delivered by KVCC industry experts at the College campus or at the company worksite. Both credit and non-credit training opportunities are available.

## Workforce development grants

Workforce Training & Professional Development at KVCC has access to multiple grant funds to support training for individuals or businesses throughout Maine at low or no cost. The Maine Community College System administers funding for the Maine Quality Centers (MQC), Maine Jobs and Recovery Program (MJRP) and the Harold Alfond Foundation (HAF). MQC offers workforce training grants to Maine employers looking to locate or expand their operations in Maine with the intent to train new or current employees. MQC funds can also be used to deliver training to serve an industry demand that is free and open to the public to help build a skilled workforce. From 2022-2024 KVCC can access MJRP funding which allows the college to deliver short term training free and open to the public in healthcare, trades, manufacturing, hospitality, education, green economy or technology industries. Access to HAF funding allows employer sponsored individuals to take training which covers a portion of the students registration cost as well as opens the opportunity for scholarships to credit classes.

## Workforce Training & Professional Development

**Fiscal year 2017-2022: KVCC non-credit public offering and contract training registrations**



**Fiscal year 2017 -2021: KVCC non-credit registrations by quarter for public offering, contract training and grant funded courses**

	SFY2017	SFY2018	SFY2019	SFY2020	SFY2021	SFY2022
July-Sept	115	103	133	67	119	188
Oct - Dec	176	67	74	108	156	113
Jan - Mar	154	117	243	269	318	352
Apr - June	176	100	174	18	128	137
<b>Total</b>	<b>621</b>	<b>387</b>	<b>624</b>	<b>462</b>	<b>721</b>	<b>790</b>

## Workforce Training & Professional Development

### Fiscal year 2017-2022: KVCC non-credit public offering and contract training registrations by program area

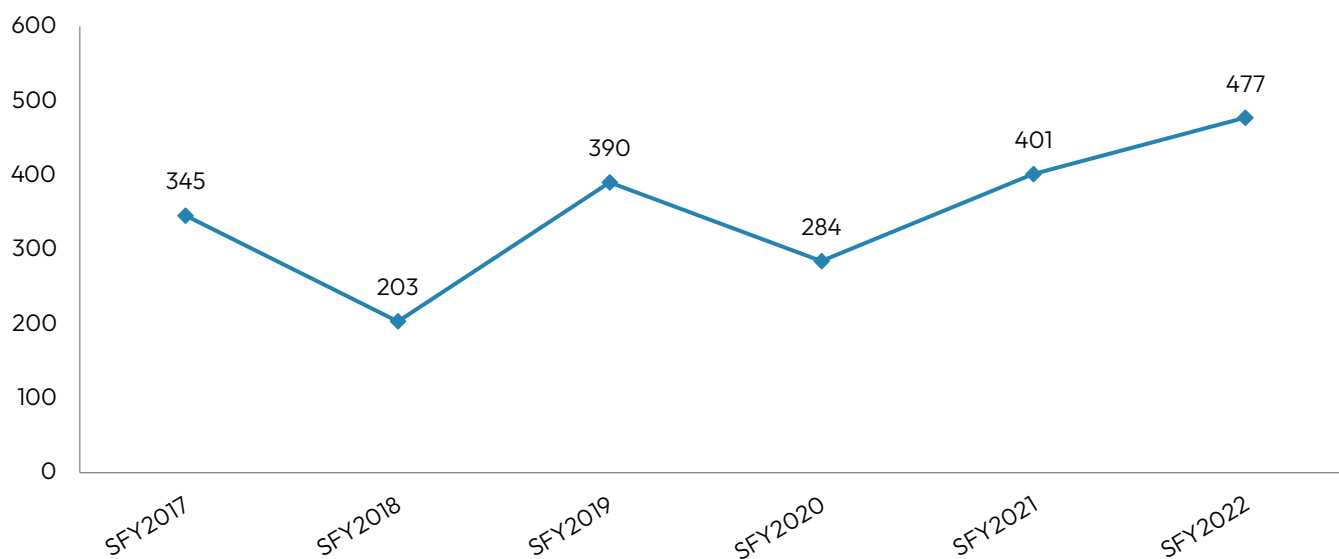
	SFY2017	SFY2018	SFY2019	SFY2020	SFY2021	SFY2022
Business	41	2	25	16	51	24
Computer & computer technology	55	7	37	28	77	61
General education	46	26	41	12	0	25
Healthcare	144	151	216	183	298	369
Math & science	13	0	9	9	15	20
Early Education	0	0	0	19	17	0
Third-party	1	1	3	2	2	0
Trades	310	200	280	193	261	284
Other	11	0	13	0	0	7

### Fiscal year 2017-2022: Percentage of total KVCC non-credit public offering and contract training registrations by program

	SFY2017	SFY2018	SFY2019	SFY2020	SFY2021	SFY2022
Business	6.6%	0.5%	4.0%	3.5%	7.1%	3.0%
Computer & computer technology	8.9%	1.8%	5.9%	6.1%	10.7%	7.7%
General education	7.4%	6.7%	6.6%	2.6%	0.0%	3.2%
Healthcare	23.2%	39.0%	34.6%	39.6%	41.3%	46.7%
Math & science	2.1%	0.0%	1.4%	1.9%	2.1%	2.5%
Early Education	0.0%	0.0%	0.0%	4.1%	2.4%	0.0%
Third-party	0.2%	0.3%	0.5%	0.4%	0.3%	0.0%
Trades	49.9%	51.7%	44.9%	41.8%	36.2%	35.9%
Other	1.8%	0.0%	2.1%	0.0%	0.0%	1.0%

## Workforce Training & Professional Development

### Fiscal year 2017-2022: KVCC non-credit public offering registrations



### Fiscal year 2017-2021: KVCC non-credit public offering registrations by quarter

	SFY2017	SFY2018	SFY2019	SFY2020	SFY2021	SFY2022
July-Sept	52	52	79	62	93	137
Oct - Dec	106	27	55	57	83	60
Jan - Mar	85	81	161	147	128	178
Apr - June	101	43	95	18	97	102
Total	344	203	390	284	401	477

## Workforce Training & Professional Development

### Fiscal year 2017-2022: KVCC non-credit public offering registrations by program area

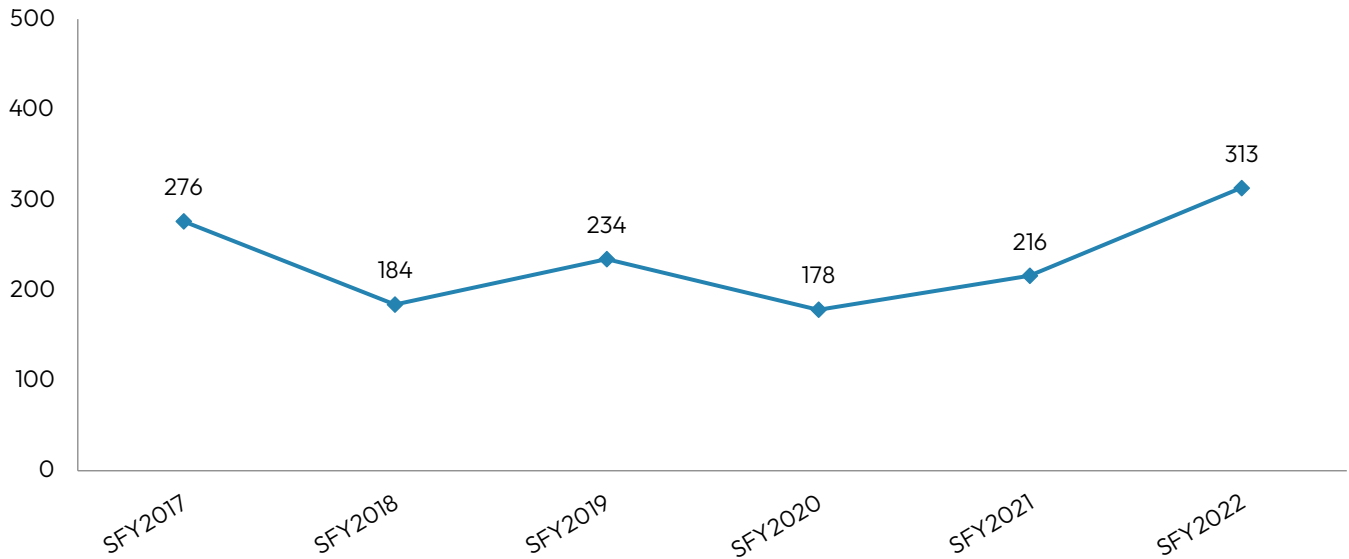
	SFY2017	SFY2018	SFY2019	SFY2020	SFY2021	SFY2022
Business	2	2	2	3	18	0
Computer & computer technology	55	7	18	18	23	39
General education	0	0	27	0	0	0
Healthcare	125	111	150	103	193	226
Math & science	13	0	0	0	0	20
Early Education	0	0	0	19	0	0
Third-party	1	1	3	2	2	0
Trades	138	82	177	139	165	185
Other	11	0	13	0	0	7

### Fiscal year 2017-2022: KVCC percentage non-credit public offering registrations by program area

	SFY2017	SFY2018	SFY2019	SFY2020	SFY2021	SFY2022
Business	0.6%	1.0%	0.5%	1.1%	4.5%	0%
Computer & computer technology	15.9%	3.4%	4.6%	6.3%	5.7%	8.2%
General education	0.0%	0.0%	6.9%	0.0%	0.0%	0.0%
Healthcare	36.2%	54.7%	38.5%	36.3%	48.1%	47.4%
Math & science	3.8%	0.0%	0.0%	0.0%	0.0%	4.2%
Early Education	0.0%	0.0%	0.0%	6.7%	0.0%	0.0%
Third-party	0.3%	0.5%	0.8%	0.7%	0.5%	0.0%
Trades	40.0%	40.4%	45.4%	48.9%	41.1%	38.8%
Other	3.2%	0.0%	3.3%	0.0%	0.0%	1.4%

## Workforce Training & Professional Development

### Fiscal year 2017-2022: KVCC non-credit contract training registrations



### Fiscal year 2017-2022: KVCC non-credit contract training registrations by quarter

	SFY2017	SFY2018	SFY2019	SFY2020	SFY2021	SFY2022
July-Sept	63	51	54	5	9	51
Oct - Dec	70	40	19	51	33	53
Jan - Mar	69	36	82	122	159	174
Apr - June	74	57	79	0	15	35
<b>Total</b>	<b>276</b>	<b>184</b>	<b>234</b>	<b>178</b>	<b>216</b>	<b>313</b>

## Workforce Training & Professional Development

### Fiscal year 2017-2022: KVCC non-credit contract training registrations by program area

	SFY2017	SFY2018	SFY2019	SFY2020	SFY2021	SFY2022
Business	39	0	23	13	0	24
Computer & computer technology	0	0	19	10	54	22
General education	46	26	14	12	0	25
Healthcare	19	40	66	80	75	143
Math & science	0	0	9	9	0	0
Early Education	0	0	0	0	0	0
Third-party	0	0	0	0	0	0
Trades	172	118	103	54	87	99
Other	0	0	0	0	0	0

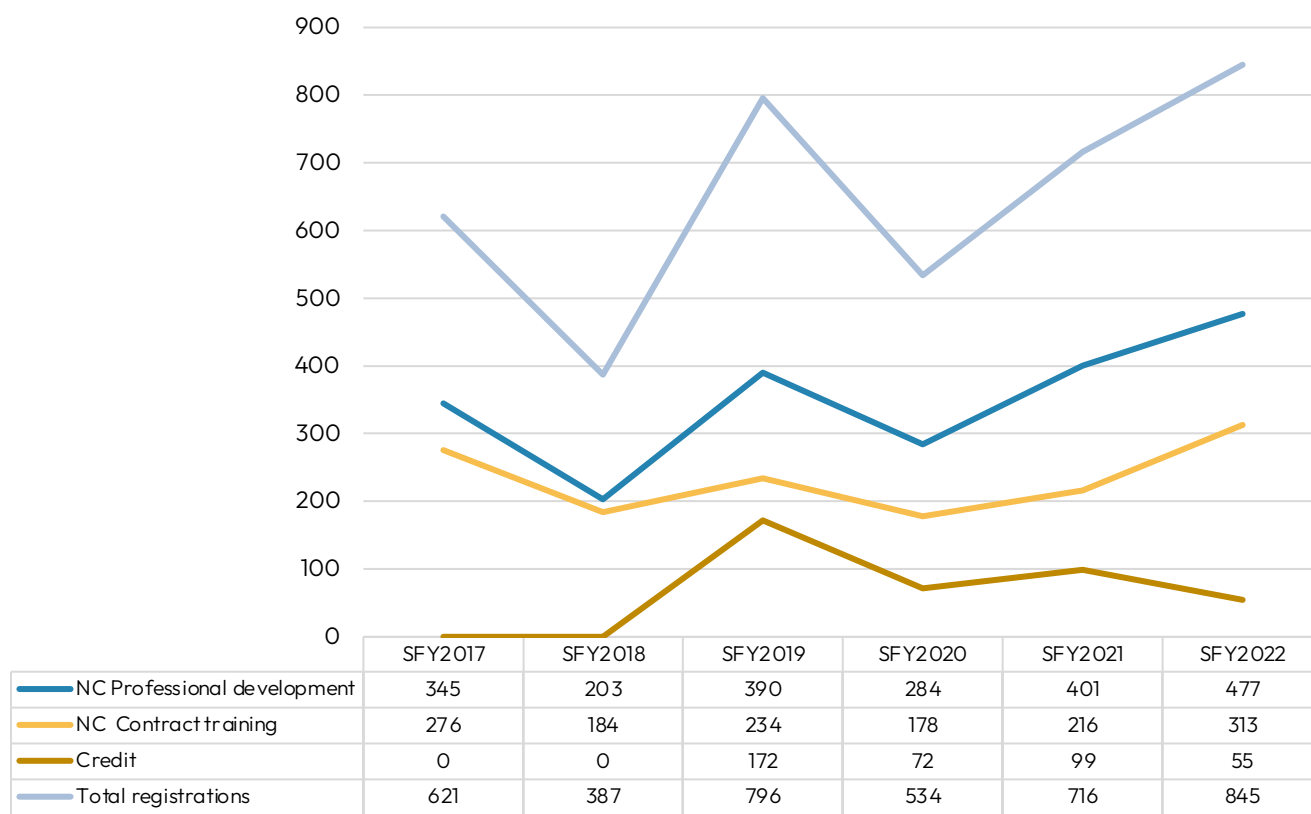
### Fiscal year 2017-2022: Percentage of KVCC non-credit contract training registrations by program area

	SFY2017	SFY2018	SFY2019	SFY2020	SFY2021	SFY2022
Business	14.1%	0.0%	9.8%	7.3%	0.0%	7.7%
Computer & computer technology	0.0%	0.0%	8.1%	5.6%	25.0%	7.0%
General education	16.7%	14.1%	6.0%	6.7%	0.0%	8.0%
Healthcare	6.9%	21.7%	28.2%	44.9%	34.7%	45.7%
Math & science	0.0%	0.0%	3.8%	5.1%	0.0%	0.0%
Early Education	0.0%	0.0%	0.0%	0.0%	0.0%	0.0%
Third-party	0.0%	0.0%	0.0%	0.0%	0.0%	0.0%
Trades	62.3%	64.1%	44.0%	30.3%	40.3%	31.6%
Other	0.0%	0.0%	0.0%	0.0%	0.0%	0.0%

## Workforce Training & Professional Development

### Fiscal year 2017-2022: Total registrations of KVCC workforce training by course type

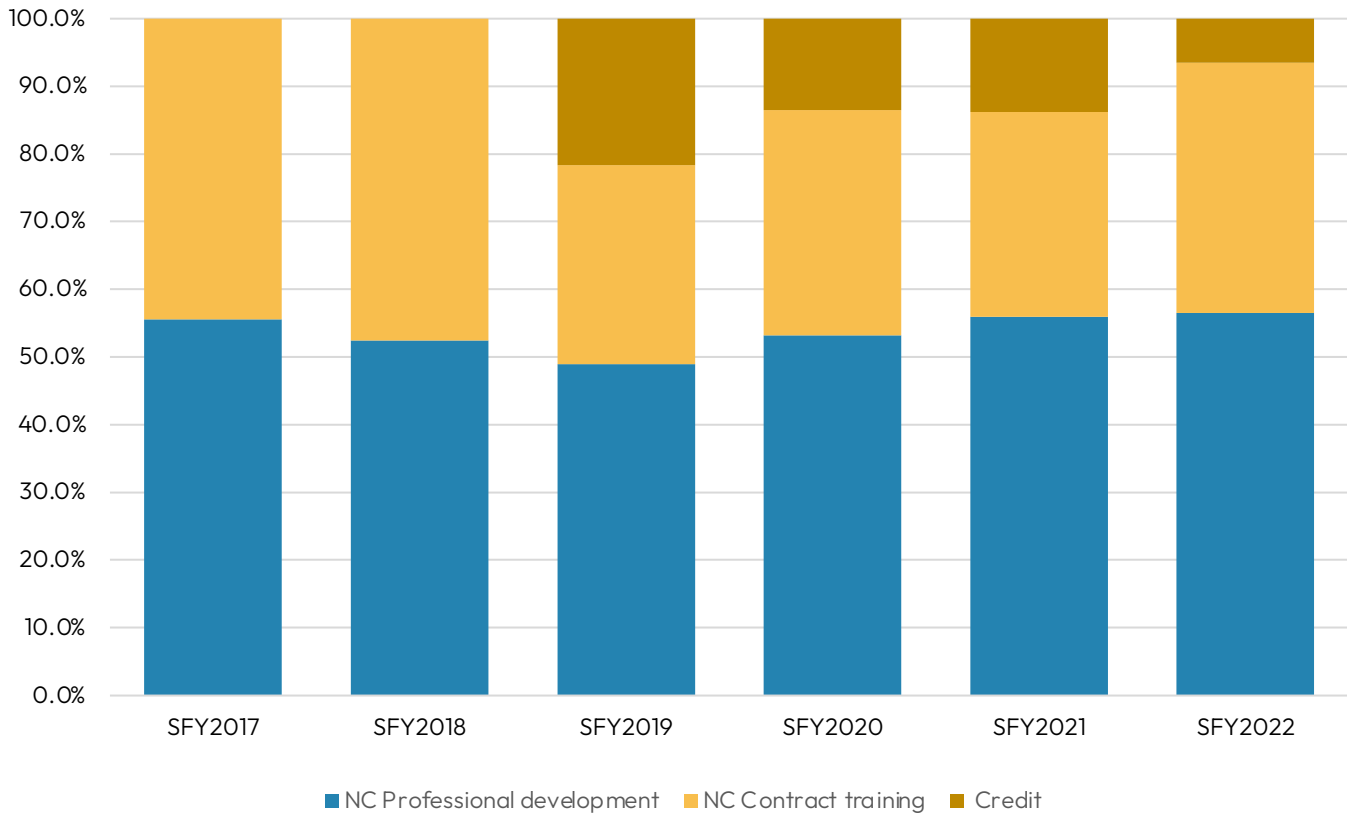
	SFY2017	SFY2018	SFY2019	SFY2020	SFY2021	SFY2022
Non- Credit Public offering	345	203	390	284	401	477
Non-Credit Contract training	276	184	234	178	216	313
Total non-credit	621	387	624	462	617	790
Credit	NA	NA	172	72	99	55
Total registrations	621	387	796	534	716	845



## Workforce Training & Professional Development

### Fiscal year 2017-2022: Percent of KVCC workforce training & professional development registrations by course type

	SFY2017	SFY2018	SFY2019	SFY2020	SFY2021	SFY2022
Non-credit Public offering	55.6%	52.5%	49.0%	53.2%	56.0%	56.4%
Non-credit Contract training	44.4%	47.5%	29.4%	33.3%	30.2%	37.0%
Credit	NA	NA	21.6%	13.5%	13.8%	6.5%
Total registrations	621	387	796	534	716	845



# Workforce Training & Professional Development

## Employers to which KVCC has provided contract training

### Adult ed

- Augusta Adult Ed
- Belfast Adult Ed
- Fairfield Adult Ed
- Gardiner Adult Ed
- Rockland/MCSTA Adult Ed
- Skowhegan Adult Ed
- Turner Adult Education
- Thorndike Adult Ed

### High schools, technical centers and colleges

- Capital Area Technical Center
- Carrabec High School
- Colby College
- Cony High School
- Erskine Academy
- Foster Technical Center
- Gardiner Area High School
- Gray-New Gloucester High School
- Kennebec Learning Center
- Lakes Region Community College
- Lawrence High School
- Madison Area High School
- Maranacook Community High School
- Messalonskee High School
- Mid Coast School of Technology
- Mid Maine Technical Center
- RSU #18
- Searsport District High School
- Somerset Career & Technical Center
- Skowhegan Area High School
- Valley High School
- Waldo County Technical Center
- Waterville High School
- Winslow High School

### Municipalities

- Skowhegan Fire Dept.
- Appleton Fire Dept.
- Palermo Fire Dept.
- Town of Vinalhaven
- Town of North Haven
- Liberty Fire Department
- Unity Ambulance
- RSU 18
- Maranacook Adult Education
- Bridgeport, CT
- City of Bangor
- Manchester, CT
- Town of Albion
- Oakland Fire Dept.

### Federal/state government

- Maine Army National Guard
- Maine Legislature
- Maine State Plan Office
- Department of Transportation
- Department of Administrative and Financial Services
- Office of Information Technology

### Business & Industry

- Backyard Farms
- Build Green Maine
- Bureau of Highway Safety
- CedarWorks Playsets
- Central Maine Power
- Cianbro Corp
- Colby College
- Delta Ambulance
- Dragon Products
- Eastern Maine Med. Center
- Efficiency Maine
- Elanco Animal Health
- Evergreen Home Performance
- GE Power
- Huhtamaki
- J & R Metal Frames
- Kennebec County EMA
- Life Flight of Maine
- Maine Dept of Transportation
- Maine General Medical Center
- Mid-Maine Regional Adult & Community Education
- Mid State Machine
- Motivational Services
- Native Gardens of Blue Hill
- Northern Light Health
- NorthStar Ambulance
- Orion Cordage
- Parisifal Corp.
- Reed & Reed, Inc.
- SAPPI
- Sheridan Corporation
- Shyft Group
- Spectrum Generations

## SECTION 12: Civic Engagement



**KENNEBEC VALLEY  
COMMUNITY COLLEGE**

YOUR BRIDGE TO A BRIGHTER FUTURE

**Fairfield Campus**  
92 Western Avenue  
Fairfield, Maine 04937

[www.kvcc.me.edu](http://www.kvcc.me.edu)  
**(207) 453-5822**

**Harold Alfond Campus**  
677 Skowhegan Road  
Hinckley, Maine 04944

# Election Engagement

Our membership with the Maine Campus Compact greatly served our campus well in providing nonpartisan election engagement, including a **\$8500 grant** to help institutionalize that engagement.

The support from Maine Campus Compact, Maine Students Vote, and Ask Every Student (and their networks of resources/support) assisted KVCC Student Life in offering many co-curricular events and additional post-election resources for handling civil unrest/transfer of power.

Given the Covid-19 pandemic conditions, much of the KVCC campus community experienced virtual engagement. Every eligible KVCC student received a voter-registration mailing which included a pre-stamped, pre-addressed envelope to their own town clerk's office to facilitate voter registration with clear directions for absentee voting.

The grant honored 5 faculty members with additional stipends to include non-partisan election engagement in their classrooms during Voter Education week.

## KVCC Community Engagement

### Community

KVCC seeks to engage our community in a number of ways. We define our community in two ways. One is the community of KVCC, comprised of our Faculty, Staff, and Students. The other is represented by our active engagement with the communities in which people reside.

### Student Development

KVCC supports student clubs, activities, cultural enrichment, family events, fund raisers, and other activities that support the passions of our KVCC community members. A specific outcome of these activities includes the development of student leadership skills.

### Academic Service-Learning

Faculty and Students are encouraged to incorporate community-based projects into academic courses and programs. Service-Learning provides students with an opportunity to engage in public scholarship in which the learning process contributes to positive change in the community. KVCC sustains a relationship with a great many community partner organizations.



## Center for Civic Engagement

### Mission and Purpose

#### Mission

The Mission of the KVCC Center for Civic Engagement is to educate, inform, and motivate students, faculty, and community partners regarding the personal, education, and social benefits of service-learning and civic engagement.

#### Purpose

The purpose of the KVCC Center for Civic Engagement is to provide a formalized structure to support the civic mission of the college. The center engages the local and wider communities in support of justice and equity in our society.

**To learn more about the KVCC Center for Civic Engagement**

**<https://www.kvcc.me.edu/cce>**

### Service-Learning at KVCC

The following academic programs have embraced the inclusion of service-learning into their programs.

Business Administration | Liberal Studies | Mental Health  
Nursing | Occupational Therapy | Physical Therapy  
Psychology | Social Sciences

## Value-Added Impact of Service-Learning on Community

Academic year	Fall term	Spring term	Summer term	Total hours	Value*
2005-2006	1818	2231	670	4719	\$14.68
2006-2007	1523	1481	604	3608	\$15.16
2007-2008	0	625	0	625	\$15.89
2008-2009	1946	3612	864	6422	\$16.53
2009-2010	3255	1376	242	4873	\$16.84
2010-2011	1494	0	445	1939	\$17.03
2011-2012	1049	2713	756	4518	\$20.11
2012-2013	1244	1688	147	3079	\$20.10
2013-2014	590	1031	134	1755	\$20.54
2014-2015	662	831	96	1589	\$21.31
2015-2016	772	1073	518	2363	\$21.61
2016-2017	895	1379	0	2274	\$22.53
2017-2018	71	1378	184	1562	\$23.12
2018-2019	1113	1757	199	3069	\$23.12
2019-2020	711.5	328	65.5	1105	\$24.21
2020-2021	525	769	336	1630	\$25.56
2021-2022	442.5	963.5	239	1645	\$26.77

*The total number of hours and value includes data from years previous to 2004*

*\*Value of volunteer hours by Independent Sector*  
<https://independentsector.org/>

Data is collected and maintained by the Center of Civic Engagement. Contact the Center of Civic Engagement to learn more about the methodology used to calculate the value of volunteer hours.

# Center for Civic Engagement

## Community Partners

Most of the opportunities for service that our students engage in happen with our wonderful Community Partners. This year we had students working among 55 different organizations.

1. 12 Days of Augusta Holiday Event
2. Appleton Volunteer Fire Department
3. Art with Impact
4. Augusta Recovery Re-entry Center
5. Belfast Soup Kitchen
6. China Dayz
7. Clean Water Action
8. Community Volunteers
9. Crisis and Counseling
10. East Pittston United Methodist Church
11. Ebenezer Farm Fitness
12. Educare
13. First Congregational Church
14. Focus Karate Academy
15. Fresh Starts
16. Half Pints Daycare
17. Hippotherapy
18. Human Society of Waterville
19. James H. Bean School
20. Kennebec Behavioral Health
21. Kennebec Valley Community College
22. Kennebec Valley Humane Society
23. Knights of Columbus
24. KVCC Food Bank
25. Madison Area Memorial High School
26. Maine Adaptive Sports and Recreation
27. Maine Behavioral Health Organization
28. Maine General
29. Maine Historical Society – Mercer
30. Maine Needs
31. MCHPP
34. Mid Maine Homeless Shelter
35. Mid-coast Habitat for Humanity
32. Morningstar Midwifery
33. Mt. Blue Area Youth Football
34. New Hope Church
35. People who Care Food Cupboard
36. Red Cross
37. RSC
38. Sexual Assault Crisis & Support Center
39. Sheepscot Bay Physical Therapy
40. Skowhegan Federated Church
41. South Portland High School Riot Rack
42. Special Olympics
43. Starfish Village Ministry
44. Sunday River Nursing Home
45. Tech Spots
46. Thrift Chic Boutique and Consignments
47. Travis Mills Foundation
48. Washington Academy Youth Basketball
49. Waterville Senior High School
50. Waterville Soup Kitchen
51. Widows and Orphans Food Cupboard
52. Winslow Community Cupboard
53. Winthrop High School Youth Basketball
54. Women’s Club
55. YMCA

## Student Reflections on Service-Learning at KVCC

*We got to make a difference in people's lives, even if it was small or big.*

*The cool stuff I have seen on the fire department, the learning curves to how certain things work in certain situations. Jaws of Life is very interesting and very high tech and handy to have.*

*Prior to the service, the organization had a quite unorganized donations system, making it difficult to locate proper donated items for community members. Now, everything is organized, physically and in an online system, making it very easy for people to obtain items they need!*

*I enjoyed the faces of the people when we surprised them with the baskets.*

*The older folks attending church told me lots of stories from their past that were very interesting.*

*Four gentlemen came in, three were part of a social group seeking to help a veteran. I worked hard to help them all.*

*When we walk dogs, we have to yell "DOG!" before entering or leaving an area. One day I was walking this basset hound and before I could yell "DOG!" she would howl and howl again then be quite and when we would reach a new area howl again. I looked at Allie, the one in charge and said "do I even need to announce us or can I just leave it to her. Allie laughed and said "no not really, she'll announce you guys"*

*I think the most exciting this about the project was the idea of doing it and talking to my fellow coaches and friends that work at AllPro.*

*I feel that the most interesting part about the project that I engaged in was the fact that I already had some insight on the subjects assigned and so, I was able to contribute in that aspect.*

*We at KVCC are very thankful for the food pantry!! I enjoyed being part of the distribution. It was slow but I enjoyed meeting other students and Landi told me about services trio offers.*

*I was able to encourage a girl with blindness to climb a wall and after she shared that she felt like she had more confidence afterward.*

*Something exciting about my project would be just the different relationships with patients. Also, the research I have done about music therapy and how it could be applied.*

*I can tell you that I felt amazing and POWERFUL speaking to these students about my story. It was a small class of only 6 students, myself, the other speaker that I went with and the Professor. We got there early so we were able to get settled before the class arrived which was less nerving. I ended up speaking from 1:45-3:00 pm. I told my whole story from childhood till now. I felt so empowering being able to talk about my struggle with this small group of folks. They made me feel so welcome and comfortable. They asked tons of questions about my experiences and how I wanted to be treated as an addict when I went to see a clinician. I just felt like a million dollars when I left!!!*

*I was able to give back to my community while becoming more educated about the diverse homeless population.*

*I was able to help a family through a difficult and vulnerable time.*

*I was given the opportunity to lead a project and speak publicly regarding the project first Play with RSC*

### Student Reflections on Service-Learning at KVCC

*I raised \$1200 in just 10 days to help those in need!! I've been asked by the ministry coordinators to assist them with future fundraisers which I have agreed to participate in.*

*I learned how much I adore working with the public, especially with the community's older citizens, and I hope to continue doing so throughout my career.*

*I learned how to manage my time better, worked on my money management skills associated with owning a business, and finally built an amazing friendship with the owner*

*"That what doesn't kill you can in fact make you stronger". Travis Mills Foundation helps veterans with PTSD learn how to overcome their fears and mental health challenges and put their life back together. They call this Post Traumatic Growth.*

*I got to host parties for them which they highly enjoyed. Some of the kids don't come from the best homes so my parties help them have something to look forward to during the holidays or their birthday. Seeing how happy these small things make them is really inspiring.*

*We did scrimmages during the end of one of our two-hour sessions. The game was tied 0-0 and one of the 3rd graders hit a game winning buzzer-beater. It was awesome to see the amount of excitement that the kid and his peers went through.*

*Helping the children was the most exciting. Learning about the child I was paired up with was great and I learned a lot about them.*

*I learned about resources available to help those unemployed locally!*

*During this project, I was able to connect with former teachers, mentors, friends, and other members of the community. I was able to direct local high schoolers in how to best assist with the event.*

*Helped write little introduction about each dog to help them get adopted.*

*Our group of KVCC participants were the largest college presence at the race. We worked together to create a graphic T-Shirt with sexual assault information and the hotline number on it with a saying about how we all are fighting this cause and we stand behind the survivors.*

*I collected gently used and previously loved children's books, printed QR code links to online read aloud stories, and printed a list of websites of electronic libraries. These resources were given in to local food pantries so that families can get a new to them book or online resource when accessing the food bank for their other needs.*

*We are doing a 5k walk and are supporting sexual assault awareness due to the lack of awareness in our surrounding cities*

*KVCC was the largest group involved in the One in 5K*

*Participating in the group discussions and designing the t-shirts was a great experience. I hope to participate in this walk yearly if I can.*

*My project helped me act selflessly in difficult times of stress. I ultimately picked up more hours than my service-learning assignment required since staffing at one of Knights of Columbus breakfasts was too sparse to host their event. And although I felt uncomfortable accepting the additional volunteering hours in light of my college course load, the experience taught me to adapt and better organize my time to assist others.*

### Student Reflections on Service-Learning at KVCC

*The best part of my project was getting to get to know people who I would not usually associate with. I became very close with many of the students I tutored.*

*I was able to connect with students from a foreign country. I used Google Translate to communicate with students from Portugal and help them find what they need.*

*We learned how to assist clients in obtaining hippotherapy*

*It involved horses!*

*It made me feel connected to community.*

*It was a great way to contribute to food security and healthy eating.*

*It was great to learn about and experience different ways in which physical exercise and therapy can be applied to those with disabilities, especially since this is information I will use in my career.*

*It was great to give back to a school and community that has given me the opportunity to be successful.*

*We had a lot of fun completing the project and helping a clinical site that helped us out prior.*

*I was able to help promote engagement in a meaningful way with everyone.*

*I was able to see the joy upon the residence's faces when we went around with the ice cream truck to offer sundaes as an event.*

*Educare, where I work, will be teaming up with Half-Pints to offer Personal Development training to the teachers at Half-Pints on Conscious Discipline and, perhaps, other opportunities.*

*It was exciting to meet families and children that I've never met before. It was also cool to run the cashier station and feel in charge.*

*I was able to volunteer within my school by tutoring my peers. This was a great experience for me; I got to know a lot of new people in my school. Through this project, I was able to have my eyes opened to how hard both teachers and Ed. techs work within a high school. I gained a newfound respect for all educational staff members.*

*Knowing that I contributed to the work of the non-profit Habitat for Humanity!*

*While working at the camp I got to meet and hopefully impact youth in my local area who love baseball just as much as I do!*

*We raised enough money from the fundraisers to hold the camp this summer.*

*The best part of my project was meeting and getting to know other volunteers at the pantry. Most of the people I see every week and we have gotten to know each other and enjoy working together to help other people!*

*This project had taught me many valuable skills that I have carried on afterwards such as for my job, and I have also been able to make a difference in someone's life*

### Student Reflections on Service-Learning at KVCC

*The best part about my project was being able to make kids smile and watch kids have a fun time getting their faces painted, playing kickball eating cotton candy and playing in bounce houses. Also being able to join in on all the kids' fun.*

*Through our efforts, we gained network support from 18 organizations & businesses, raised a total of \$395.45, and were able to acquire three large trash bags of clothing donations for the ARRC!*

*We received two \$100 donations on Pay Pal last weekend and our bottle tally is tbd!!!*

*I actually felt like I was a part of their organization via creating the presentation and seeing the several hundred dollars that we raised!*

*We raised (what we know of) 395.45 dollars from donations and bottles*

*I have learned so much about how to teach children and have gained greater social knowledge by doing this project!*

*I learned that not every homeless person is uncomfortable with being homeless.*

*Not only did I connect with some of our local people who are suffering with homelessness, I connected with the volunteers at the Cupboard. Everyone that comes here is so full of love! The people receiving food and other items are so grateful, the atmosphere at the Cupboard in Madison is like no other. I cannot help but want to go back there! Something exciting about what I got to do was making new friends with a bunch of tiny humans and teaching them about the Bible.*

*It was great, my partner and I got our children involved and others in our local community. It was great to see the kids excited to receive donations and to see the community come together for a great cause.*

*I have connected with other like-minded people whom I now call friends. I have gained a sense of purpose.*

*We were able to almost meet our goal to help support individuals in our community attend and participate in the Special Olympics.*

*This project is amazing, the people I met were a true learning experience.*

## Maine Campus Compact

**MCC** – KVCC is a founding and active member of the Maine Campus Compact. MCC is a coalition of 17 member campuses whose purpose is to catalyze and lead a movement to reinvigorate the public purposes and civic mission of higher education.

**Programs** - MCC offers a number of programs for member campuses, many of which were actively part of the CCE and Student Development efforts at KVCC.

- AmeriCorps VISTA
- Campus Election Engagement Project (CEEP)
- Campuses for Environmental Stewardship (CEP)
- Conserve Maine Energy
- FUSION Course – Enhancing Online Learning vis Community Learning
- Maine Energy AmeriCorps Program

**MCC Steering Committee Task Force** – KVCC CCE Director, Mark Kavanaugh, continues to serve on this task force.

- Identifying the changing nature of campuses as they pivoted to online course delivery.
- Identifying the fact that it is common for staff associated with campus engagement processes are often changed and even absent from some member campuses.
- Resources available through MCC, such as AmeriCorps VISTA and grant opportunities are under-utilized by some campuses.





# NECHE

New England Commission  
of Higher Education

Kennebec Valley Community College is accredited by the New England Commission of Higher Education (formerly the Commission on Institutions of Higher Education of the New England Association of Schools and Colleges, Inc.)

Inquiries regarding the accreditation status by the Commission should be directed to the administrative staff of the institution. Individuals may contact:

**New England Commission of Higher Education**  
**301 Edgewater Place, Suite 210, Wakefield, MA 01880**  
**(781) 425-7785 | E-Mail: [info@neche.org](mailto:info@neche.org)**

Kennebec Valley Community College is an equal opportunity/affirmative action institution and employer. For more information please call (207) 453-5019.



*Lunder Library  
Fairfield Campus*

## Index of Charts and Graphs

<b>Academic Program:</b> Academic programs offered in 2021-2022 .....	13	<b>Direct-from-High School Students:</b> Fall 2021 Degree-seeking students: Direct-from-high school students to KVCC from local high schools .....	21
<b>Academic Program:</b> KVCC Program Data .....	61	<b>Disability:</b> Fall 2012-2021 Percent of degree-seeking students with documented disability* .....	38
<b>Academic Program:</b> Program completions .....	74	<b>Disability:</b> Fall 2012-Fall 2021 Type of disabilities for degree-seeking students .....	38
<b>Age:</b> Fall 2014 compared to Fall 2021 KVCC degree-seeking students are trending younger .....	23	<b>Employment Outcomes:</b> Academic year 2019-academic year 2021 Graduate employment data .....	75
<b>Age:</b> Fall 2016-Fall 2021 Median student age .....	31	<b>Employment Outcomes:</b> Median annual wages for KVCC graduates in high-wage, in-demand (HWID) occupations compare to Maine Department of Labor entry wage data .....	76
<b>Age:</b> Fall 2017-Fall 2021 Average student age .....	31	<b>Enrollment:</b> Fall 2021: Enrollment by department degree-seeking students .....	16
<b>Age:</b> Fall 2021 Age ranges: degree-seeking students.....	17	<b>Enrollment Status:</b> Fall 2013-Fall 2021: Status of degree-seeking students .....	33
<b>Age:</b> Fall 2021 Average and median ages: degree-seeking students .....	17	<b>Enrollment Status:</b> Fall 2021 Enrollment status non-degree-seeking undeclared and high school students.....	16
<b>Community College Survey of Student Engagement:</b> Student Effort .....	46	<b>Enrollment Status:</b> Fall 2021 Enrollment status degree-seeking students .....	16
<b>Community College Survey of Student Engagement:</b> Academic Challenge .....	48	<b>Enrollment:</b> Fall 2014-Fall 2021 Degree-seeking enrollment by classification and status .....	29
<b>Community College Survey of Student Engagement:</b> Academic Challenge: 2016 - 2022 CCSSE Benchmark Comparisons .....	48	<b>Enrollment:</b> Fall 2015-Fall 2021 Degree-seeking enrollment by credential: Percent headcount by credential ..	28
<b>Community College Survey of Student Engagement:</b> Active and Collaborative Learning .....	45	<b>Enrollment:</b> Fall 2015-Fall 2021 Degree-seeking enrollment by credential: Percent credit hours by credential.	28
<b>Community College Survey of Student Engagement:</b> Active and Collaborative Learning 2016 - 2022 CCSSE Benchmark Comparisons .....	45	<b>Enrollment:</b> Fall 2021 Types of students .....	16
<b>Community College Survey of Student Engagement:</b> Student Effort: 2016-2022 CCSSE Benchmark Comparisons	46	<b>Enrollment:</b> Fall term enrollment 2013-2021 All credit students.....	25
<b>Community College Survey of Student Engagement:</b> Student Faculty Interaction .....	47	<b>Enrollment:</b> Fall term enrollment 2013-2021 Degree-seeking students .....	25
<b>Community College Survey of Student Engagement:</b> Student Faculty Interactions: 2016 - 2022 CCSSE Benchmark Comparisons .....	47	<b>Enrollment:</b> Newly entering degree-seeking students Fall 2015 - Fall 2021.....	34
<b>Community College Survey of Student Engagement:</b> Support for Learners .....	44	<b>Enrollment:</b> Number of enrolled students by program .....	24
<b>Community College Survey of Student Engagement:</b> Support for Learners 2016-2022 CCSSE Benchmark Comparisons .....	44	<b>Enrollment:</b> Spring term enrollment 2014-2022 All credit students .....	26
<b>COVID:</b> KVCC Response to COVID 19 Timeline.....	4-6	<b>Enrollment:</b> Spring term enrollment 2014-2022 Degree-seeking students .....	26
<b>COVID:</b> Summary of the U.S. Department of Education Office of Postsecondary Education Coronavirus (COVID - 19) Emergency Grants for Postsecondary Education organized under the higher Emergency Relief Fund (HEERF).....	7-9	<b>Enrollment:</b> Summer term enrollment 2014-2022 All credit students .....	27
<b>Direct-from-High School Students:</b> 2014-2021 time series data for ten high schools: Direct-from-high school students matriculating to a KVCC program .....	35	<b>Enrollment:</b> Summer term enrollment 2014-2022 Degree-seeking students .....	27
		<b>Experiential Learning:</b> Academic year 2015-2021: Number of registrations in experiential learning courses .....	37

## Index of Charts and Graphs

<b>Experiential Learning:</b> Academic year 2015–2021: Number of registrations in experiential learning* by department .....	37	<b>Residency:</b> Fall 2021 County of origin of Maine KVCC students .....	20
<b>Gender:</b> Fall 2013–Fall 2021: Gender degree-seeking students .....	30	<b>Residency:</b> Fall 2021 Geographic origin of KVCC students... ..	20
<b>Gender:</b> Fall 2021 Gender .....	18	<b>Retention, Transfer, Graduation:</b> 2014–2020 First-year retention rates Full-time students.....	58
<b>High School Enrollment:</b> Academic year 2016–Academic year 2021: Concurrent and dual enrollment: Unduplicated count of students by course type and academic year.....	41	<b>Retention, Transfer, Graduation:</b> 2014–2020 First-year retention rates Part-time students .....	58
<b>High School Enrollment:</b> Academic year 2016–Academic year 2021: Concurrent and dual enrollment: Number of course registrations by academic year .....	41	<b>Retention, Transfer, Graduation:</b> 2016–2021 Top 25 transfer institutions Number of transfers from KVCC to four-year institutions.....	62
<b>High School Graduation Trends:</b> 2014–2021 demographic trends: High school graduation headcount trends for local Maine high schools* .....	35	<b>Retention, Transfer, Graduation:</b> Fall 2010–fall 2018 First-time, full-time cohort: Graduation and transfer rates at 150% .....	60
<b>Institutional Finance:</b> Fiscal year 2018–fiscal year 2022 Statement of revenues, Expenditures and changes in net assets .....	91	<b>Retention, Transfer, Graduation:</b> Retention and graduation rates .....	59
<b>Institutional Finance:</b> Fiscal year 2022 Active State of Maine bond and Maine State grant dollars.....	90	<b>Service Learning:</b> Value-Added Impact of Service-Learning on Community .....	110
<b>Institutional Finance:</b> Fiscal year 2022: Active federal grants.....	89	<b>Student Academic Performance:</b> Academic year 2016–academic year 2021 Gateway course successful completion Anatomy & Physiology .....	54
<b>KVCC Employees:</b> Gender of employees .....	94	<b>Student Academic Performance:</b> Academic year 2016–academic year 2021 Gateway course successful completion College Composition .....	54
<b>KVCC Employees:</b> 2021–2022: KVCC employees by bargaining unit.....	93	<b>Student Academic Performance:</b> Academic year 2019–academic year 2021 Gateway course successful completion Quantitative Reasoning .....	55
<b>KVCC Employees:</b> Salaries of full-time instructional staff .....	94	<b>Student Academic Performance:</b> Fall 2014–fall 2021 by enrollment status .....	53
<b>KVCC Foundation:</b> Fiscal Year 2021–2022 KVCC Foundation Balance .....	85	<b>Student Academic Performance:</b> Fall 2015 to fall 2021 Percent successful course completion .....	52
<b>KVCC Foundation:</b> 2012–2022 KVCC Foundation scholarship distributions by year .....	87	<b>Student Academic Performance:</b> Fall 2021: Grade distribution .....	50
<b>KVCC Foundation:</b> Fiscal year 2021–2022 KVCC Foundation Statement of Activities .....	86	<b>Student Academic Performance:</b> Spring 2015–spring 2022 by enrollment status .....	53
<b>Online Enrollment:</b> AY2017–AY2021: Percentage of ALL credit students taking online courses.....	36	<b>Student Academic Performance:</b> Spring 2016 to spring 2022 Percent successful course completion.....	52
<b>Online Enrollment:</b> AY2017–AY2021: Percentage of degree-seeking students taking online courses.....	36	<b>Student Academic Performance:</b> Spring 2022: Grade distribution .....	51
<b>Prior Post-Secondary Education:</b> Fall 2012–Fall 2021: Percent of degree-seeking students with a Bachelor’s degree or higher .....	34	<b>Student Financial Aid:</b> 2021–2022 United States Veterans Affairs benefits .....	80
<b>Race/Ethnicity:</b> Fall 2014–Fall 2021 Race/ethnicity comparison .....	32	<b>Student Financial Aid:</b> Financial aid for degree-seeking students Academic year 2021–2022.....	78
<b>Race/Ethnicity:</b> Fall 2021 Race/ethnicity comparison.....	19	<b>Student Financial Aid:</b> Amount of tuition waivers authorized 2021–2022 .....	79
<b>Race/Ethnicity:</b> Fall 2021: Race/ethnicity .....	19	<b>Student Licensing - NCLEX:</b> Academic year 2017 – Academic year 2021 Graduates passing credentialing exams .....	56

## Index of Charts and Graphs

<b>Student Licensng/Certification:</b> Academic year 2019 – academic year 2021 NCLEX-RN “first time” test takers pass rate .....	57	<b>Voluntary Framework of Accountability:</b> Gateway completion, persistence, and college course completion KPI: Benchmarking average for all students at all other VFA colleges .....	70
<b>Student Loan Default:</b> Maine Community College System student loan default rates by community college .....	82	<b>Workforce Development:</b> Fiscal Year 2017 - 2022 Non-credit public offering registrations .....	99
<b>Voluntary Framework of Accountability collection 2021-2022 national benchmark:</b> Comparison of IPEDS graduation rate to VFA six-year outcomes: Federal Grad Rate (IPEDS) Compared to VFA Outcomes (by VFA full-time and part-time students).....	67	<b>Workforce Development:</b> Fiscal Year 2017 - 2022 Non-credit public offering registrations by quarter .....	99
<b>Voluntary Framework of Accountability collection 2021-2022 national benchmark:</b> Comparison of IPEDS graduation rate to VFA six-year outcomes: Federal Grad Rate (IPEDS) Compared to VFA Outcomes (by VFA full-time students).....	67	<b>Workforce Development:</b> Fiscal year 2017 -2021 KVCC non-credit registrations by quarter for public offering, contract training and grant funded courses .....	97
<b>Voluntary Framework of Accountability Early Momentum key performance indicators (KPI):</b> Gender Disaggregation - Fall 2020 Main Cohort .....	73	<b>Workforce Development:</b> Fiscal Year 2017 -2022 Non-credit public offering registrations by program area .....	100
<b>Voluntary Framework of Accountability Early Momentum key performance indicators (KPI):</b> KPI Baseline Report for Kennebec Vally Community College.....	71	<b>Workforce Development:</b> Fiscal year 2017-2022 KVCC non-credit contract training registrations by quarter .....	101
<b>Voluntary Framework of Accountability Early Momentum key performance indicators (KPI):</b> Pell Status Disaggregation - Fall 2020 Main Cohort .....	72	<b>Workforce Development:</b> Fiscal year 2017-2022 KVCC non-credit contract training registrations .....	101
<b>Voluntary Framework of Accountability:</b> 2015 Cohort Outcomes the the end of Six Years by Cohort Type.....	65	<b>Workforce Development:</b> Fiscal year 2017-2022 KVCC non-credit contract training registrations by program area .....	102
<b>Voluntary Framework of Accountability:</b> 2015 Cohort comparison of KVCC IPEDS graduation rate to KVCC VFA six-year outcomes: Federal Grad Rate (IPEDS) Compared to VFA Outcomes (by VFA full-time students).....	66	<b>Workforce Development:</b> Fiscal year 2017-2022 Percent of KVCC workforce training & professional development registrations by course type.....	104
<b>Voluntary Framework of Accountability:</b> Credit Momentum KPI .....	69	<b>Workforce Development:</b> Fiscal year 2017-2022 Percentage of total KVCC non-credit public offering and contract training registrations by program.....	98
<b>Voluntary Framework of Accountability:</b> Gateway completion, persistence, and college course completion KPI: Kennebec Valley Community College .....	70	<b>Workforce Development:</b> Fiscal year 2017-2022 KVCC non-credit public offering and contract training registrations .....	97
<b>Voluntary Framework of Accountability:</b> 2015 Cohort comparison of KVCC IPEDS graduation rate to KVCC VFA six-year outcomes: Federal Grad Rate (IPEDS) Compared to VFA Outcomes (by VFA full-time and part-time students) .....	66	<b>Workforce Development:</b> Fiscal year 2017-2022 KVCC non-credit public offering and contract training registrations by program area.....	98
<b>Voluntary Framework of Accountability:</b> Credit Momentum KPI: Benchmarking average for all students at all other VFA colleges.....	69	<b>Workforce Development:</b> Fiscal year 2017-2022 KVCC percentage non-credit public offering registrations by program area .....	100
<b>Voluntary Framework of Accountability:</b> Fall 2019 Progress by End of Year Two by Cohort Type .....	64	<b>Workforce Development:</b> Fiscal year 2017-2022 Percentage of KVCC non-credit contract training registrations by program area.....	102
<b>Voluntary Framework of Accountability:</b> Fall 2019 Persistence/Attainment Outcomes by End of Year Two by Cohort Type .....	64	<b>Workforce Development:</b> Fiscal year 2017-2022 Total registrations of KVCC workforce training by course type ....	103



KENNEBEC VALLEY  
COMMUNITY COLLEGE

YOUR BRIDGE TO A BRIGHTER FUTURE

[kvcc.me.edu](http://kvcc.me.edu) • Admissions: 207.453.5822

Email: [enrollment@kvcc.me.edu](mailto:enrollment@kvcc.me.edu)