

**Annual Fact Book
2013-2014**

KVCC | **KENNEBEC VALLEY**
COMMUNITY COLLEGE
M A I N E

www.kvcc.me.edu

Forward from Kennebec Valley Community College President



I am delighted to release THE first ever **Kennebec Valley Community College Fact Book**. The information and data presented in the 2014 KVCC Fact Book underscore the college's mission, vision, and values. It is built on a foundation that includes a focus on student involvement and successes, as well as the institution's commitment to local industry, community members and key organizations.

The KVCC Fact Book is meant to be an annual reference tool and will remain a work in progress. Information presented is intended to assist the College in becoming a data-driven institution that strives for measurable results. The data presented in this report reflect all levels of the College operation – academic, financial, and demographic. They are presented in an effort to demonstrate transparency and integrity while serving to promote the overall quality of academic services and supports provided at KVCC. Routine monitoring of institutional capacity and tracking of program performance help the College in planning, decision making, and coherent integration of best practice standards.

This publication is intended as a single, readily accessible, consistent source of information about the Kennebec Valley Community College, our community, its resources, and its operations. It is a summary of institutional data gathered from many areas of the College, compiled to capture the 2013-2014 Fiscal and Academic Year. Where appropriate, multiple years of data are provided for historical perspective. The 2014 KVCC Fact Book provides pertinent facts and figures valuable to administrators, faculty, staff, students and various external constituents to help engender a better understanding of the scope and progress of the College.

- There are ten major sections to the 2014 KVCC Fact Book. Sections 2 through 6 focus on student characteristics, such as enrollment trends for degree-seeking and non-degree-seeking students, student success and engagement, and financial assistance.
- Institutional data is presented in sections 7 through 9. In these sections, the KVCC Fact Book reports on KVCC's Foundation as well as the College's financial data, including private and public grants that are critical in supporting the overall mission and purpose of the College.

In 2013 Kennebec Valley Community College began its largest expansion in its 43-year history with the addition of the Harold Alfond Campus in the nearby village of Hinckley, Maine. In Section 11, the Annual Fact Book concludes with "A Look to Our Future—Alfond Campus" where the vision and accomplishments to date in the establishment of the second campus are discussed.

At the request of my office, the 2014 KVCC Fact Book initiative was led by Karen Glew, Director of Institutional Research. Her work was supported with assistance from many partners across the College, including Enrollment Services, Financial Aid, Registrar, Department Chairs, Faculty, Administrators and Staff. I extend special thanks to Karen Glew for her tireless effort and my sincere appreciation to everyone at KVCC who contributed to this important publication.

With Every Good Wish,
Richard Hopper, President
Kennebec Valley Community College

Annual Fact Book

2013-2014 Academic Year

Table of Contents

	Welcome to KVCC	4
Section 1:	General Information	6
Section 2:	Profile of Fall 2013 Students	9
Section 3:	Trends for Credit Students	16
Section 4:	Student Engagement & Satisfaction	24
Section 5:	Student Success	29
Section 6:	Student Financial Assistance	40
Section 7:	KVCC Foundation	44
Section 8:	Institutional Financial Data	49
Section 9:	Employees	53
Section 10:	Business & Industry/Professional Development	56
Section 11:	A Look to Our Future – Alford Campus	60
	Accreditation	63



*Chapel
KVCC Alford Campus*

Welcome to Kennebec Valley Community College

Kennebec Valley Community College is located on two campuses in mid-Maine. Its 70-acre main campus in Fairfield is easily reached by taking Exit 132 off Interstate 95. The new 600-acre Harold Alfond Campus is located seven miles north of the Fairfield Campus on U.S. Route 201 in Hinckley, Maine.

Fairfield Campus

92 Western Avenue
Fairfield, Maine 04937
207-453-5000
1-800-528-5882

Harold Alfond Campus

15 Stanley Road
Hinckley, Maine 04944

*The KVCC Annual Fact Book is compiled
by:*

Office of Institutional Research

92 Western Avenue
Fairfield, Maine 04937
207-453-5820

www.kvcc.me.edu

TYPE

- Public, two-year College
- Thirty-one associate degrees in allied health, nursing and technical programs.
- Associate of arts in Liberal Studies degree
- Twelve, one-year certificate/diploma programs
- Coeducational
- Commuter

CREDIT ENROLLMENT

- 2,263 full and part-time students
- 29.3% full-time
- 70.7% part-time
- 66.5% female
- 33.5% male
- Average age 27 years
- 151 students direct from high school

ACADEMIC COMPLETIONS GRANTED

- 375 Students Graduated

TUITION & FEES

- \$88/credit – in-state
- \$176/credit – out-of-state
- \$3,258 in-state tuition & fees
- \$5,898 out-of-state tuition & fees

FINANCIAL AID

- Over 1600 students received a form of financial aid in 2013-2014. Average amount of aid was over \$6,873.
- The KVCC Foundation (private, non-profit) awarded over \$154,000 in student scholarships to 213 students with a financial need

SECTION 1: GENERAL INFORMATION



*Lunder Library
Fairfield Campus*

Fairfield Campus
92 Western Avenue
Fairfield, Maine 04937



Harold Alfond Campus
15 Stanley Road
Hinckley, Maine 04944

www.kvcc.me.edu

1-800-528-5882

General Information

KVCC provides high-quality education ensuring that its graduates acquire the skills necessary to secure a satisfying profession, engage successfully in further study, or simply find joy in learning. With 36 degree and certificate programs, KVCC offers a dynamic education relevant to all aspects of Maine's labor market, with a consistently high job-placement rate and clear pathways for transfer to four-year institutions. The Aspen Institute has ranked KVCC among the top 120 community colleges in the United States three years in a row.

MISSION

Kennebec Valley Community College prepares students to achieve their educational, professional, and personal goals in a supportive environment through shared values of responsibility, integrity and respect.

VISION

For our institution: To be recognized as a leader in educational excellence and innovation in Maine.

For our graduates: To utilize their education and knowledge for productive and responsible citizenship.

VALUES

- Integrity
- Excellence in teaching
- Emerging technology
- A student-centered environment
- Diversity
- Intellectual inquiry
- A culture of civility, cooperation, and collegiality
- A welcoming atmosphere for all newcomers
- A strong work ethic
- Creation of opportunities for self fulfillment and lifelong learning
- Personal wellness

Academic Programs Offered in 2013-2014

	Associate of Applied Science	Associate of Arts	Associate of Science	Certificate
Allied Health & Nursing				
Advanced Emergency Care	●			
Advanced Emergency Care				●
Paramedic				●
Health Information Technology	●			
Massage Therapy				●
Medical Assisting	●			
Phlebotomy				●
Nursing			●	
Occupation Therapy Assistant	●			
Physical Therapy Assistant	●			
Radiologic Technology			●	
Computed Tomography				●
Respiratory Therapy			●	
Sonography				●
	Associate of Applied Science	Associate of Arts	Associate of Science	Certificate
Farm To Table				
Sustainable Agriculture	●			
	Associate of Applied Science	Associate of Arts	Associate of Science	Certificate
Trades & Technology				
Applied Electronics & Computer Technology	●			
Applied Electronics & Computer Tech - Engineering Tech	●			
Career Services	●			
Electrical Lineworker Technology				●
Electrical Technology	●			
Electrical Technology				●
Energy Services Technology	●			
Precision Machine Technology	●			
Precision Machine Technology				●
Pulp & Paper Technology	●			
Pulp & Paper Technology				●
	Associate of Applied Science	Associate of Arts	Associate of Science	Certificate
Business				
Accounting	●			
Marketing/Management	●			
English & Humanities				
Liberal Studies		●		
Math and Science				
Biological Sciences			●	
Computer Aided Drafting & Design			●	
Computer Information Systems			●	
Computer Information Systems				●
General Science-Biology			●	
General Science-Health			●	
General Science-Prepharmacy			●	
Social Sciences				
Autism				●
Autism Spectrum Disorder Studies	●			
Early Childhood Education	●			
Infant & Toddler				●
Mental Health	●			
Special Education	●			
Speech/Language	●			

General Information

Advising, Career & Transfer

Students have access to personalized academic advising, guided exploration of career opportunities, labor market analysis information on career and employment trends, preparation for job interviews, and transfer assistance to continue education at another institution of higher education.

Computer Resources

Students have access to computers in open computer labs at both the Fairfield and Alford Campuses. The Department of Labor (DOL) Trade Adjustment Assistance Community College Career Training Grant (TAACCCT) and the Harold Alford Foundation have provided funds to upgrade technology and to ensure that KVCC maintains a state-of-the-art technology center for KVCC students.

Disability Services

KVCC is committed to providing assistance to students with a documented disability. Assistance is available to students who may require accommodations to access courses and/or campus activities/events.

Early College for ME

The Maine Community College System (MCCS) and KVCC are committed to helping high school students attend college. Early College for ME is a college transition program for students who are high school students and undecided about higher education plans, yet who have the potential to succeed in college. MCCS provides approximately 35 scholarships each Fall semester for these students to attend KVCC.

Learning Commons – Lunder Library / Averill Hall

The Learning Commons fosters collaborative learning, provides a welcoming and flexible learning environment, and inspires students to discover, create, solve problems and collaborate with their peers. The Commons consolidates services under one roof and brings together library, technology, and academic support services. The KVCC library provides access to information resources and services such as research assistance, online resources and interlibrary loan. The library offers more than 130 electronic databases, which together provide access to some 75,000 e-books, 30,000 full-text journals, 20,000 medical illustrations, 7,000 streaming videos, 2,000 audio books and more. The library's physical collection of 13,000 items is complemented by a state-wide collection of more than 7.6 million additional items.

TRiO

The TRiO program is intended to assist low-income, first generation students as well as students with a documented disability to help them persist and graduate from KVCC within four years. Services provided include individual and group tutoring in math, science, technology, and English as well as intensive monitoring, advising and registration.

Writing Center

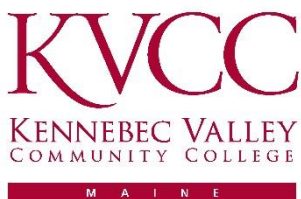
The KVCC Writing Center helps students of all abilities grow into stronger, more effective writers by providing individualized support at all stages of the writing process. It aims to promote writing as a means of learning by supporting faculty and staff in writing across the curriculum efforts.

SECTION 2: PROFILE OF FALL 2013 STUDENTS

King Hall
Fairfield Campus



Fairfield Campus
92 Western Avenue
Fairfield, Maine 04937




Harold Alfond Campus
15 Stanley Road
Hinckley, Maine 04944

www.kvcc.me.edu

1-800-528-5882

Profile of Fall 2013 Students

Types of Students



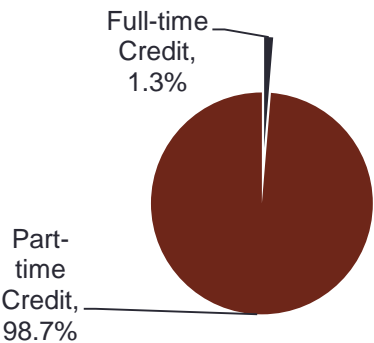
Enrollment By Department: Degree-Seeking Students

Department	New Students to KVCC	Continuing Students	Total
Allied Health	47	211	258
Business	22	152	174
Farm-to-Table	5	11	16
English & Humanities	65	180	245
Math & Science	110	325	435
Nursing	2	86	88
Social Sciences	39	184	223
Trades & Technology	52	136	188
Total Degree-Seeking Students	342	1285	1627

Enrollment Status: Degree-Seeking Students

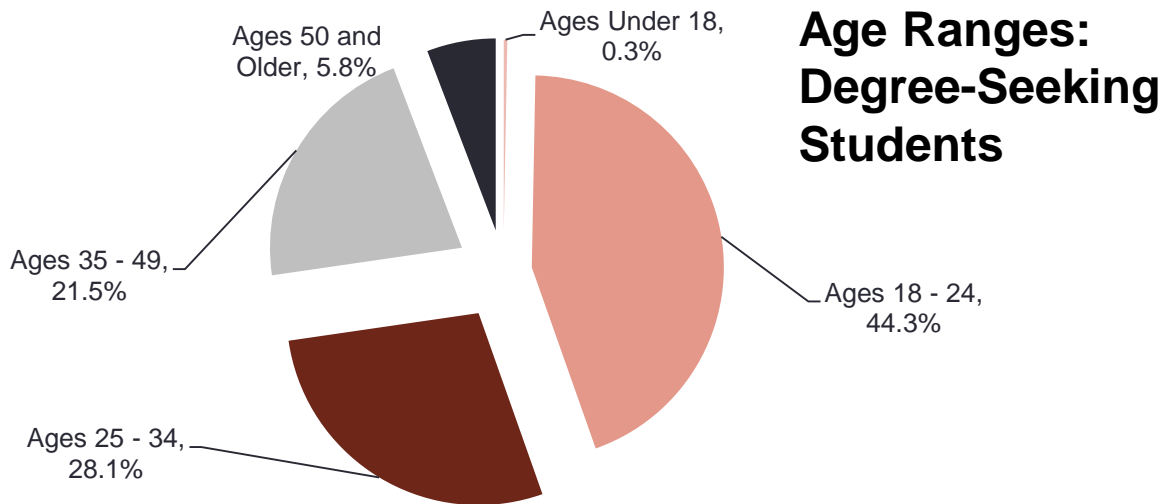
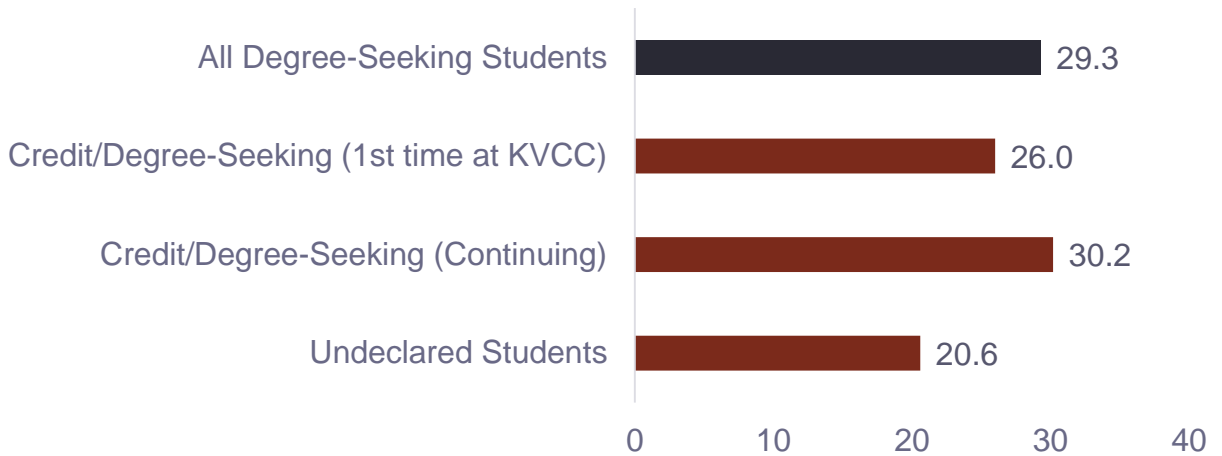


Enrollment Status: Undeclared Students

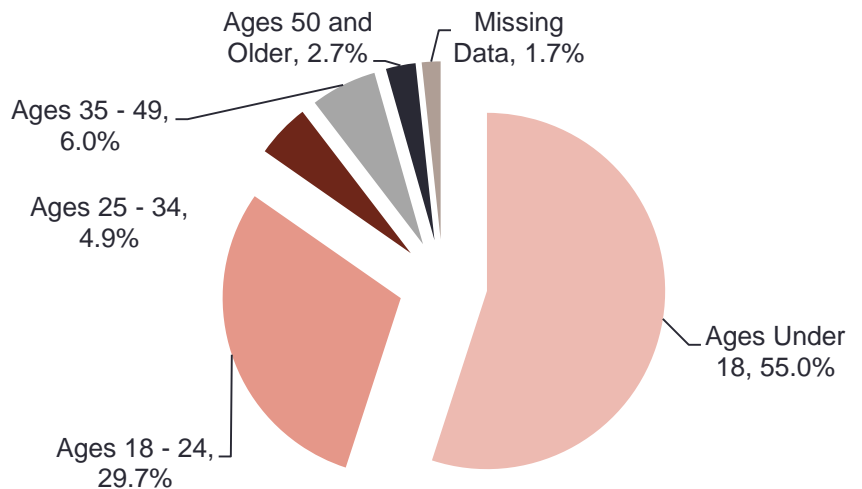


Profile of Fall 2013 Students

Average Age

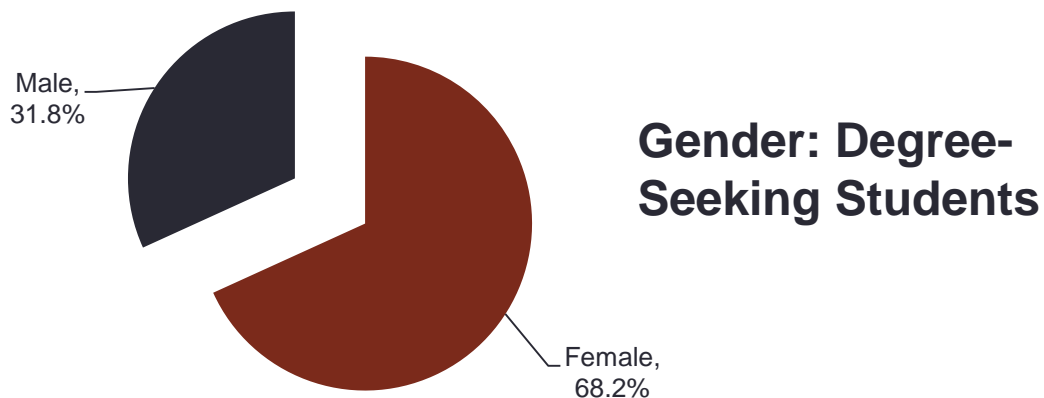
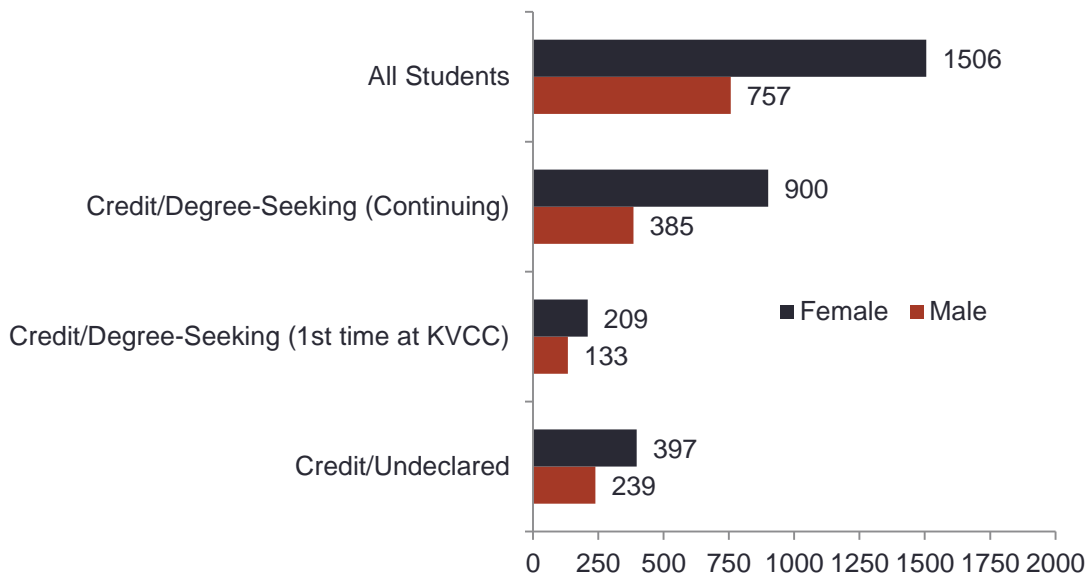


Age Ranges: Undeclared Students

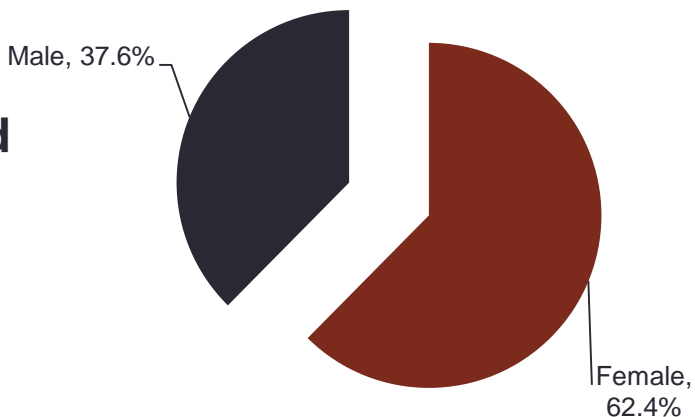


Profile of Fall 2013

Gender

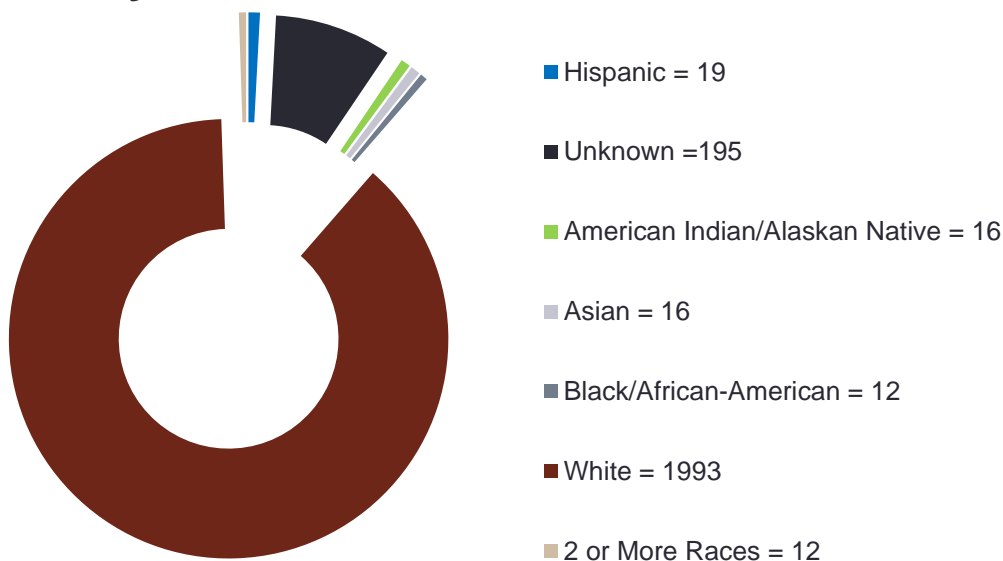


Gender: Undeclared Students

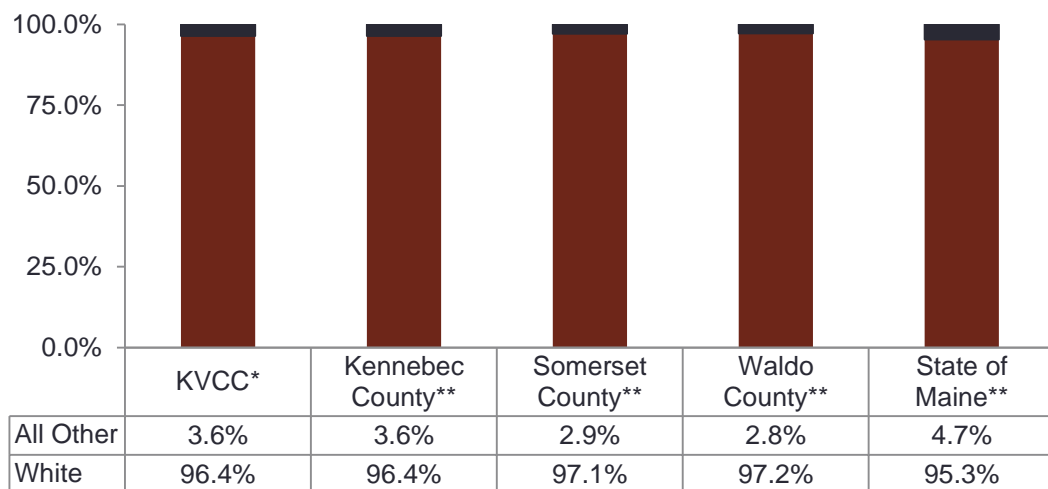


Profile of Fall 2013 Students

Race/Ethnicity



Race/Ethnicity Comparison



*Proportion of KVCC students whose race/ethnicity was recorded as “unknown” was calculated as the proportion of students whose race/ethnicity was known.

**Percentages for Kennebec, Somerset, Waldo counties and State of Maine were obtained from the US Census Bureau: State and County Quick Facts. Last Revised Date: March 27, 2014

Profile of Fall 2013 Students

County of Origin of Maine KVCC Students

County	% Degree-Seeking Students	% Undeclared Students
Androscoggin	2.0	0.6
Aroostook	0.2	0.6
Cumberland	1.1	3.9
Franklin	2.8	0.6
Hancock	0.4	0.5
Kennebec	48.9	51.3
Knox	0.7	0.6
Lincoln	1.2	1.9
Oxford	0.2	0
Penobscot	4.7	0.9
Piscataquis	1.0	0
Sagadahoc	0.8	0.9
Somerset	30.0	27.8
Waldo	5.1	7.1
Washington	0	0.3
York	0.2	0
Unknown	0	1.9
% of Maine Students	99.3	98.9



Geographic Origin of KVCC Students

Location	Count of Degree-Seeking Students	Count of Undeclared Students
Maine, Kennebec	795	326
Maine, Somerset	488	177
Maine, Waldo and Knox	95	49
Maine, All Other Counties	241	66
Out of State (MA, MI, NC, NH, PA, VT, WI)	8	6
Unknown	0	12
Total	1627	636

Profile of Fall 2013 Students

Direct from High School Students

151 Students direct from HS
9.3% of degree -seeking enrollment (1627)

Direct from HS

Full-time	72%
Part-time	28%

All Degree Seeking Students

Full-time	40%
Part-time	60%

Direct from HS

Female	62%
Male	38%

All Degree Seeking Students

Female	68%
Male	32%

Programs Entered

Advanced Emergency Care
Applied Electronics & Computer Technology
Business Administration
Computer Information Systems
Early Childhood Education
Electrical Lineworker Technology
Electrical Technology
Energy Services Technology
General Science s
Liberal Studies
Massage Therapy
Medical Assisting
Mental Health
Nursing
Occupational Therapy Assistant
Phlebotomy
Precision Machining Technology
Pulp and Paper Technology
Respiratory Therapy

Maine Direct from High School Students to KVCC: Top 10 Schools in Fall 2013

	STATE	TOTAL
Lawrence High School	Maine	28
Messalonskee High School	Maine	19
Skowhegan Area High School	Maine	17
Erskine Academy	Maine	15
Winslow High School	Maine	15
Carrabec High School	Maine	9
Cony High School	Maine	7
Nokomis Regional High School	Maine	5
Waterville Senior High School	Maine	5
Mt. View High School	Maine	3
Sub-Total of ME Direct HS Students to KVCC from Top 10 Schools	Maine	123
Total Maine Students Direct From High School	Maine	151
Percentage of ME Direct HS Students to KVCC from Top 10 Schools	Maine	81.5%

SECTION 3: TRENDS FOR CREDIT STUDENTS



*Health Simulation Lab,
King Hall*

Fairfield Campus
92 Western Avenue
Fairfield, Maine 04937



Harold Alfond Campus
15 Stanley Road
Hinckley, Maine 04944

www.kvcc.me.edu

1-800-528-5882

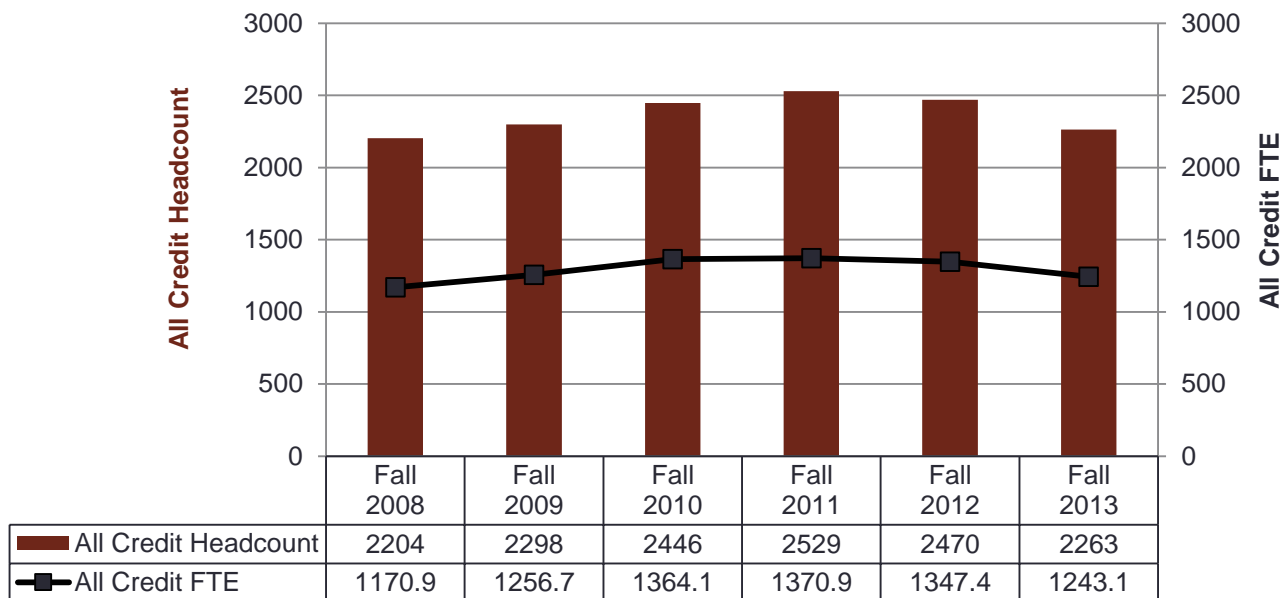
Trends for Credit Students

Number of Enrolled Students By Program

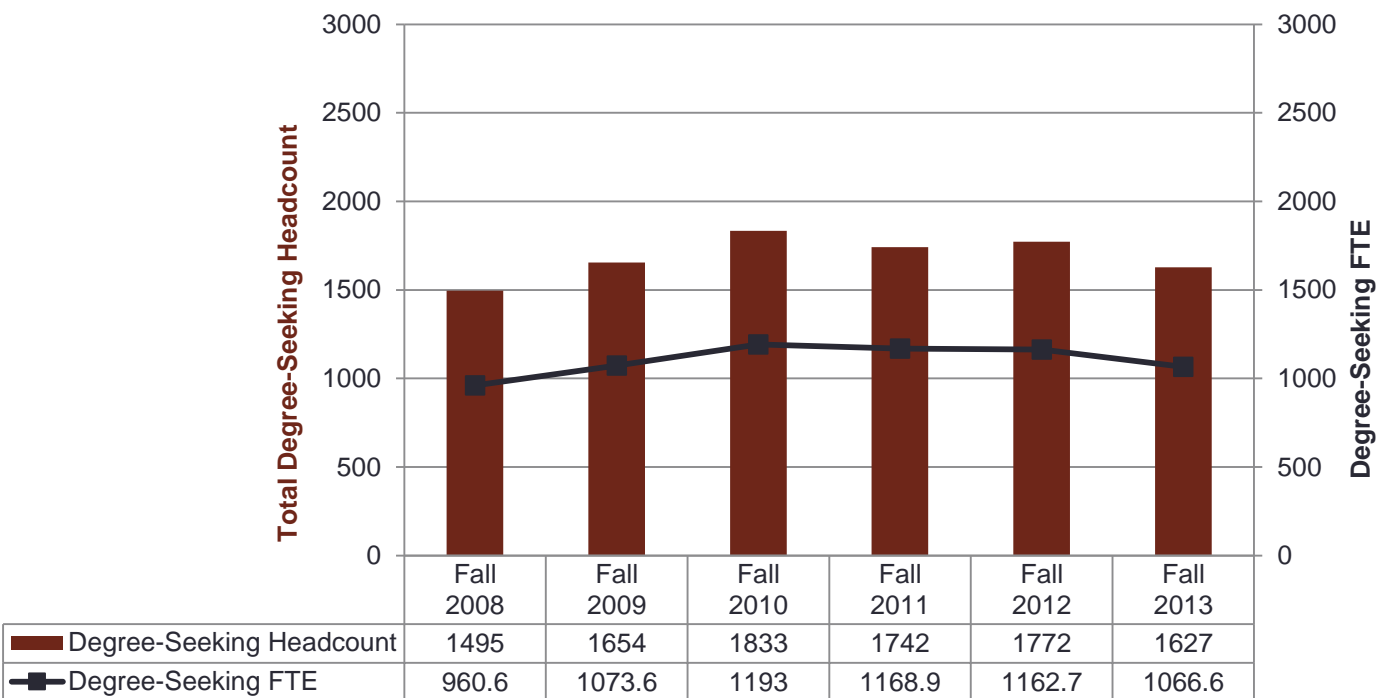
	Award Type	Fall 2011	Fall 2012	Fall 2013
Allied Health & Nursing				
Advanced Emergency Care	AAS	13	15	7
Advanced Emergency Care	C	16	17	10
Paramedic	C	11	13	8
Health Information Technology	AAS	34	39	33
Massage Therapy	C	11	11	8
Medical Assisting	AAS	37	44	43
Phlebotomy	C	14	13	6
Medical Office Management	AAS	17	3	0
Nursing	AS	82	87	88
Occupation Therapy Assistant	AAS	42	33	33
Physical Therapy Assistant	AAS	38	37	35
Radiologic Technology	AS	35	30	28
Computed Tomography	C	0	6	0
Respiratory Therapy	AS	25	20	26
Sonography	C	21	15	21
	Award Type	Fall 2011	Fall 2012	Fall 2013
Farm To Table				
Sustainable Agriculture	AAS	0	0	16
	Award Type	Fall 2011	Fall 2012	Fall 2013
Trades and Technology				
Applied Electronics & Computer Technology	AAS	33	27	26
Applied Electronics & Computer Tech - Engineering Tech	AAS	7	7	7
Career Services	AAS	1	3	1
Electrical Lineworker	C	26	28	20
Electrical Technology	AAS	65	43	28
Electrical Technology	C	0	9	8
Energy Services Technology	AAS	0	19	30
Precision Machine Technology	AAS	17	25	23
Precision Machine Technology	C	1	2	0
Pulp & Paper Technology	AAS	28	33	43
Pulp & Paper Technology	C	3	1	2
	Award Type	Fall 2011	Fall 2012	Fall 2013
Business				
Accounting	AAS	67	67	62
Finance	AAS	3	0	0
Marketing/Management	AAS	133	134	112
English & Humanities				
Liberal Studies	AA	599	388	245
Math and Science				
Biological Sciences	AS	41	32	10
Computer Aided Drafting & Design	AS	20	18	14
Computer Information Systems	AS	49	60	51
Computer Information Systems	C	1	5	2
Geological Information Systems	AS	2	1	0
General Science-Biology	AS	0	15	23
General Science-Health	AS	0	218	331
General Science-Prepharmacy	AS	0	3	4
Social Sciences				
Autism Spectrum Disorder Studies	AAS	0	14	14
Early Childhood Education	AAS	97	92	79
Infant & Toddler	C	5	0	0
Mental Health	AAS	118	125	117
Special Education	AAS	1	0	0
Speech/Language	AAS	29	20	13
Total Enrollment of Degree-Seeking Students		1742	1772	1627
Undeclared Students		787	698	636
Total Enrollment of ALL Credit Students		2529	2470	2263

Trends for Credit Students

Fall Term Enrollment 2008-2013: ALL Credit Students

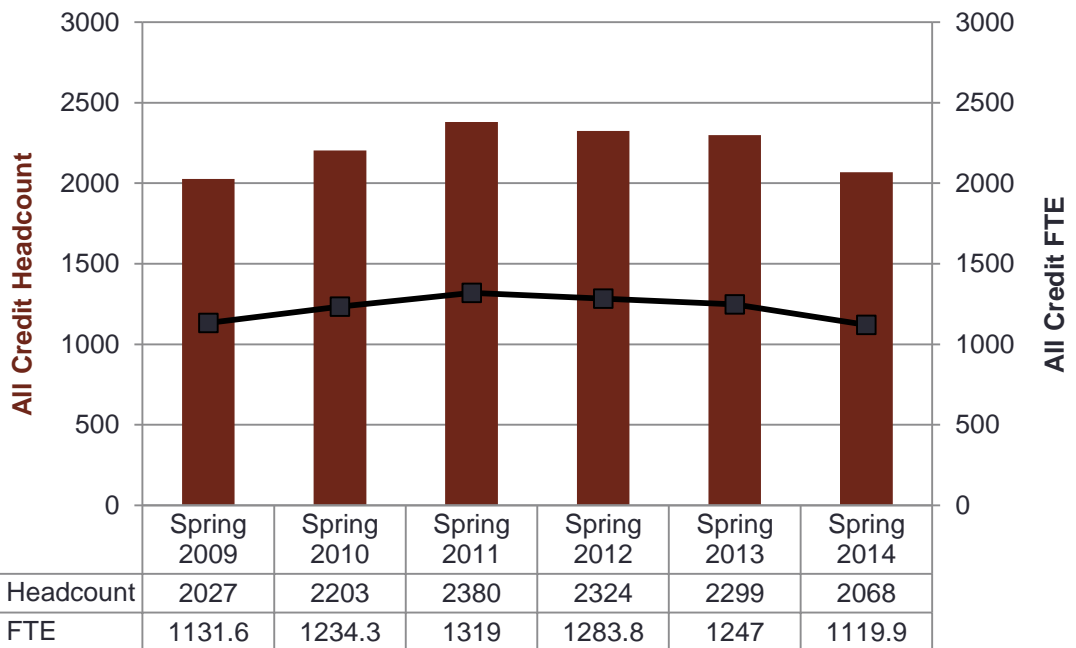


Fall Term Enrollment 2008-2013: Degree-Seeking Students

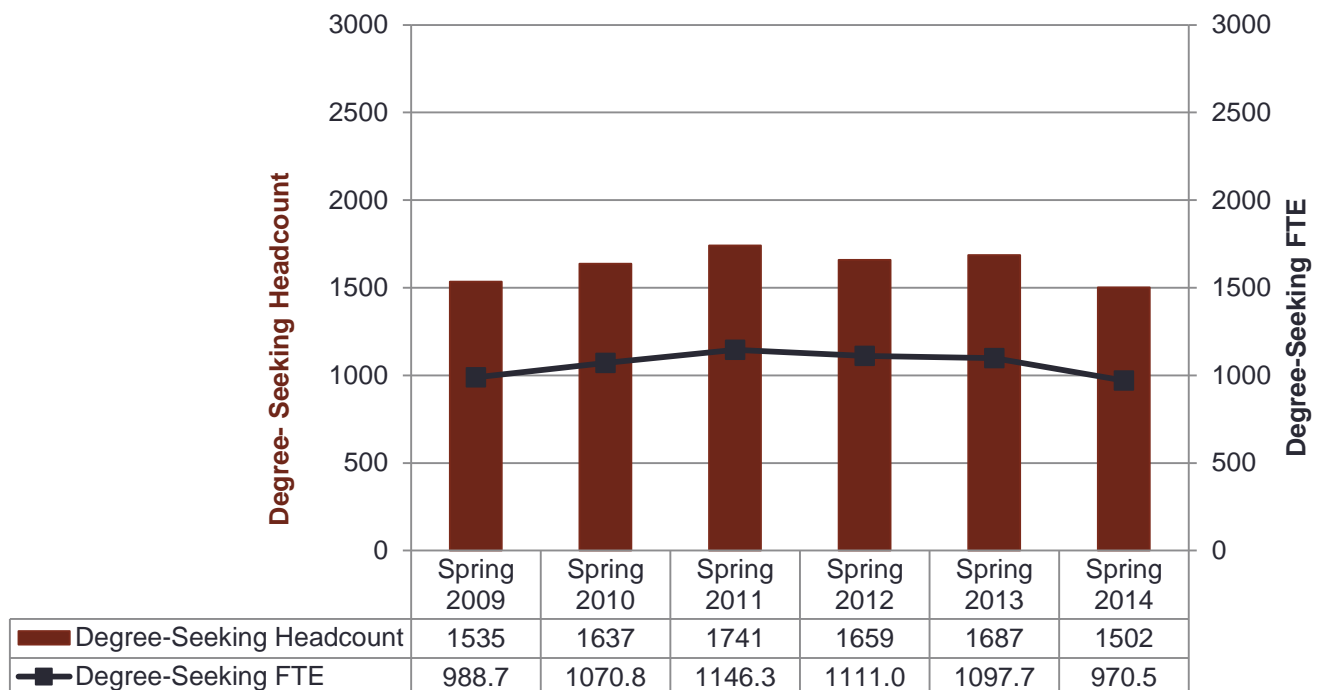


Trends for Credit Students

Spring Enrollment 2009 – 2014 : ALL Credit Students

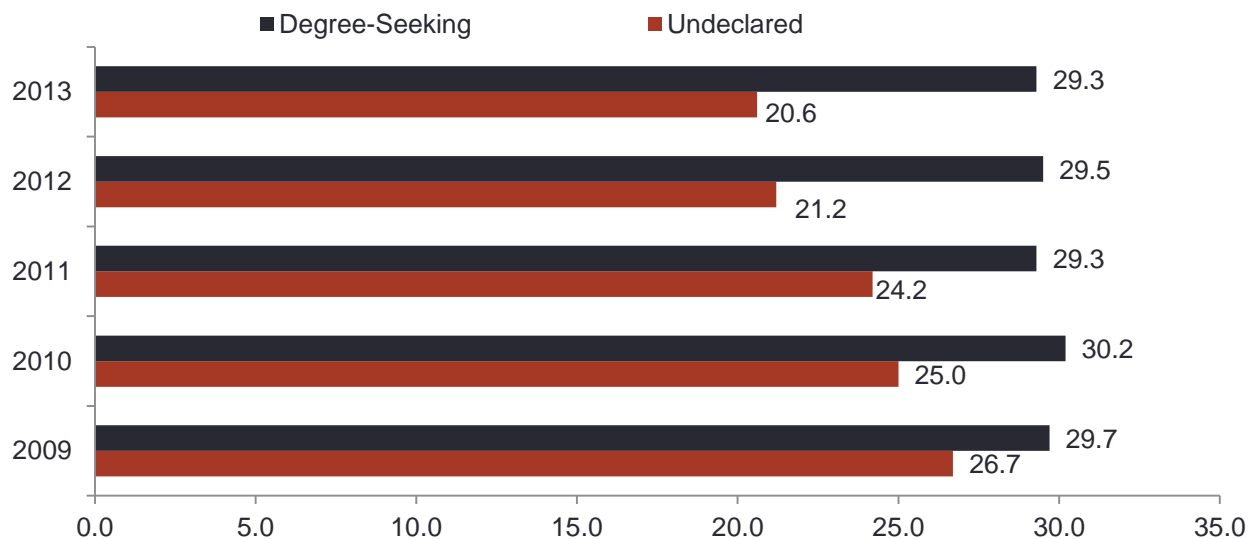


Spring Enrollment 2009 – 2014: Degree-Seeking Students

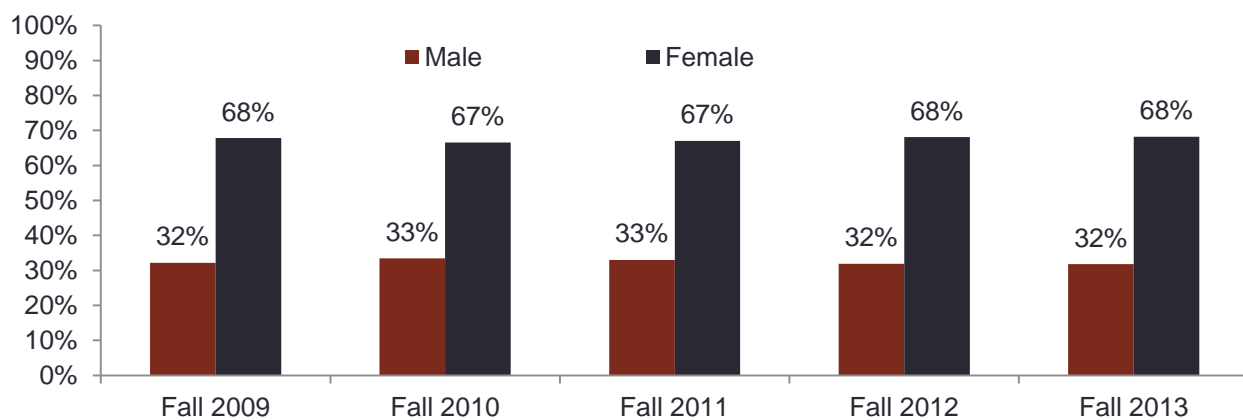


Trends for Credit Students

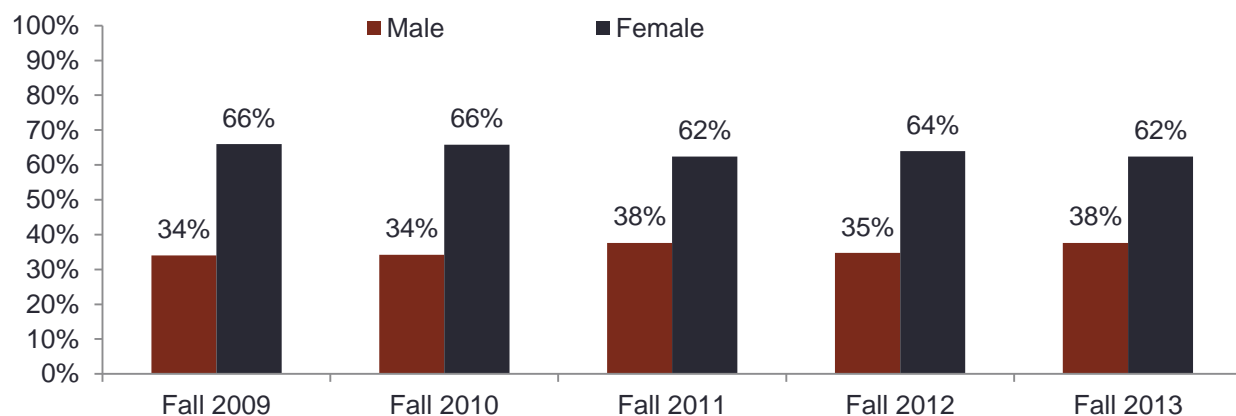
Average Student Age



Gender: Degree-Seeking Students

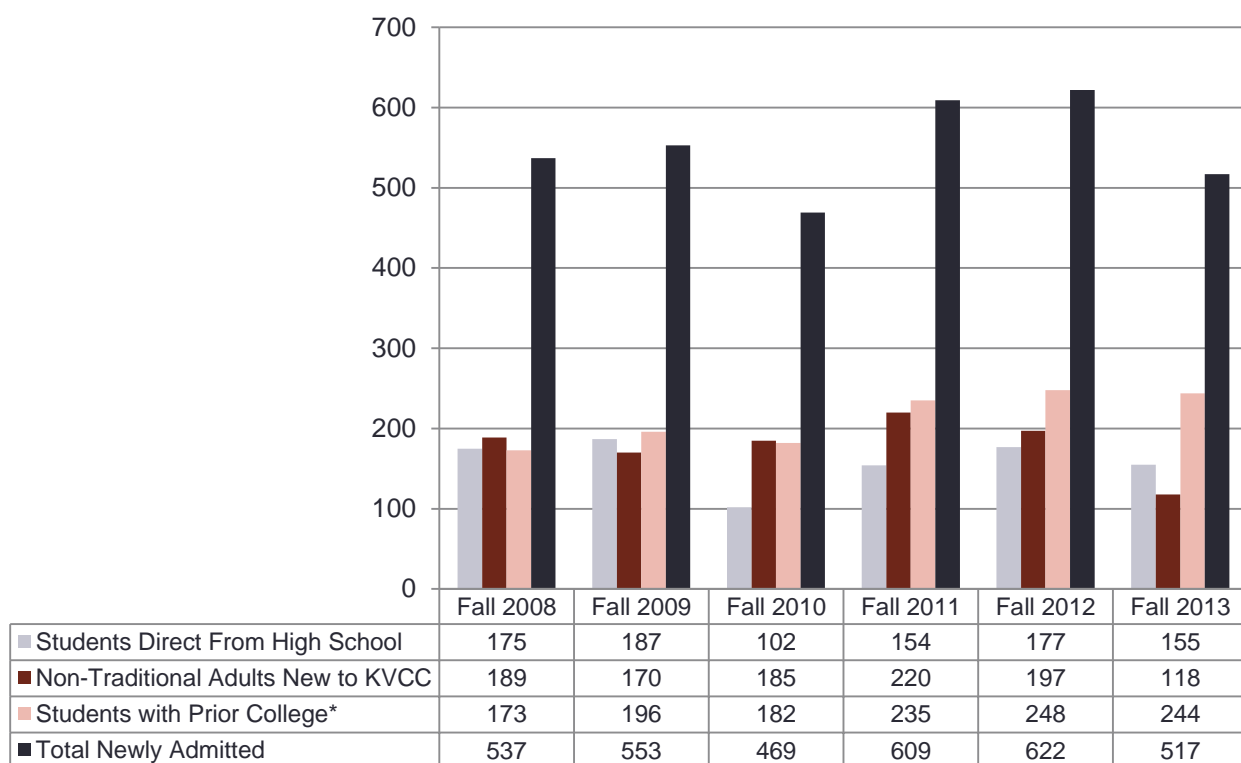


Gender: Undeclared Students



Trends for Credit Students

Newly-Entering Degree-Seeking Students



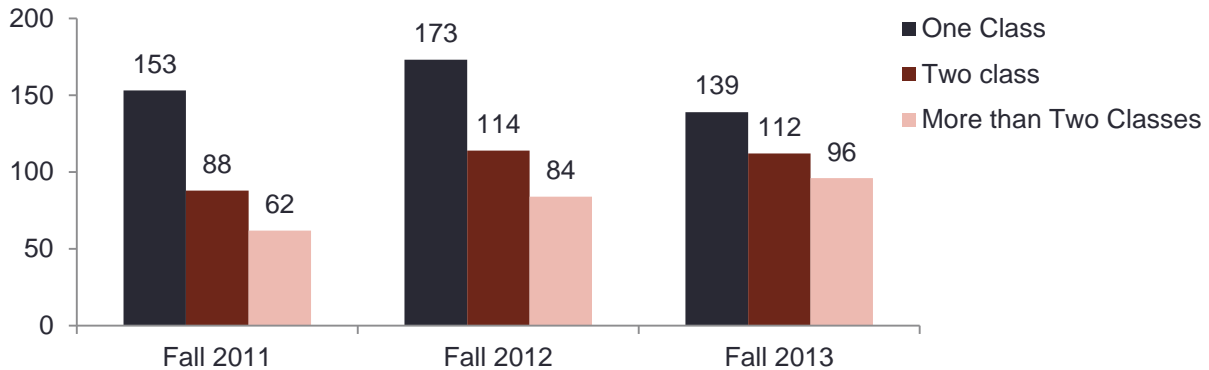
*Of the Students with Prior College, the following students had a Bachelor Degree or higher when entering KVCC
2013 = 28, 2012 = 30, 2011 = 20

Time Series Data Top 10 High Schools 2010-2013: Direct from High School Maine Students to KVCC:

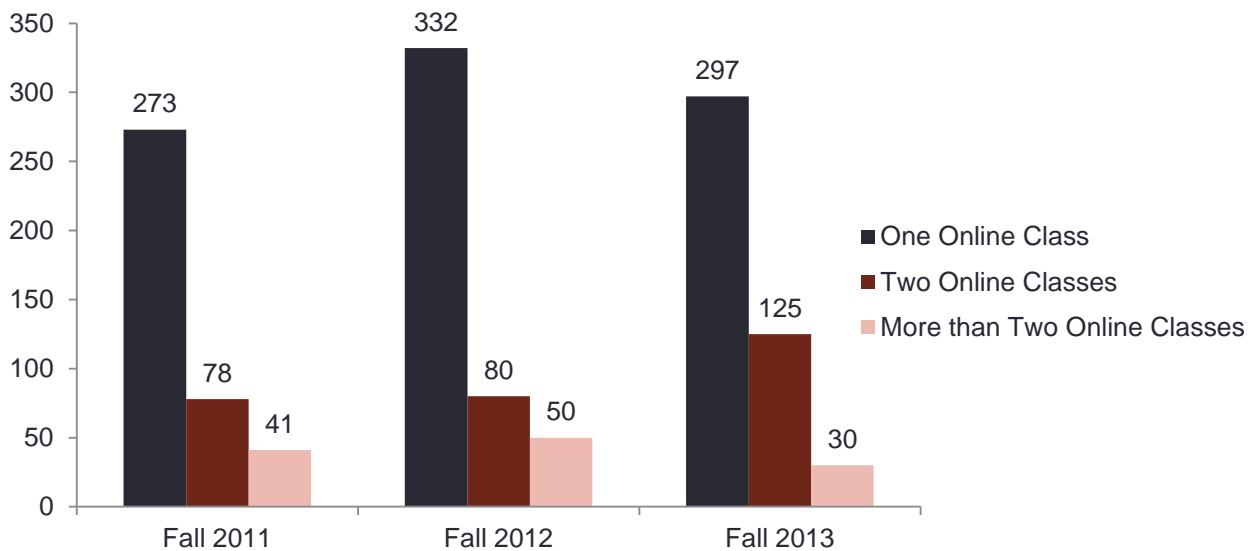
ME High School	2010	2011	2012	2013	Total
1. Lawrence High School	35	22	26	28	111
2. Skowhegan Area High School	27	19	24	17	87
3. Messalonskee High School	14	15	23	19	71
4. Waterville Senior High School	24	16	14	5	59
5. Winslow High School	16	8	19	15	58
6. Erskine Academy	3	10	14	15	42
7. Cony High School	4	10	1	7	22
8. Carrabec High School	3	3	3	9	18
9. Madison High School	7	3	4	0	14
10.Mt. View High School	2	5	4	3	14
Total ME Direct High School Students to KVCC by Top 10 schools	135	111	132	118	496
Total ME Direct High School Students to KVCC in Fall	169	140	183	151	643
Percentage of ME Direct HS Students to KVCC from Top 10 Schools	80%	79%	72%	78%	77%

Trends for Credit Students

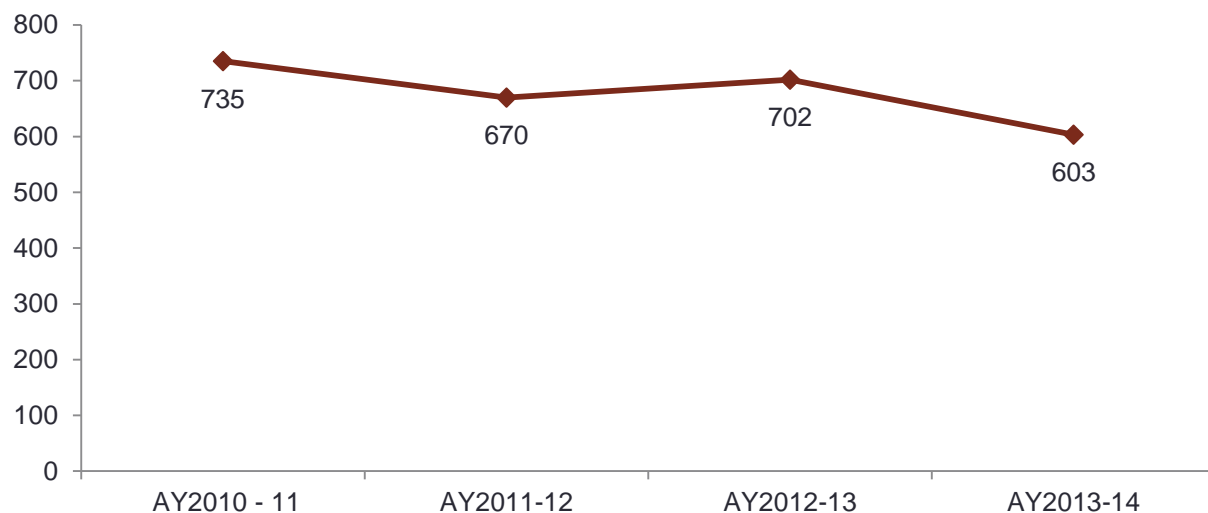
Students Taking Online Courses ONLY



Students Taking Online AND Seated Classes



Number of Registrations in Experiential Learning*



Number of Registrations in Experiential Learning* by Department

Department	AY2010-11	AY2011-12	AY2012-13	AY2013-14
Allied Health	454	381	384	334
Business	42	36	44	30
Math & Science	1	3	0	10
Nursing	163	154	172	173
Social Sciences	67	88	97	47
Trades & Technology	8	8	5	9
Total	735	670	702	603

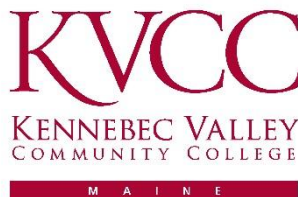
*Experiential Learning includes internships, clinical placements and apprenticeships.

SECTION 4: STUDENT ENGAGEMENT & STUDENT SATISFACTION



Community Day,
Fairfield Campus

Fairfield Campus
92 Western Avenue
Fairfield, Maine 04937



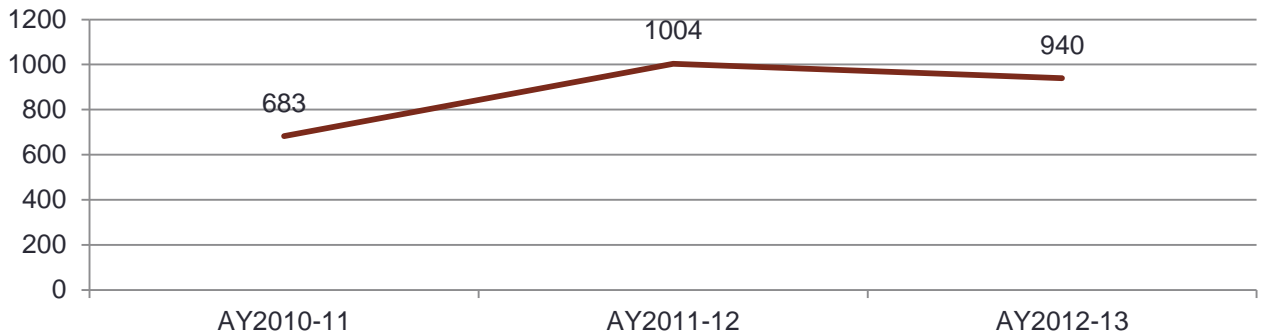
Harold Alfond Campus
15 Stanley Road
Hinckley, Maine 04944

www.kvcc.me.edu

1-800-528-5882

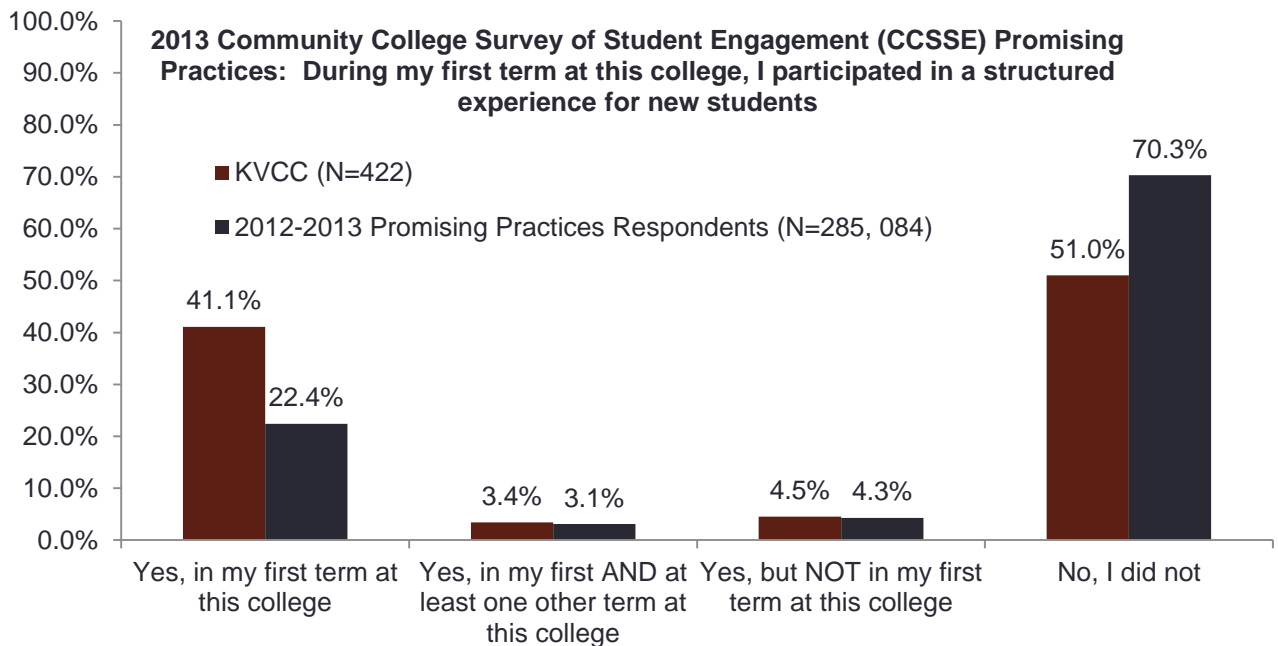
Student Engagement & Satisfaction

Student Orientation and Registration



Student Orientation and Registration (SOAR) was formally implemented at KVCC in AY2010. SOAR sessions include information on Financial Aid and Business Office policies, a tour of the campus highlighting resources and College policies and procedures, an advising session to help students begin to plan their educational path, an introduction to KVCC on-line technology, and registration for courses in the upcoming semester.

KVCC First Year Experience Compared to College Cohort



Student Engagement & Satisfaction

Community College Survey of Student Engagement: 2009-2013 Support for Learners Benchmark

Support for Learners Domain Description: Students perform better and are more satisfied at colleges that are committed to their success and cultivate positive working and social relationships among different groups on campus.

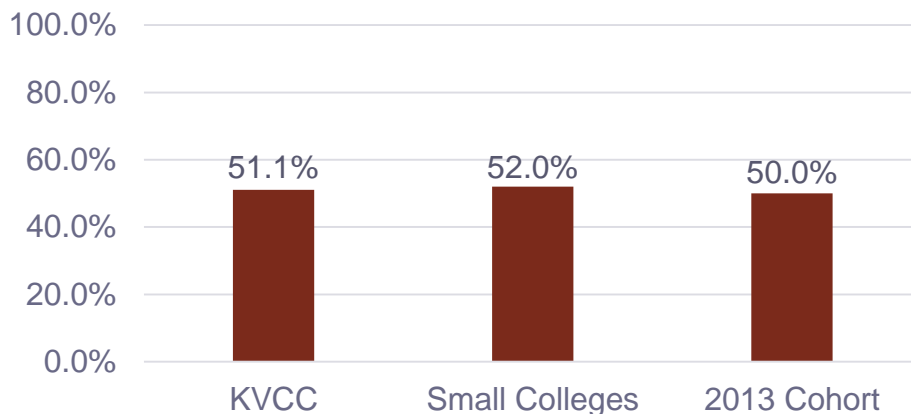
http://www.ccsse.org/survey/bench_support.cfm

KVCC Multiple Year Review (unweighted means)	2009	2011	2013	Difference between 2008 and 2013	Difference between 2011 and 2013
Providing the support you need to help you succeed at this college	3.10	3.05	3.26	0.16	0.21
Encouraging contact among students from different economic, social, and racial or ethnic backgrounds	2.43	2.40	2.35	-0.08	-0.05
Helping you cope with your non-academic responsibilities (work, family, etc.)	2.04	2.06	2.04	0.00	-0.02
Providing the support you need to thrive socially	2.16	2.22	2.16	0.00	-0.06
Providing the financial support you need to afford your education	2.51	2.72	2.85	0.34	0.13
Frequency: Academic advising/planning	1.71	1.67	1.80	0.09	0.13
Frequency: Career counseling	1.42	1.36	1.42	0.00	0.06

- When reviewing differences between 2011 and 2013, item means in the Support for Learners domain increased in four out of the seven items. The largest mean increase (+0.21) was in “Providing the support you need to help you succeed at this college.”
- “Providing the support you need to help you succeed at this college” and “Providing financial support you need to afford your education” had the largest mean increase between 2009 and 2013. “Providing the financial support you need to afford your education” had a mean increase of 0.36.

Student Engagement & Satisfaction

Community College Survey of Student Engagement: 2013 Support for Learners Benchmark Cohort Comparison



- Results from the 2013 CCSSE administration indicate the KVCC percentage was slightly higher than the 2013 Cohort and consistent when compared to other small colleges.



A Closer Look: Support for Learners (*WEIGHTED MEAN*)

ITEM: Providing the support you need to help you succeed at this college

- KVCC mean (3.25) was significantly higher than Achieve the Dream schools (3.02), the Custom Cohort (3.01), other rural schools (3.04) and the 2013 CCSSE cohort (3.01). This item had the largest differential increase (unweighted mean) in this domain.
- The mean for First Generation students was significantly higher at KVCC (3.27) when compared to First Generation students at large schools (2.96) and the 2013 CCSSE cohort (2.99).

ITEM: Helping you cope with your non-academic responsibilities (work, family, etc.)

- The mean for Non-First Generation students was significantly higher at KVCC (2.17) when compared to Non-First Generation students at large schools (1.91) and the 2013 CCSSE cohort (1.94)

Student Engagement & Satisfaction

2014 Noel-Levitz Student Satisfaction Inventory**: Institutional Summary

Scales in Order of Importance	Kennebec Valley Community College			National Community Colleges N=180,574 records			Mean Difference
Scale	Importance	Satisfaction/ SD	Performance Gap	Importance	Satisfaction/ SD	Performance Gap	
Instructional Effectiveness	6.41	5.83/1.05	0.58	6.25	5.46/1.10	0.79	0.37*
Registration Effectiveness	6.40	5.79/0.99	0.61	6.23	5.49/1.07	0.74	0.30*
Academic Advising/Counseling	6.39	5.65/1.41	0.74	6.22	5.26/1.36	0.96	0.39*
Admission & Financial Aid	6.39	5.71/1.14	0.68	6.13	5.24/1.25	0.89	.047*
Concern for the Individual	6.35	5.64/1.33	0.71	6.15	5.28/1.25	0.87	0.36*
Student Centeredness	6.28	5.85/1.14	0.43	6.06	5.43/1.18	0.63	0.42*
Academic Services	6.27	5.96/1.01	0.31	6.12	5.56/1.07	0.56	0.40*
Campus Climate	6.26	5.80/1.09	0.46	6.05	5.37/1.11	0.68	0.43*
Service Excellence	6.22	5.74/1.09	0.48	6.04	5.34/1.11	0.70	0.40*
Safety & Security	6.16	5.41/1.17	0.75	6.08	5.15/1.21	0.93	0.26*
Campus Support Services	5.81	5.42/1.20	0.39	5.57	5.05/1.21	0.52	0.37*
Responsiveness to Diverse Populations		5.91/1.20			5.56/1.26		0.35*

*Difference statistically significant at the 0.001 level

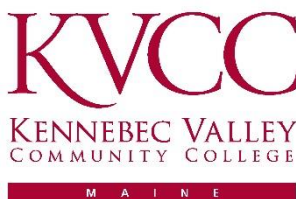
**Copyright 2014, Noel-Levitz, Inc.

SECTION 5: STUDENT SUCCESS



*Electrical Lineworker Lab
Fairfield Campus*

Fairfield Campus
92 Western Avenue
Fairfield, Maine 04937



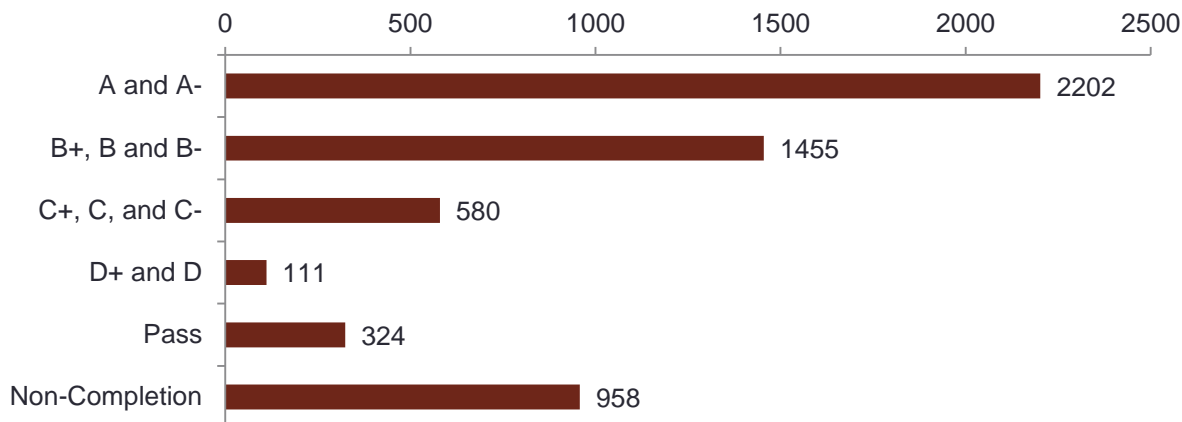
Harold Alfond Campus
15 Stanley Road
Hinckley, Maine 04944

www.kvcc.me.edu

1-800-528-5882

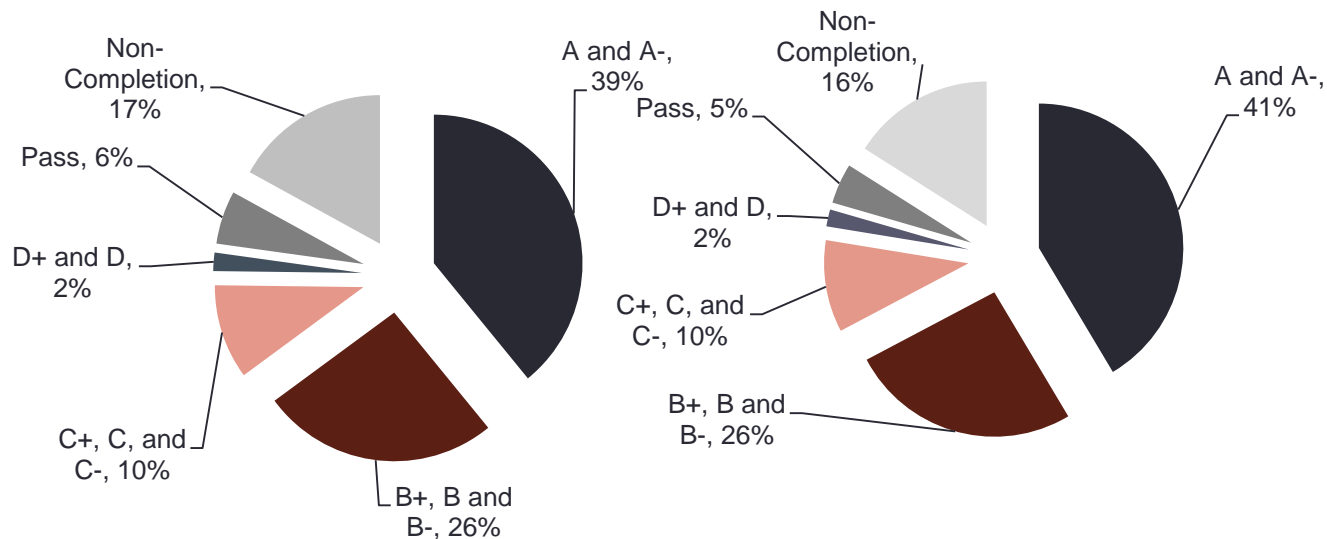
Student Success

Grade Distribution for Fall 2013

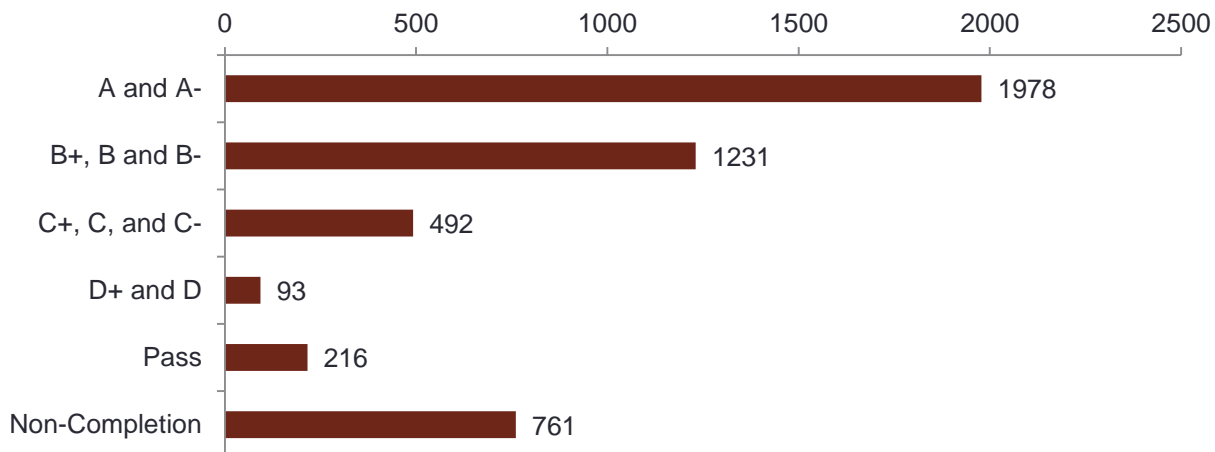


Fall 2013

Spring 2014



Grade Distribution for Spring 2014



Student Success

Remedial Needs: Summary of Direct from High School Students from Maine Enrolled in Remedial Courses Fall 2013 Cohort Maine Community College System*

	Total Matriculated Direct from High School	Total Unduplicated Enrolled in Remedial Courses	Percent Total
Central Maine CC	405	232	57.3
Eastern Maine CC	278	126	45.3
Kennebec Valley CC	154	37	24.0
Northern Maine CC	122	21	17.2
Southern Maine CC	848	528	62.3
Washington County CC	95	78	82.1
York County CC	177	64	36.2
Total	2,079	1,086	52.2

Remedial Needs: Fall 2013 Cohort Breakdown of Enrollment by Subject*

	Total in Remedial Math	Total in Remedial English	Students Taking Both
Central Maine CC	126	201	95
Eastern Maine CC	107	56	37
Kennebec Valley CC	36	5	4
Northern Maine CC	13	8	0
Southern Maine CC	487	187	146
Washington County CC	69	54	45
York County CC	56	19	11
Total	894	530	338

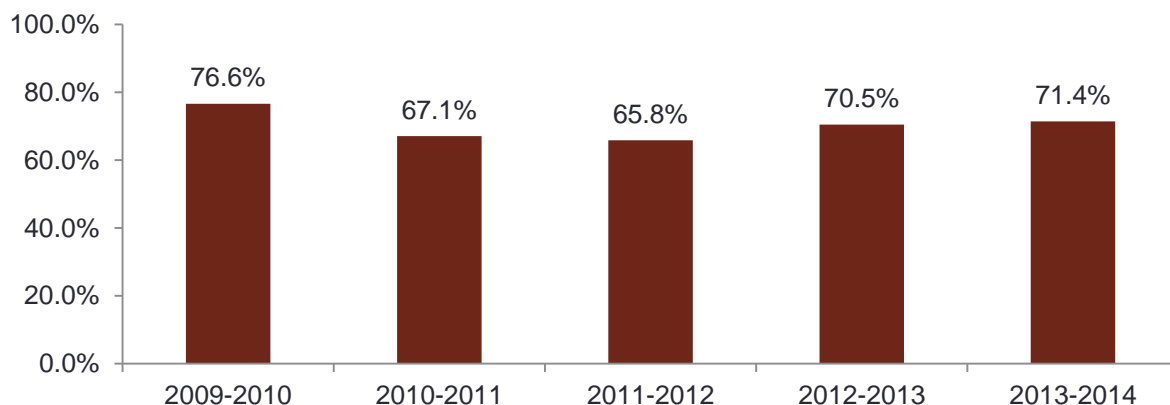
*Source: <http://www.mccs.me.edu/wp-content/uploads/RemedialReportJan2014.pdf>

Student Success

Retention and Graduation Rates of Direct from High School Students from Maine Enrolled in Remedial Courses Fall 2013 Cohort: Maine Community College System*

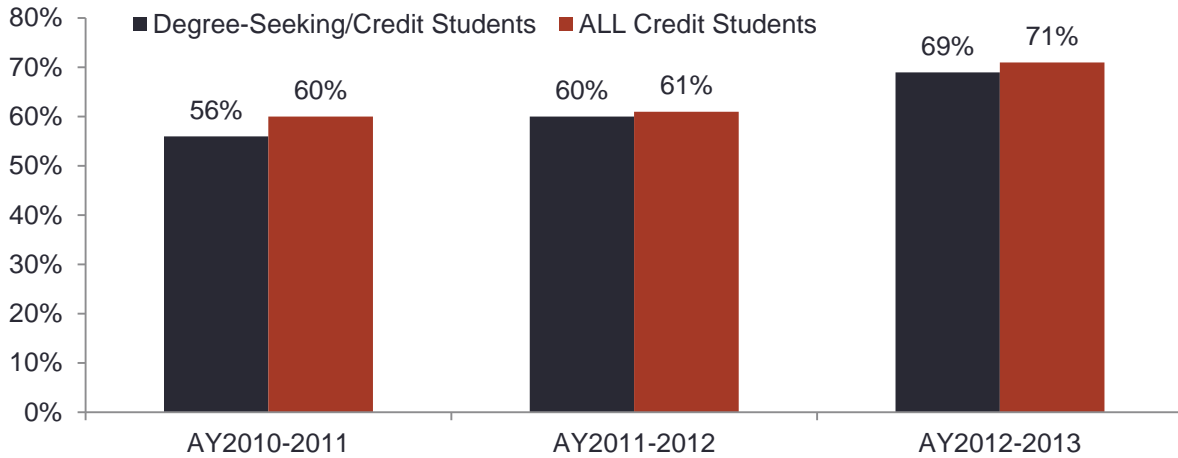
College	Cohort Year	Tracking Year	Total in Cohort	Students Retained		Students Graduated or Transferred		Total Retained, Graduated or Transferred		Not Enrolled	
	2012	2013	#	#	%	#	%	#	%	#	%
Central Maine CC			199	101	50.8	7	3.5	108	54.3	91	45.7
Eastern Maine CC			200	88	44.0	11	5.5	99	49.5	101	50.5
Kennebec Valley CC			23	11	48.0	1	4.3	12	52.2	11	47.8
Northern Maine CC			30	11	36.7	0	0	11	36.7	19	63.3
Southern Maine CC			512	292	57.0	21	4.1	313	61.1	199	38.9
Washington County CC			56	14	25.0	8	14.3	22	39.3	34	60.7
York County CC			51	34	66.7	1	1.9	35	68.6	16	31.4
Maine Community College System Total			1,071	551	51.4	49	4.6	600	56.0	471	44.0

Remedial Math and Algebra Coursework: KVCC Student Successful Completion Rates

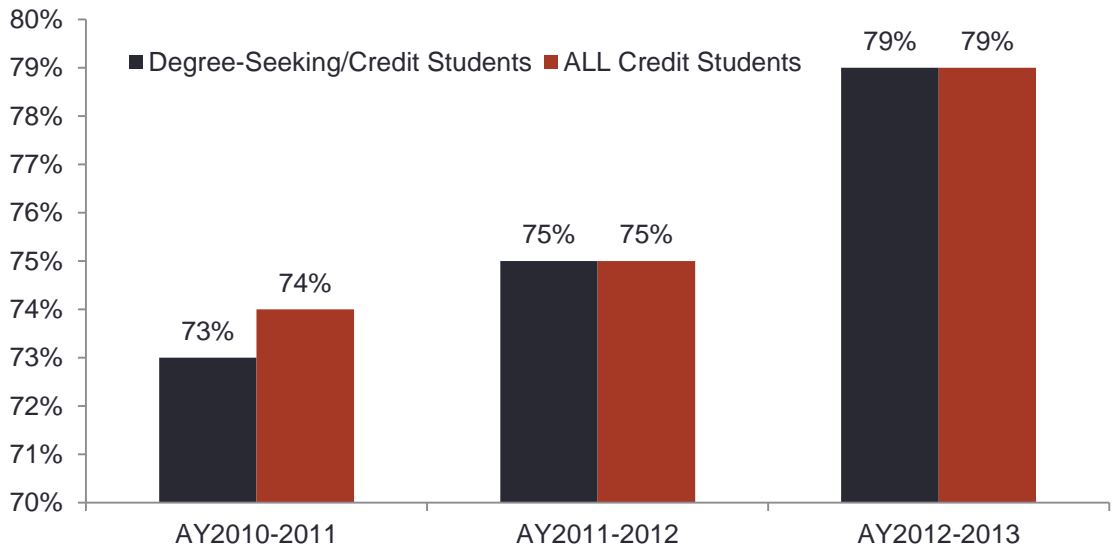


*Source: <http://www.mccs.me.edu/wp-content/uploads/RemedialReportJan2014.pdf>

Gateway* Course Successful Completion: Anatomy & Physiology



Gateway* Course Successful Completion: College Algebra



*Gateway courses are required for Career and Trade degree studies and have a high enrollment of first year students. Successful completion of these courses are critical for successful student retention and degree completion. Gateway courses are often defined as courses that are lower in division, foundational in nature, have high enrollment of students and are higher in risk for non-completion. Success in these courses often correlate with successful retention and completion of students in post-secondary institutions.

Graduates Passing Credentialing Exams*

	AY2011-12	AY2012-13	AY2013-14
Trades & Technology			
Applied Electronics and Computer Technology:			
PC Pro Certification (Administration of Exams began in Fall 2013)	N/A	N/A	90%
Network PRO Certification (Administration of Exams began in Fall 2013)	N/A	N/A	100%
Energy Services Technology: (First Cohort Enrolled in Fall 2012)			
A Total of 5 exams needing completion in order to be eligible for the Maine Propane Maine Propane/Natural Gas Appliance Installation and Service License	N/A	N/A	100%
	N/A	N/A	100%
	N/A	N/A	100%
	N/A	N/A	100%
	N/A	N/A	100%
EPA 608 Refrigerant Certification	N/A	100%	100%
Allied Health			
Emergency Medical Technology: Advanced Emergency Care Certificate leads to Maine State licensure and national registration as an Advanced Emergency Technician.	N/A	86%	56%
Emergency Medical Technology: Paramedic certificate leads to Maine State Licensing and national registration.	100%	81%	89%
Health Information Technology: Registered Health Information Technicians: the Commission on Accreditation for Health Informatics and Information Management Education (CAHIIM), Accreditation Services c/o AHIMA, to qualify as a health information management specialist.	100%	100%	100%
Medical Assisting: Medical Assisting Certification (AMMA): the Commission on Accreditation of Allied Health Education Programs on recommendation of the Curriculum Review Board of the American Association of Medical Assistants' Endowment to qualify as a certified Medical Assistant.	92%	75%	PG*
Occupational Therapy Assistant: National Board for Certification in Occupational Therapy, Inc., The Accreditation Council for Occupational Therapy Education; national exam to qualify as a COTA (Certified Occupational Therapy Assistant).	94%	82%	PG*
Physical Therapist Assistant: Physical Therapy Assistant Licensing Exam, the Commission on Accreditation in Physical Therapy Education of the American Physical Therapy Association; a national exam to qualify as a Physical Therapy Assistant	100%	100%	PG*
Radiologic Technology: ARRT, the Joint Committee on Education in Radiologic Technology (JRCERT); to qualify as registered Radiologic Technician	100%	81%	93%
Respiratory Therapy: National Board of Respiratory Care Exam. The Commission on Accreditation of Allied Health Education Programs in collaboration with the Committee on Accreditation for Respiratory Care (COARC); a national exam to qualify as a Respiratory Therapist.	92%	100%	PG*
Sonography: Registry exams offered through the American Registry of Diagnostic Medical Sonographers (ARDMS); this program offers certifications in three areas: Abdominal, Ob/Gyn and Ultrasound Physics and Instrumentation. These are national exams to qualify as a registered Sonographer (ultrasound) certified in these specialties.	100%	100%	PG*
Nursing			
Nursing: NCLEX-RN: "First Time" Test Takers Pass Rates	92%	96%	86%

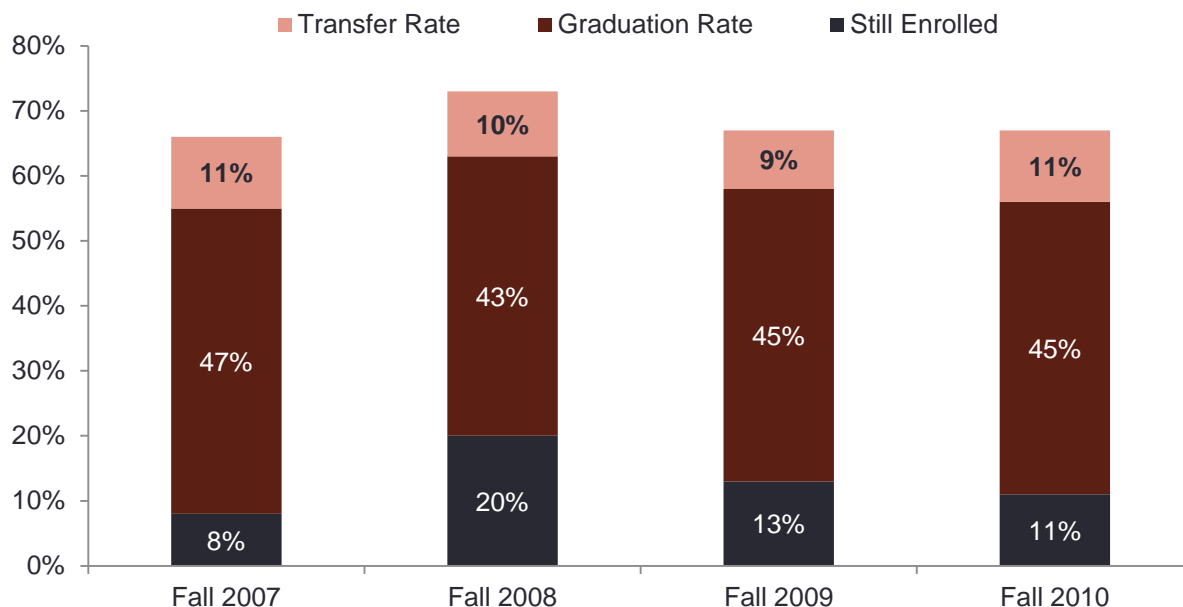
A credentialing examination is administered under the direction of a state or national credentialing board.
 PG = Examination is conducted post-graduation therefore data is not yet available for Spring 2014 graduating students.

Cohort Graduation, Transfer and Persistence Rates

Initial Enrollment at KVCC	Cohort Size	Number Still Enrolled at KVCC (as of 2013)	Number of Graduates	Number of Transfers	Graduation Rate	Transfer Rate	Persistence Rate
Fall 2007 Cohort	213	18	99	23	47%	11%	66%
Fall 2008 Cohort	287	56	124	29	43%	10%	73%
Fall 2009 Cohort	324	43	146	30	45%	9%	67%
Fall 2010 Cohort	313	34	141	33	45%	11%	67%

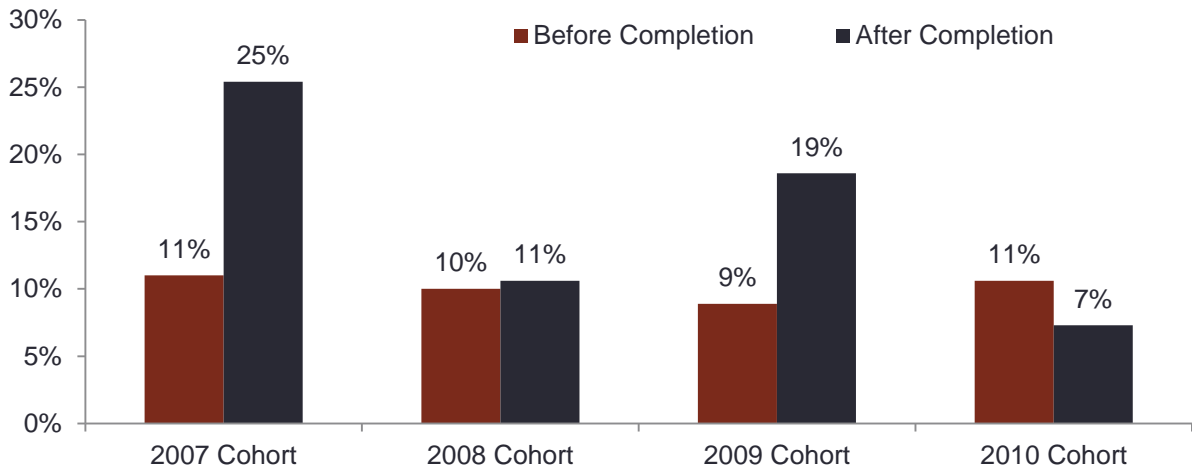
- The cohort is defined as a full-time students attending KVCC for the first time in the Fall of the academic year.
- The percentages in the above table and the chart below reflect the students' status within 150% of the normal time required to complete a degree.
- The transfer percentages in the above table and the chart below reflect only transferring students who did not graduate from KVCC.
- Persistence Rate is the combined percentage of students still enrolled, graduate and transferred at 150% of the normal time required to complete a degree.

Persistence Rate Summary: Retention, Transfer and Graduation Rates*



* At 150% normal time

Transfer of First Time, Full-Time Cohorts



- The cohort is defined as a full-time students attending KVCC for the first time in the Fall of the academic year.
- The percentages reflect the students' status within 150% of the normal time required to complete a degree.

Institutions to Which KVCC Students Have Transferred *(2007-2012 Cohorts)*

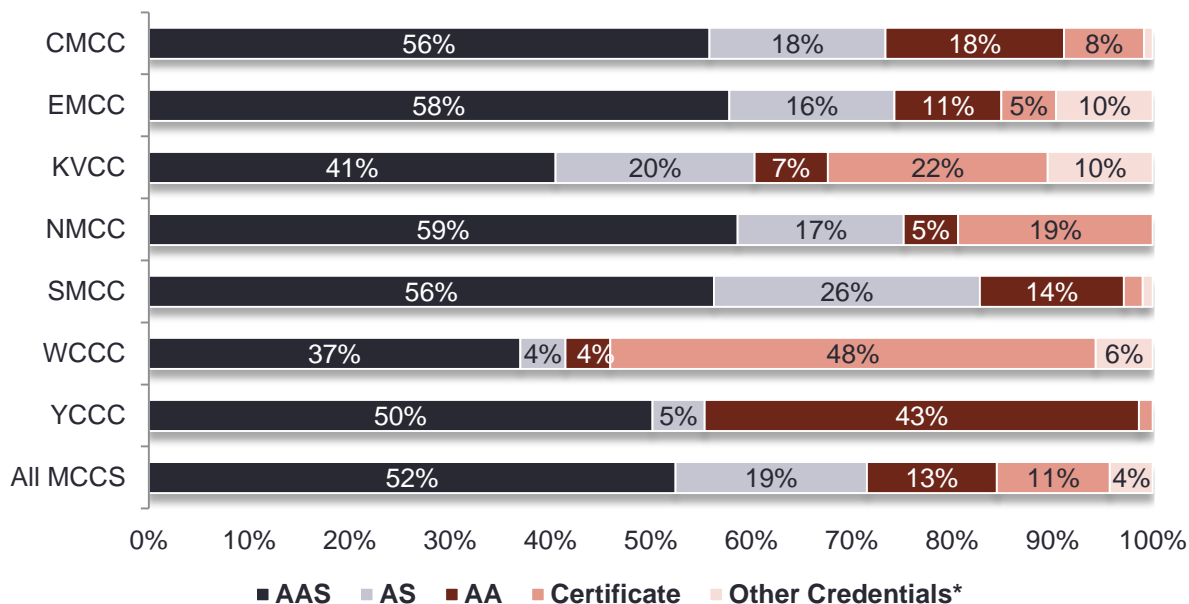
- Bridgewater State University
- Brigham Young University
- Champlain College
- Cochise University
- Gordon College
- Grand Canyon University
- Granite State College
- Hesser College
- Husson University
- Kaplan University
- Maine Maritime Academy
- New England School of Communications
- Pennsylvania State University
- Thomas College
- Southeastern University
- SUNY Fashion Institute
- Unity College
- University of Maine Augusta
- University of Maine Farmington
- University of Maine Fort Kent
- University of Maine Orono
- University of Maine Presque Isle
- University of Minnesota Twins City
- University of New England
- University of North Carolina
- University of Phoenix
- University of Southern Maine
- Utah State
- Webster University

Program Completions

	Award Type	2011-12	2012-13	2013-14
Allied Health and Nursing				
Advanced Emergency Care	AAS	4	9	2
Advanced Emergency Care	C	16	27	10
Paramedic	C	12	15	10
Health Information Technology	AAS	8	17	11
Massage Therapy	C	7	9	6
Medical Assisting	AAS	7	20	21
Phlebotomy	C	11	19	7
Medical Office Management	AAS	12	3	0
Nursing	AS	29	36	41
Occupation Therapy Asstistant	AAS	16	13	13
Physical Therapy Assistant	AAS	15	18	15
Radiologic Technology	AS	19	15	11
Computed Tomography	AC	0	2	0
Respiratory Therapy	AS	11	7	11
Sonography	AC	10	5	9
Trades and Technology				
Applied Electronics & Computer Technology	AAS	9	7	8
Engineering Technician Option	AAS	1	1	1
Career Services	AAS	0	1	1
Electrical Lineworker	C	23	24	19
Electrical Technology	AAS	21	19	10
Electrical Technology	C	2	7	4
Energy Services Technology	AAS	0	0	11
Precision Machine Technology	AAS	9	2	4
Precision Machine Technology	C	0	2	0
Pulp & Paper Technology	AAS	3	2	8
Pulp & Paper Technology	C	7	0	1
Business				
Accounting	AAS	10	13	10
Finance	AAS	2	0	0
Marketing/Mangement	AAS	22	24	21
English & Humanities				
Liberal Studies	AA	30	33	35
Math and Science				
Biological Sciences	AS	7	5	6
Computer Aided Drafting & Design	AS	5	5	4
Computer Information Systems	AS	14	8	14
Computer Information Systems	C	1	1	1
Geographic Information System	AS	1	0	0
General Science-BIO	AS	0	0	2
General Science-Health	AS	0	0	2
General Science-Prepharmacy	AS	0	0	0
Health Science Preperation	C	4	0	0
Social Sciences				
Autism Spectrum Disorder Studies	AAS	0	0	3
Early Childhood	AAS	23	27	23
Infant & Toddler	AC	7	0	0
ED Special Education	AAS	0	1	0
ED Speech/Language	AAS	7	7	3
Mental Health	AAS	19	23	17
Total Completions		404	427	375

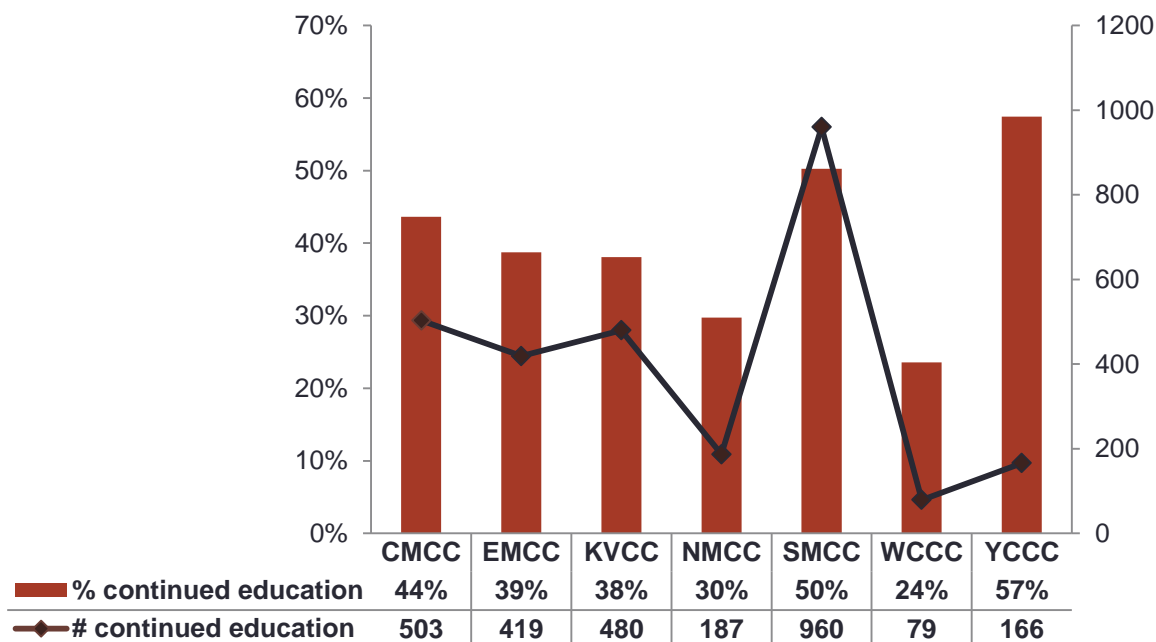
Student Success

Type of Credential Earned by 2009, 2010 and 2011 Maine Community College Graduates**



*Includes the following: Diploma, Certificate of less than 1 Year, and Advanced Certificate

Number and Percentage of Maine Community College Graduates Who Pursued Further Education**



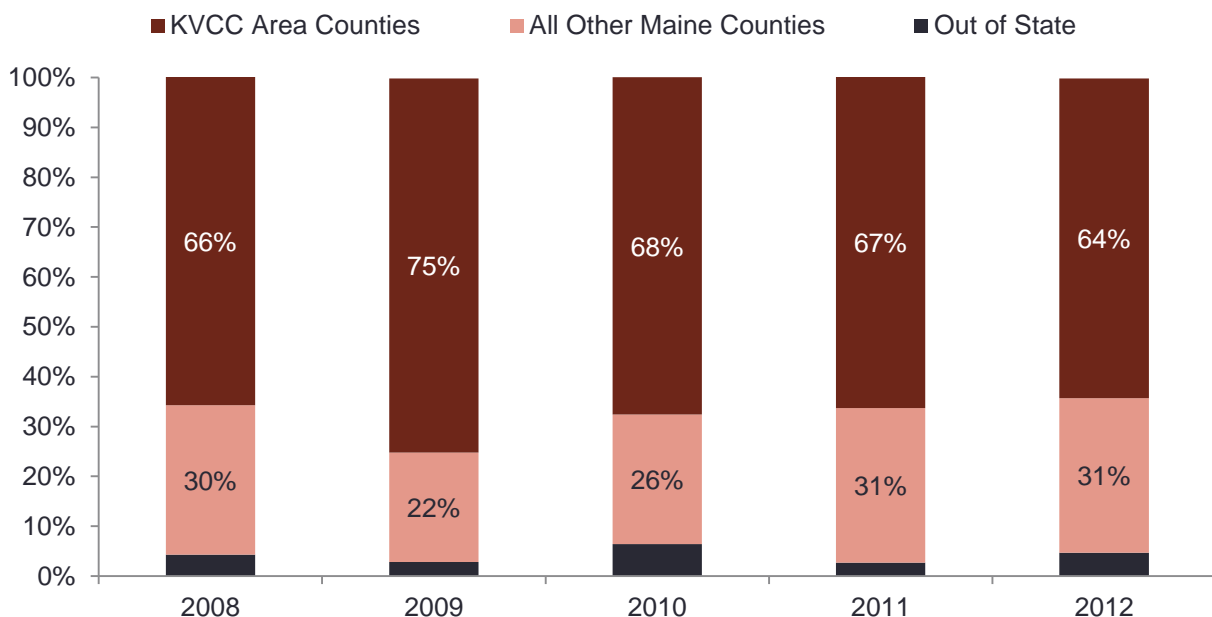
**Source: Profile of Maine Community College Graduates: 2009-2010-2011; Wayne Boardman and Diane Vickrey; September 2014

Mean Annual Wages of 2009 and 2012 Graduates in High Demand, High Skilled Occupations*

Program	2009	2012
Allied Health & Nursing		
Nursing	\$47,893	\$52,499
Radiology Technology	\$40,131	\$47,112
Respiratory Therapy	\$41,384	\$48,214
Trades & Technology		
Electrical Technology	\$26,297	\$31,200
Electrical Lineworker Technology	\$37,216	\$44,741

* Self-Reported data collected from the graduate tracer study administered at six months post graduation

Employment by Location for KVCC Graduates*



*KVCC Area Counties include Kennebec, Somerset, Waldo and Knox Counties

SECTION 6: STUDENT FINANCIAL ASSISTANCE



*Culinary Arts Kitchen
Alfond Campus*

Fairfield Campus
92 Western Avenue
Fairfield, Maine 04937



Harold Alfond Campus
15 Stanley Road
Hinckley, Maine 04944

www.kvcc.me.edu

1-800-528-5882

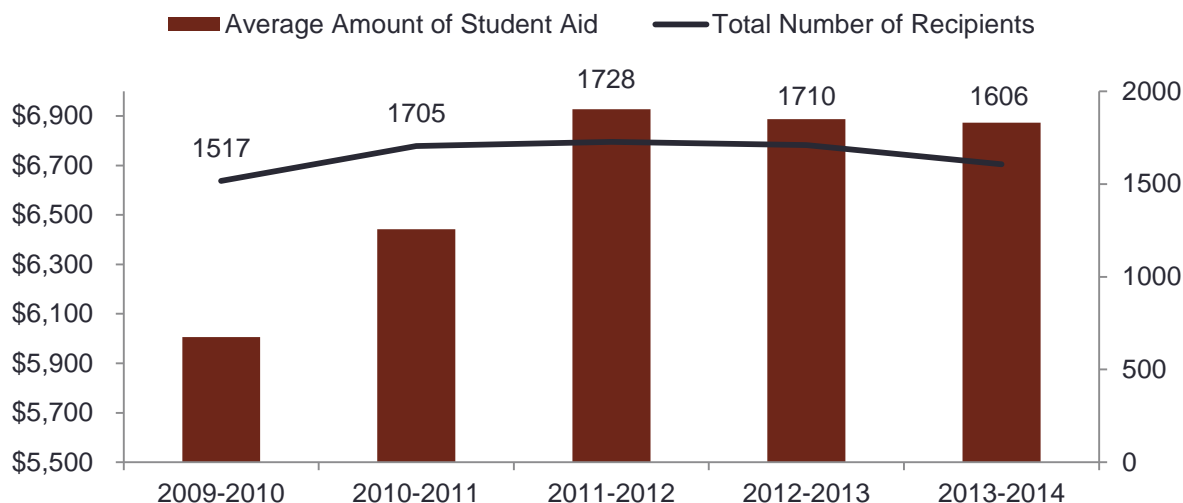
Student Financial Assistance

Student Financial Aid: 2009 – 2014*

		2009-2010	2010-2011	2011-2012	2012-2013	2013-2014
AWARDS/BENEFITS						
Pell	Number of Pell Students	1085	1292	1325	1283	1174
	Total Pell Award	\$3,542,742	\$4,658,921	\$4,529,232	\$4,240,435	\$3,863,419
Other Federal	Number of Other Federal Award Students	319	228	180	190	192
	Total Other Federal Award	\$371,637	\$324,919	\$257,352	\$153,774	\$112,465
Work Study	Number of Work Study Students	48	33	29	30	25
	Total Work Study Award	\$55,647	\$46,323	\$43,654	\$40,832	\$38,576
State	Number of State Benefit Students	802	898	911	899	734
	Total State Award	\$1,243,124	\$1,227,711	\$1,109,991	\$905,807	\$673,389
Institutional /Tuition Waiver	Number of Institutional/ Tuition Waiver Students	195	271	189	219	278
	Total Institutional /Tuition Waiver Award	\$227,043	\$251,270	\$260,549	\$203,726	\$265,695
KVCC Foundation	Number of KVCC Foundation Students	136	133	184	151	186
	Total KVCC Foundation Award	\$84,575	\$86,023	\$124,699	\$104,881	\$146,825
Private Sector	Number of Private Sector Award Students	119	120	117	137	145
	Total Private Sector Award	\$167,682	\$150,966	\$156,069	\$180,962	\$191,509
VA Benefits	Number of VA Benefit Students	92	113	117	128	135
	Total VA Benefit Award	\$575,118	\$847,865	\$844,787	\$1,021,158	\$1,099,890
LOANS						
Federal Loans inc. PLUS	Number of Federal Loan Students	732	793	912	901	862
	Total Federal Loan	\$2,808,987	\$3,349,448	\$4,576,425	\$4,835,860	\$4,574,206
Private Education Loans	Number of Private Education Loan Students	6	8	11	12	10
	Total Private Education Loan	\$34,465	\$40,171	\$67,830	\$90,859	\$70,559
Total Amount of Awards/Benefits/Loans		\$9,111,020	\$10,983,617	\$11,970,588	\$11,778,294	\$11,036,533

*Data is based on time period of July 1st to June 30th

2009 – 2014: Average Amount of Student Aid

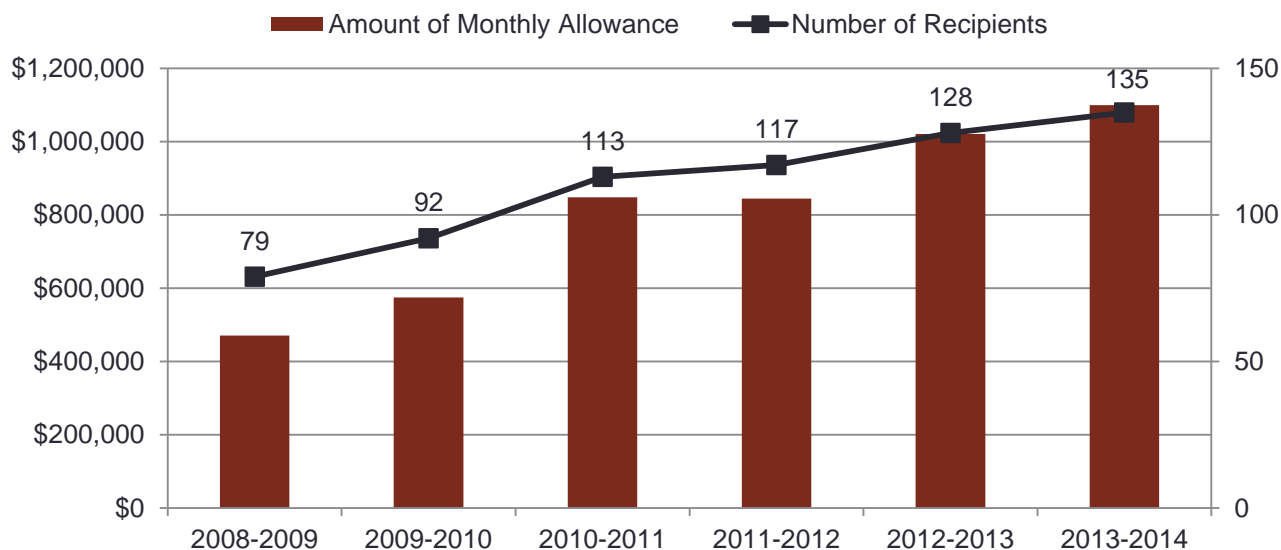


Amount of Tuition Waivers Authorized 2013-2014

Type of Waiver	Total Awarded
KVCC Employee Dependent	\$18,018.00
KVCC Employee Waiver	\$4,248.00
Native American Tuition Waiver (State of Maine)	\$3,124.00
Veteran's Dependent Waiver (US Veterans Affairs)	\$31,959.00
High School Tuition Waiver	\$26,133.34
Dual Enrollment Waiver	\$267,193.04
Other Waivers	\$3,300.00
Total ALL Authorized Waivers 2013-2014	\$353,975.58

Student Financial Assistance

United States Veterans Affairs Benefits*



*Veteran Affairs numbers include benefits awarded directly to the student and amounts directly awarded to KVCC

All credit programs and some non-credit courses are approved by the Maine State Approving Agency for Veterans Education Programs for the use of the various VA educational assistance programs, more commonly known as “GI Bills.” Qualified military personnel, veterans, and their eligible dependents who are enrolled in approved programs may apply for VA benefits through the KVCC Financial Aid Office.

United States Department of Labor Trade Adjustment Act

Number of Students at KVCC in 2013-2014	Total Amount Paid to KVCC by TAA	Average Amount per Student
7	\$21,143	\$3,020

The Trade Adjustment Assistance (TAA) Program is a federal entitlement program that assists U.S. workers who have lost or may lose their jobs as a result of foreign trade. This program seeks to provide adversely affected workers with opportunities to obtain the skills, credentials, resources, and support necessary to become reemployed.

http://www.doleta.gov/tradeact/docs/program_brochure2014.pdf

SECTION 7: KVCC FOUNDATION



*All that Jazz Event
Spring 2014*

Fairfield Campus
92 Western Avenue
Fairfield, Maine 04937



Harold Alfond Campus
15 Stanley Road
Hinckley, Maine 04944

www.kvcc.me.edu

1-800-528-5882

KVCC Foundation

Mission

To provide area citizens with an accessible and affordable quality education. The KVCC Foundation Board of Trustees achieves this goal by raising funds to promote and support all educational programs; to provide state-of-the art equipment and facilities; and to ensure access through scholarship funds for needy students.

History

The KVCC Foundation was established in 1991 with the goal of supporting both the College and its students. The Foundation has raised an endowment portfolio of over \$3.8 million to support student scholarships, technology and equipment upgrades, and access to student support services. Since its inception, the Foundation has awarded over \$1.1 million in student scholarships, opening the doors to education for more than 1,200 KVCC students.

Why Scholarships?

Students often struggle to fill the gap between financial aid awards and the total cost of college (tuition, books, tools, transportation, childcare, etc). For many, this task is insurmountable without scholarship support. A scholarship increases a student's ability to access, persist, and complete a college program, often shortening the time from enrollment to degree, particularly for low-income students. Scholarships frequently make the difference in empowering a student to attend college full- or part-time, reduce student loan debt, and decrease the likelihood of a student leaving school due to financial hardship.

KVCC Foundation Events

The KVCC Foundation hosts two annual events aimed at raising funds for student scholarships and academic resources. The Spring *Gala* is the Foundation's largest event. The Summer Golf Tournament has generated scholarship funds for 18 consecutive years

2013-2014: KVCC Foundation Balance

	Balance
Endowed Scholarships	\$2,670,690
Non-Endowed Scholarships	\$926,143
Other funds	\$300,345
Total Funds <i>(as of June 30, 2014)</i>	\$3,897,178

Every day at KVCC, we witness lives in transformation, and although you will find dollar amounts listed on this page, there is no way to quantify or qualify the true value of support provided by the KVCC Foundation's numerous benefactors.

Thanks to true generosity, 213 students were empowered to attend KVCC courses during the 2013-2014 academic year knowing that many generous supporters believed in them. Collectively, these scholarship recipients were awarded \$154,147, funds which significantly reduced the financial burden of college enrollment for these deserving students.

The successes of KVCC students are made possible through the generosity of KVCC Foundation supporters. Gifts are an investment in the lives of our students and our community; the gift of education is the gift of a brighter future.

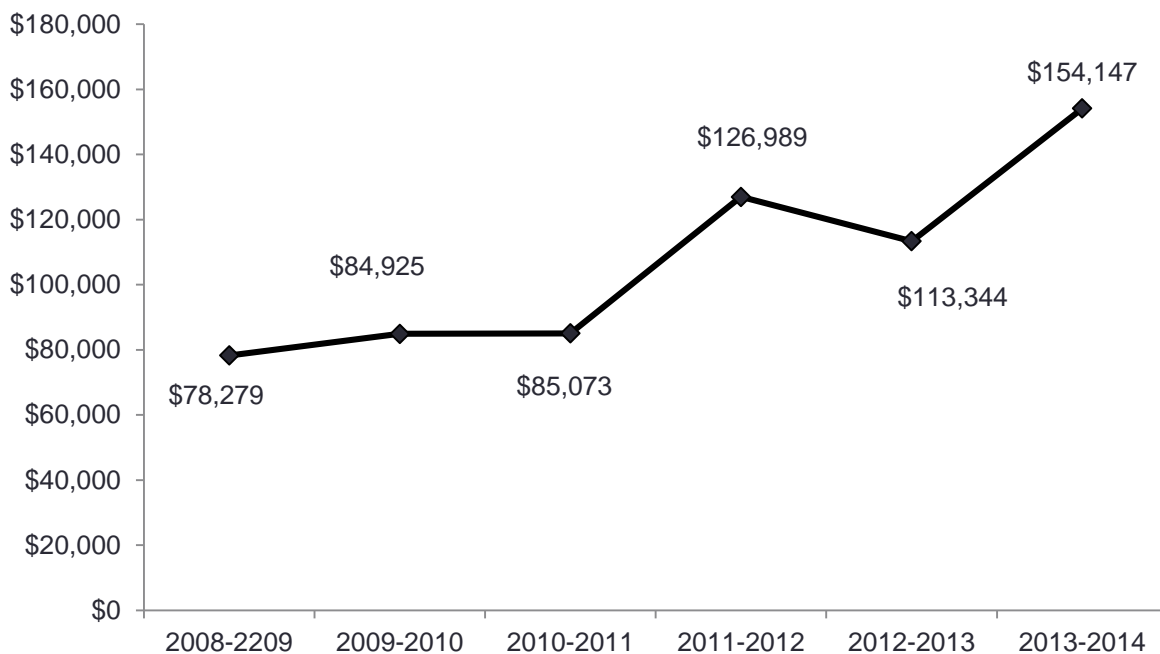
2013-2014: KVCC Foundation Fundraising Contributions

	Amount
Funds to Support KVCC Academic Programs	\$202,512
Endowed Scholarships	\$28,369
Non Endowed Scholarships	\$39,883
All Other Charitable Event Contributions	\$24,923
An Evening of Jazz	\$65,494
Total 2013-2014 (as of June 30, 2014)	\$361,181

"Healthcare is my passion and I was in search of a school to provide me with the best possible education. I am confident that I have found this with KVCC. I am currently working as an Advanced EMT. My educational experience at KVCC will allow me to be better able to serve the rural parts of Maine that I love so much. The Lunder Scholarship will help reduce my financial burden and it will help show our children how important lifelong learning truly is! Please accept my gratitude for your support. The Lunder Scholarship is helping me to reach my goal of becoming a Registered Nurse!"

---Meredith Young (Class of 2015)

Since 1991,
The KVCC Foundation has awarded over
\$1.1 million in student scholarships;
opening the doors to education for more than
1,200 students



"I am both pleased and humbled to have been chosen as a recipient of the KVCC Foundation Scholarship. I extend a heart-felt thank you for such a generous gift and for your support. I am beginning a new chapter in my life and am now pursuing a journey that has always been important to me since my adolescent years picking potatoes in Aroostook County. My financial resources are limited but with this opportunity I am able to pursue a life-long passion and plan a business venture as well. Thank you for your generosity in supporting me through the KVCC Sustainable Agriculture Program and in my journey to a healthier and more prosperous life." ----Robin Robinson Garland (Class of 2015)

SECTION 8: INSTITUTIONAL FINANCIAL DATA

*Sustainable Agriculture Farm
Alfond Campus*



Fairfield Campus
92 Western Avenue
Fairfield, Maine 04937



Harold Alfond Campus
15 Stanley Road
Hinckley, Maine 04944

www.kvcc.me.edu

1-800-528-5882

Institution Financial Data

2013-2014: Active Federal Grants

Name	Purpose	Amount	Start	End
National Science Foundation Energy Services and Technology Services Grant	Academic Programming: Energy Services Technology	\$735,844	09/01/2012	08/31/2015
Department of Energy Solar Grant	Academic Programming: Solar Energy	\$1,000,000	07/01/2012	12/31/2014
Rural Development Energy Grant	High level of renewable energy technical assistance to farms and small rural businesses throughout Maine.	\$100,000	06/30/2014	06/30/2014
Maine Department of Health & Human Services Grant	Academic Programming: Health Information Technology	\$198,435	07/29/2013	02/12/2014
United States Department of Agriculture Planning Grant	Planning Grant: Sustainable Agriculture	\$22,758	07/05/2011	07/14/2013
Trade Adjustment Assistance Community College Career Training Grant 1	Academic Programming: Energy Services Technology	\$320,000	07/01/2012	06/30/2014
Trade Adjustment Assistance Community College Career Training Grant 2	Academic Programming: Sustainable Agriculture & Culinary Arts	\$2,500,000	10/01/2012	09/30/2016
Trade Adjustment Assistance Community College Career Training Grant 3	Academic Programming: Maine is IT!	\$2,161,343	10/01/2013	09/30/2017
Department of Education Title III Grant	Strengthening Institutions: Retention, Completion & Transfer	\$1,633,508	10/01/2011	09/30/2016
TRiO Grant	Student service program to identify and provide services for individuals from disadvantaged backgrounds.	\$863,372	08/31/2010	08/31/2015
Carl D. Perkins Career and Technical Education	Academic Programming: Career and Technical Education programs	\$305,686	07/01/2013	06/30/2014
Carl D. Perkins Career and Technical Education	Non-Traditional by Gender, Childcare & Transportation Support for Students in Career and Technical Education programs	\$23,513	07/01/2013	06/30/2014
Total 2013-2014		\$9,864,459		

2013-2014: Active State of Maine Bond and Maine State Grant Dollars

Name	Purpose	Amount	Start	End
State of Maine Quality Center	Professional Development and Leadership Training: Lohmann Animal Health	\$17,004	02/25/2013	07/01/2013
State of Maine Quality Center	Welding Project	\$127,623	06/08/2013	03/28/2014
2010 State Bond	Building Renovations & Energy Upgrades	\$740,000	07/01/2010	06/30/2015
2013 State Bond	Building Renovations and Capital Projects	\$2,000,000	01/01/2014	12/31/2019
Total 2013-2014		\$2,884,627		

2013-2014: Active Private Grant Dollars

Name	Purpose	Amount	Start	End
Harold Alfond Foundation	Building Renovations and Capital Projects at Alfond Campus	\$15,630,000	01/23/2012	06/30/2017
Maine Educational Loan Marketing Corporation Grant	Student Advising and Transfer	\$17,958	10/23/2013	06/30/2014
KVCC Foundation –Maine Timberland Charitable Trust	Planning Grant: Forest Technology Degree Program	\$135,985	12/18/2013	12/18/2014
Sam Cohen Foundation	Academic Programming: Early Childhood Education Online Learning	\$233,381	07/01/2012	06/30/2016
Jane's Trust	Academic Programming: Sustainable Agriculture	\$100,000	12/19/2012	01/31/2015
KVCC Foundation – Major Donor	Culinary Arts Demonstration Classroom and Lab	\$37,500	07/25/2013	06/30/2014
Sewell Family Foundation	Academic Programming Sustainable Agriculture	\$150,000	06/04/2013	06/04/2014
Total 2013-2014		\$16,304,824		

Statement of Revenues, Expenditures and Changes in Net Assets

			FY 2010	FY 2011	FY 2012	FY 2013	FY 2014
Operating Revenue:							
Tuition and Fees			\$ 4,734,463	\$ 5,048,622	\$ 5,157,116	\$ 5,135,571	\$ 4,999,273
Less: scholarship allowances			\$ (4,390,260)	\$ (5,581,543)	\$ (5,526,530)	\$ (5,294,950)	\$ (4,715,893)
Net student fees			\$ 344,203	\$ (532,921)	\$ (369,414)	\$ (159,379)	\$ 283,380
Federal Grants - ARRA			\$ 36,000	\$ 765,740	\$ 5,075	\$ 0	\$ 0
Federal Grants			\$ 4,738,290	\$ 6,201,892	\$ 6,289,954	\$ 6,209,446	\$ 6,744,942
State and Local grants and contracts			\$ 435,750	\$ 539,644	\$ 601,750	\$ 537,750	\$ 439,250
Non-governmental grants and contracts			\$ 601,668	\$ 948,163	\$ 558,417	\$ 686,375	\$ 538,969
Auxiliary Enterprises			\$ 1,104,963	\$ 1,106,240	\$ 1,118,068	\$ 1,062,767	\$ 932,813
Other operating revenues			\$ 115,384	\$ 69,952	\$ 99,235	\$ 154,545	\$ 136,033
Total operating revenue			\$ 7,376,258	\$ 9,098,710	\$ 8,303,085	\$ 8,491,504	\$ 9,075,387
Operating Expenses:							
Instruction			\$ 5,527,086	\$ 6,302,955	\$ 6,209,678	\$ 6,000,516	\$ 7,027,712
Public service			\$ 41,505	\$ 0	\$ 0	\$ 37,173	\$ 62,827
Academic support			\$ 1,426,684	\$ 1,581,883	\$ 1,619,385	\$ 1,824,697	\$ 1,813,928
Student Services			\$ 1,287,964	\$ 1,131,190	\$ 1,220,163	\$ 1,299,094	\$ 1,390,721
Institutional Support			\$ 1,276,071	\$ 1,232,039	\$ 1,334,724	\$ 1,349,238	\$ 1,479,804
Operations and maintenance			\$ 959,642	\$ 1,092,195	\$ 1,239,560	\$ 1,369,392	\$ 1,572,456
Student Aid			\$ 61,762	\$ 50,188	\$ 47,911	\$ 44,562	\$ 42,312
Auxiliary Enterprise			\$ 1,116,682	\$ 908,244	\$ 1,044,031	\$ 1,011,808	\$ 883,469
Depreciation and amortization			\$ 638,385	\$ 804,451	\$ 928,303	\$ 1,059,584	\$ 1,158,686
Total operating expenses			\$ 12,335,781	\$ 13,103,145	\$ 13,643,755	\$ 13,996,064	\$ 15,431,915
Operating loss			\$ (4,959,523)	\$ (4,004,435)	\$ (5,340,670)	\$ (5,504,560)	\$ (6,356,528)
Non-operating revenues (expenses)							
State Appropriations			\$ 5,271,170	\$ 5,322,110	\$ 5,562,480	\$ 5,926,580	\$ 6,103,248
Other state revenue			\$ 0	\$ 0	\$ 0	\$ 0	\$ 63,590
Gifts			\$ 41,340	\$ 11,841	\$ 314,278	\$ 22,169	\$ 14,857
Investment income			\$ 23,418	\$ 39,892	\$ 10,899	\$ 29,446	\$ 37,319
Interest expense			\$ (4,865)	\$ (40,966)	\$ (39,378)	\$ (37,742)	\$ (36,056)
Net non-operating revenues			\$ 5,331,063	\$ 5,332,877	\$ 5,848,279	\$ 5,940,453	\$ 6,182,958
Capital Grants			\$ 102,046	\$ 0	\$ 10,560,000	\$ 6,500	\$ 0
Proceeds from state for capital asset acquisition			\$ 1,242,290	\$ 791,486	\$ 448,245	\$ 46,136	\$ 444,924
Other non operating expenses			\$ 200	\$ 0	\$ (23,068)	\$ (96,000)	\$ 0
Inter campus transfers			\$ (5,454)	\$ (5,225)	\$ 83,384	\$ 2,211,424	\$ 411,167
Increase in net assets			\$ 1,710,622	\$ 2,114,703	\$ 11,576,170	\$ 2,603,953	\$ 682,521
NET Assets							
Net Assets - beginning of year			\$ 10,716,380	\$ 12,427,002	\$ 14,541,705	\$ 26,117,875	\$ 28,721,828
Net assets - end of year			\$ 12,427,002	\$ 14,541,705	\$ 26,117,875	\$ 28,721,828	\$ 29,404,349

SECTION 9: EMPLOYEES



*Community Day,
Fairfield Campus*

Fairfield Campus
92 Western Avenue
Fairfield, Maine 04937



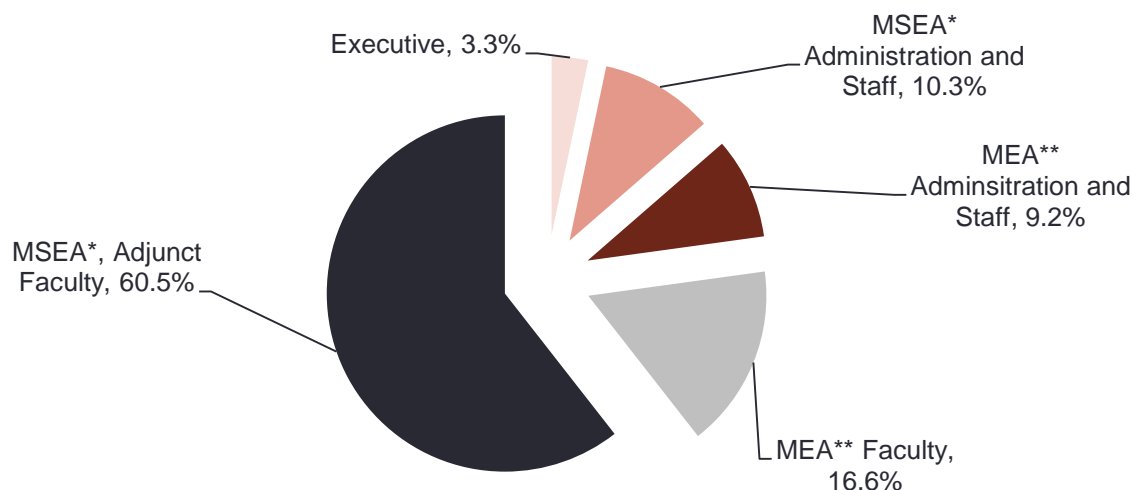
Harold Alfond Campus
15 Stanley Road
Hinckley, Maine 04944

www.kvcc.me.edu

1-800-528-5882

Employees

2013 – 2014: Type of Employees



Status of Employees

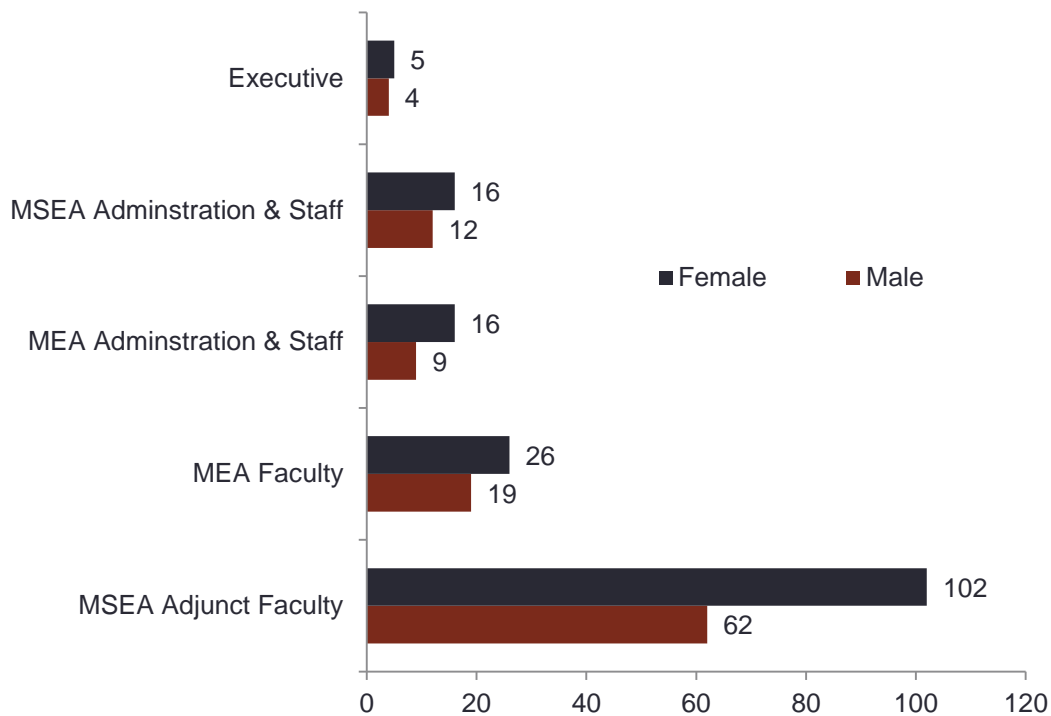
Status	Full-Time	Part-Time	Total
Executive	8	1	9
MSEA* Administration and Staff	24	4	28
MEA** Administration and Staff	21	4	25
MEA** Faculty	45	0	45
MSEA* Adjunct Faculty	0	164	164
Total	98	173	271

*Maine State Employees Association

** Maine Education Association

Employees

Gender of Employees



Faculty Salary

Faculty	Male	Female	Total
Number of Faculty	19	26	45
Total Salary	\$1,076,980	\$1,540,991	\$2,617,971
Average Salary	\$56,367	\$59,269	\$58,177

SECTION 10: BUSINESS & INDUSTRY/ PROFESSIONAL DEVELOPMENT



Energy Services Technology Lab,
Fairfield Campus

Fairfield Campus
92 Western Avenue
Fairfield, Maine 04937



Harold Alfond Campus
15 Stanley Road
Hinckley, Maine 04944

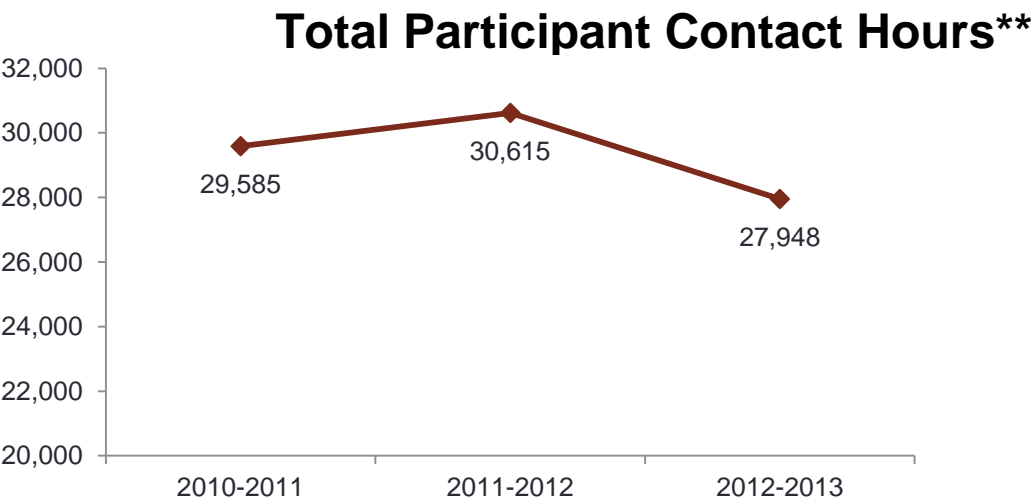
www.kvcc.me.edu

1-800-528-5882

Workshops, Seminars & Courses

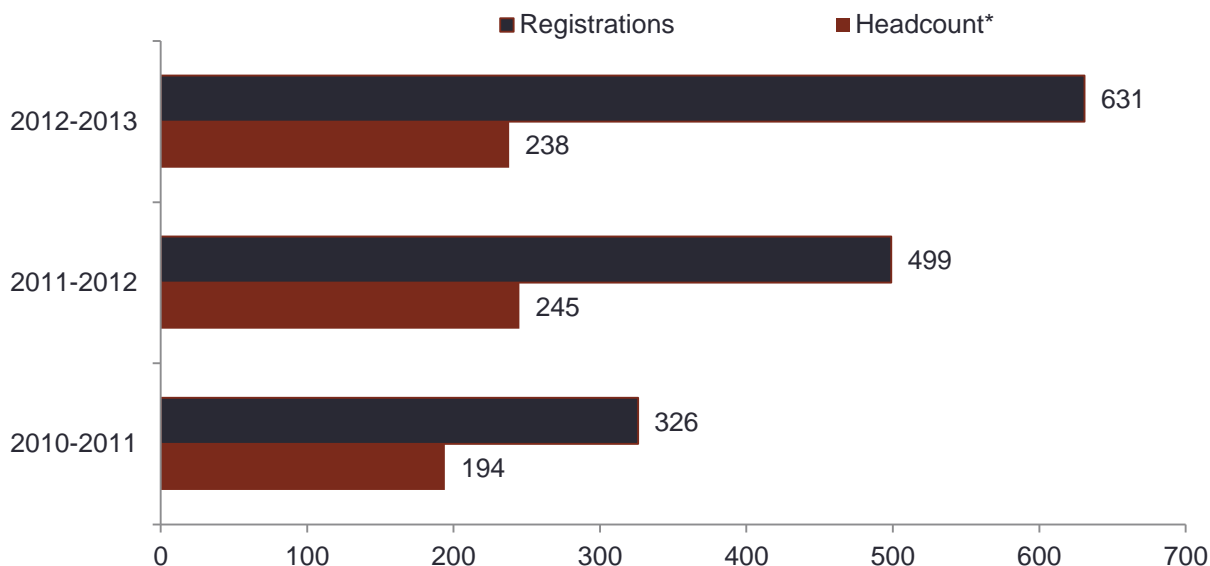


**Unduplicated: Each participant's social security number is counted only one time during the 12-month period.*



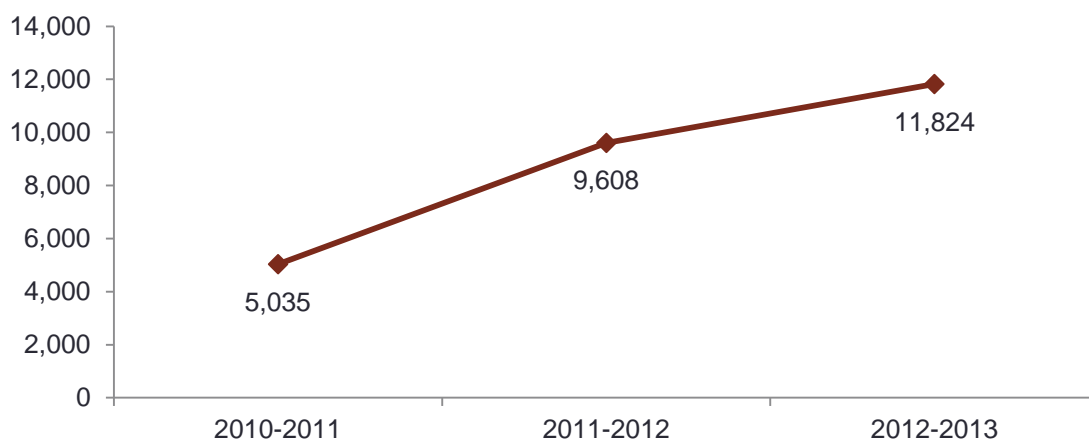
***Calculated by multiplying the number of contact hours by participant headcount in each non-credit course offered during the fiscal year, then adding the results together to reach the total.*

Contract Training (Including State of Maine Quality Center Professional Development Grant)



**Unduplicated: Each participant's social security number is counted only one time during the 12-month period.*

Total Participant Contact Hours (Including State of Maine Quality Center Professional Development Grant)**



***Calculated by multiplying the number of contact hours by participant headcount in each non-credit course offered during the fiscal year, then adding the results together to reach the total.*

Business & Industry/Professional Development

Employers to which KVCC has provided contract training

Adult Ed

- Augusta Adult Ed
- Belfast Adult Ed
- Fairfield Adult Ed
- Gardiner Adult Ed
- Rockland/MCSTA Adult Ed
- Skowhegan Adult Ed
- Thorndike Adult Ed

State Government

- Maine Legislature
- Maine State Plan Office

High Schools, Technical Centers and Colleges

- Capital Area Technical Center
- Carrabec High School
- Colby College
- Cony High School
- Erskine Academy
- Lawrence High School
- Madison Area High School
- Maranacook Community High School
- Messalonskee High School
- Mid Coast School of Technology
- Mid Maine Technical Center
- Searsport District High School
- Somerset Career & Technical Center
- Skowhegan Area High School
- Waldo County Technical Center
- Waterville High School
- Winslow High School

Business & Industry

- AE Hudson
- Backyard Farms
- Child Development Services
- Discovery House
- Efficiency Maine
- Fisher Engineering
- FMH-Farmington
- Hammond Lumber Company
- Holiday Inn
- Huhtamaki
- J & R Metal Frames
- KVCAP
- Kennebec Learning Center
- Lohman
- Maine Association of Building Efficiency Professionals
- Maine Oxy
- Medical Care Development
- MEMIC Safety Academy
- Mid State Machine
- Newport Industrial Fabrication
- SAPPI
- Unity Preschool
- UTC Fire & Safety
- Verso Paper
- Welding Quality Center

Municipalities

- Boothbay Harbor EMS
- City of Bangor
- Kingfield Fire Station
- Town of Albion
- Town of Boothbay Harbor
- Unity Ambulance

SECTION 11: A LOOK TO OUR FUTURE



Fairfield Campus
92 Western Avenue
Fairfield, Maine 04937



Harold Alfond Campus
15 Stanley Road
Hinckley, Maine 04944

www.kvcc.me.edu

1-800-528-5882

Acquisition of the Harold Alfond Campus

Kennebec Valley Community College (KVCC) has begun the largest expansion in its 43-year history.

Thanks to a \$10.85 million gift from the Harold Alfond Foundation, KVCC has acquired the central campus of the former Good Will-Hinckley (GWH) School, which encompasses approximately 600 acres of land and more than a dozen facilities including an academic building, modern recreation center, and farm. Officially announced at a press conference at the Blaine House in Augusta on Jan. 23 2012, the acquisition has set the stage for a new chapter of growth at KVCC that will dominate affairs at the College for many years to come. In May of 2012, the new campus was officially named KVCC's Harold Alfond Campus to acknowledge the generosity of the late philanthropist Harold Alfond and the Foundation that bears his name.

- The property includes a mix of fields, woods, and wetlands on the west side of U.S. Route 201 roughly bounded to the south by Green Road and to the north by Martin Stream. The parcel also includes frontage on the Kennebec River to the east of 201.
- Major structures acquired include the Alfond/Averill School building, the Alfond Recreation Center, Moody Memorial Chapel, and numerous smaller structures.
- KVCC also acquired the former Good Will-Hinckley farm - a 120-acre property now being revitalized which is central to new farm-to-table programs in sustainable agriculture, culinary arts, and food science.

Over time, The Alfond Foundation's gift will enable the Maine Community College System to expand the capacity of KVCC to offer academic programs unique to Central Maine such as an Associate of Applied Science in Sustainable Agriculture, Timber Framing, and an Exploration Center focused around KVCC's Early Childhood Education program.

While challenges abound, the opportunities afforded by the new Alfond Campus have positioned KVCC to grow far beyond anything envisioned before. The College will be proceeding carefully as that process unfolds, guided by the needs of its students and a desire to be a good steward of the historic property.

For KVCC these are exciting times. The acquisition has increased the College's acreage tenfold. Programs that would have been impossible at the current campus are suddenly feasible.

Harold Alfond Campus Takes Shape in 2013- 2014

In addition to the Alfond Foundation, KVCC's ability to access a variety of funding sources such as the Department of Labor Trade Adjustment Assistance Community College Career Training, State of Maine Bond, Sewell Foundation and other major contributions are helping to create state of the art learning facilities.

The campus took a huge step forward in the fall of 2013 as KVCC broke ground on a new, 16,500 square-foot classroom and laboratory building completed for the start of the 2014 fall semester, when KVCC officially opened the Alfond Campus to house the KVCC Center for Farm-to-Table innovation.

- The building contains classrooms, faculty offices, laboratories, a computer lab, a 60-seat tiered auditorium, a student lounge and informal learning space.
- This new structure is central to KVCC's transition to a two-campus college. Many of the college's existing academic programs located at the Fairfield campus have moved to an existing classroom building on the Alfond Campus in Hinckley for the Fall semester. These programs include Business, Education, Liberal Studies and Mental Health.
- Sustainable agriculture, culinary arts and food technology are based on the Alfond Campus, with sustainable agriculture based in the new building.
- Designed with the goal of achieving net zero energy status, the building will incorporate geothermal wells and a large photovoltaic panel array on its roof to supply electricity and energy for heating and cooling.

KVCC is committed to providing students on the Alfond Campus with access to each of the services that KVCC students have come to expect on the Fairfield campus. On the Alfond Campus, students can find access to services, such as enrollment, student orientation, registration, advising, and a Learning Commons complete with library services, computer access, tutoring, testing preparation and disability services.

Though geographically separated, the Fairfield and Alfond campuses are linked through technology and a history of institutional commitment by staff, administrators and faculty.

This modern facility will have a soft opening in January 2015. The Grand Opening of the Harold Alfond Campus is scheduled for August 2015.

Accreditation

Kennebec Valley Community College is accredited by the New England Association of Schools and Colleges, Inc. (NEASC) through its Commission on Institutions of Higher Education (CIHE).



New England Association of Schools and Colleges
Commission on Institutions of Higher Education (CIHE)

www.kvcc.me.edu

1-800-528-5882

Kennebec Valley Community College is an equal opportunity/affirmative action institution and employer. For more information please call 207-453-5123.



*Lunder Library
Fairfield Campus*