

**Annual Fact Book
2014-2015**

KVCC | **KENNEBEC VALLEY**
COMMUNITY COLLEGE
M A I N E

www.kvcc.me.edu

Forward from Kennebec Valley Community College President



I am delighted to release the second annual **Kennebec Valley Community College Fact Book**. The information and data presented in the 2015 KVCC Fact Book underscore the college's mission, vision, and values. It is built on a foundation that includes a focus on student involvement and successes, as well as the institution's commitment to local industry, community members and key organizations.

The KVCC Fact Book is meant to be an annual reference tool and will remain a work in progress. Information presented is intended to assist the College in becoming a data-driven institution that strives for

measurable results. The data presented in this report reflect all levels of the College operation – academic, financial, and demographic. They are presented in an effort to demonstrate transparency and integrity while serving to promote the overall quality of academic services and supports provided at KVCC. Routine monitoring of institutional capacity and tracking of program performance help the College in planning, decision making, and coherent integration of best practice standards

This publication is intended as a single, readily accessible, consistent source of information about the Kennebec Valley Community College, our community, its resources, and its operations. It is a summary of institutional data gathered from many areas of the College, compiled to capture the 2014-2015 Fiscal and Academic Year. Where appropriate, multiple years of data are provided for historical perspective. The 2015 KVCC Fact Book provides pertinent facts and figures valuable to administrators, faculty, staff, students and various external constituents to help engender a better understanding of the scope and progress of the College.

- There are twelve major sections to the 2015 KVCC Fact Book. Sections 2 through 7 focus on student characteristics, such as enrollment trends for degree-seeking and non-degree-seeking students, student success and engagement, and financial assistance.
- Institutional data is presented in sections 9 through 10. In these sections, the KVCC Fact Book reports on KVCC's Foundation as well as the College's financial data, including private and public grants that are critical in supporting the overall mission and purpose of the College.

In 2013 Kennebec Valley Community College began its largest expansion in its 43-year history with the addition of the Harold Alfond Campus in the nearby village of Hinckley, Maine. In Section 8, the Annual Fact Book "Growing the Alfond Campus" focuses on the vision and accomplishments to date in the establishment of the second campus.

At the request of my office, the 2015 KVCC Fact Book initiative was led by Karen Glew, Director of Institutional Research. Her work was supported with assistance from many partners across the College, including Enrollment Services, Financial Aid, Registrar, Department Chairs, Faculty, Administrators and Staff. I extend special thanks to Karen Glew for a second year of tireless effort and my sincere appreciation to everyone at KVCC who continue to contribute to this important publication.

With Every Good Wish,
Richard Hopper, President
Kennebec Valley Community College

Annual Fact Book

2014-2015 Academic Year

Table of Contents

	Welcome to KVCC	4
Section 1:	General Information	5
Section 2:	Profile of Fall 2014 Students	9
Section 3:	Trends for Credit Students	16
Section 4:	Trends for Concurrently Enrolled Students	25
Section 5:	Student Engagement & Satisfaction	29
Section 6:	Student Success	34
Section 7:	Student Financial Assistance	47
Section 8:	Growing the Alford Campus	52
Section 9:	KVCC Foundation	57
Section 10:	Institutional Financial Data	62
Section 11:	Employees	66
Section 12:	Business & Industry/Professional Development	69
	Accreditation	73



*Chapel
KVCC Alford Campus*

Welcome to Kennebec Valley Community College

Kennebec Valley Community College is located on two campuses in mid-Maine. Its 70-acre main campus in Fairfield is easily reached by taking Exit 132 off Interstate 95. The new 600-acre Harold Alfond Campus is located seven miles north of the Fairfield Campus on U.S. Route 201 in Hinckley, Maine.

Fairfield Campus

92 Western Avenue
Fairfield, Maine 04937
207-453-5000
1-800-528-5882

Harold Alfond Campus

15 Stanley Road
Hinckley, Maine 04944

*The KVCC Annual Fact Book is compiled
by:*

Office of Institutional Research

92 Western Avenue
Fairfield, Maine 04937
207-453-5820

www.kvcc.me.edu

TYPE

- Public, two-year College
- Thirty-one associate degrees in allied health, nursing and technical programs.
- Associate of arts in Liberal Studies degree
- Ten, one-year certificate/diploma programs
- Coeducational
- Commuter

CREDIT ENROLLMENT

- 2,401 full and part-time students
- 1,580 Degree-Seeking students
- 37% full-time
- 63% part-time
- 68% female
- 32% male
- Average age 26 years
- 159 students direct from high school

ACADEMIC COMPLETIONS GRANTED

- 372 Students Graduated

TUITION & FEES

- \$88/credit – in-state
- \$176/credit – out-of-state
- \$3,258 in-state tuition & fees
- \$5,898 out-of-state tuition & fees

FINANCIAL AID

- Nearly 1,500 students received a form of financial assistance in 2014-2015. Average amount of assistance was over \$7,000.
- The KVCC Foundation (private, non-profit) awarded nearly \$154,000 in student scholarships to 253 students with a financial need

SECTION 1: GENERAL INFORMATION



*Lunder Library
Fairfield Campus*

Fairfield Campus
92 Western Avenue
Fairfield, Maine 04937



Harold Alfond Campus
15 Stanley Road
Hinckley, Maine 04944

www.kvcc.me.edu

1-800-528-5882

General Information

KVCC provides high-quality education ensuring that its graduates acquire the skills necessary to secure a satisfying profession, engage successfully in further study, or simply find joy in learning. With 36 degree and certificate programs, KVCC offers a dynamic education relevant to all aspects of Maine's labor market, with a consistently high job-placement rate and clear pathways for transfer to four-year institutions. The Aspen Institute has ranked KVCC among the top 120 community colleges in the United States three years in a row.

MISSION

Kennebec Valley Community College prepares students to achieve their educational, professional, and personal goals in a supportive environment through shared values of responsibility, integrity and respect.

VISION

For our institution: To be recognized as a leader in educational excellence and innovation in Maine.

For our graduates: To utilize their education and knowledge for productive and responsible citizenship.

VALUES

- Integrity
- Excellence in teaching
- Emerging technology
- A student-centered environment
- Diversity
- Intellectual inquiry
- A culture of civility, cooperation, and collegiality
- A welcoming atmosphere for all newcomers
- A strong work ethic
- Creation of opportunities for self fulfillment and lifelong learning
- Personal wellness

Academic Programs Offered in 2014-2015

	Associate of Applied Science	Associate of Arts	Associate of Science	Certificate
Allied Health & Nursing				
Advanced Emergency Care	●			
Advanced Emergency Care				●
Paramedic				●
Health Information Technology	●			
Medical Assisting	●			
Phlebotomy				●
Nursing			●	
Occupation Therapy Assistant	●			
Physical Therapy Assistant	●			
Radiologic Technology			●	
Respiratory Therapy			●	
Sonography				●
	Associate of Applied Science	Associate of Arts	Associate of Science	Certificate
Farm To Table				
Culinary Arts	●			
Sustainable Agriculture	●			
	Associate of Applied Science	Associate of Arts	Associate of Science	Certificate
Trades & Technology				
Applied Electronics & Computer Technology	●			
Applied Electronics & Computer Technology				●
Applied Electronics & Computer Technology – Engineering Tech	●			
Applied Engineering Technology	●			
Career Services	●			
Electrical Lineworker Technology				●
Electrical Technology	●			
Electrical Technology				●
Energy Services Technology	●			
Precision Machine Technology	●			
Precision Machine Technology				●
Pulp & Paper Technology	●			
Pulp & Paper Technology				●
	Associate of Applied Science	Associate of Arts	Associate of Science	Certificate
Business				
Accounting	●			
Computer Systems Integration	●			
Marketing/Management	●			
English & Humanities				
Liberal Studies		●		
Math and Science				
Biological Sciences			●	
Computer Aided Drafting & Design			●	
Computer Information Systems			●	
Computer Information Systems				●
General Science-Biology			●	
General Science-Health			●	
General Science-Prepharmacy			●	
Social Sciences				
Autism Spectrum Disorder Studies	●			
Early Childhood Education	●			
Mental Health	●			
Speech/Language	●			

General Information

Advising, Career & Transfer

Students have access to personalized academic advising, guided exploration of career opportunities, labor market analysis information on career and employment trends, preparation for job interviews, and transfer assistance to continue education at another institution of higher education.

Computer Resources

Students have access to computers in open computer labs at both the Fairfield and Alford Campuses. The Department of Labor (DOL) Trade Adjustment Assistance Community College Career Training Grant (TAACCCT) and the Harold Alford Foundation have provided funds to upgrade technology and to ensure that KVCC maintains a state-of-the-art technology center for KVCC students.

Disability Services

KVCC is committed to providing assistance to students with a documented disability. Assistance is available to students who may require accommodations to access courses and/or campus activities/events.

Early College for ME

The Maine Community College System (MCCS) and KVCC are committed to helping high school students attend college. Early College for ME is a college transition program for students who are high school students and undecided about higher education plans, yet who have the potential to succeed in college. MCCS provides approximately 35 scholarships each Fall semester for these students to attend KVCC.

Learning Commons – Lunder Library / Averill Hall

The Learning Commons fosters collaborative learning, provides a welcoming and flexible learning environment, and inspires students to discover, create, solve problems and collaborate with their peers. The Commons consolidates services under one roof and brings together library, technology, and academic support services. The KVCC library provides access to information resources and services such as research assistance, online resources and interlibrary loan. The library offers more than 130 electronic databases, which together provide access to some 75,000 e-books, 30,000 full-text journals, 20,000 medical illustrations, 7,000 streaming videos, 2,000 audio books and more. The library's physical collection of 13,000 items is complemented by a state-wide collection of more than 7.6 million additional items.

TRiO

The TRiO program is intended to assist low-income, first generation students as well as students with a documented disability to help them persist and graduate from KVCC within four years. Services provided include individual and group tutoring in math, science, technology, and English as well as intensive monitoring, advising and registration.

Writing Center

The KVCC Writing Center helps students of all abilities grow into stronger, more effective writers by providing individualized support at all stages of the writing process. It aims to promote writing as a means of learning by supporting faculty and staff in writing across the curriculum efforts.

SECTION 2: PROFILE OF FALL 2014 STUDENTS

King Hall
Fairfield Campus



Fairfield Campus
92 Western Avenue
Fairfield, Maine 04937



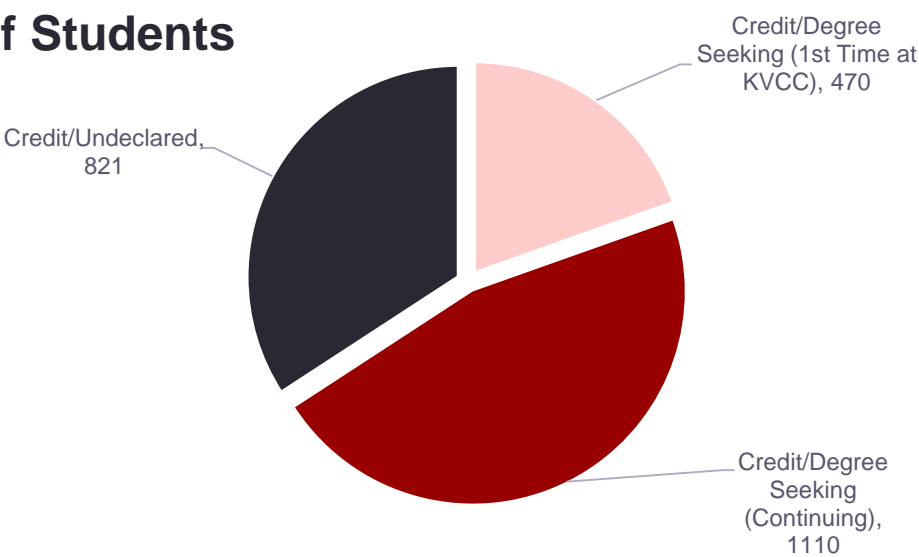
Harold Alfond Campus
15 Stanley Road
Hinckley, Maine 04944

www.kvcc.me.edu

1-800-528-5882

Profile of Fall 2014 Students

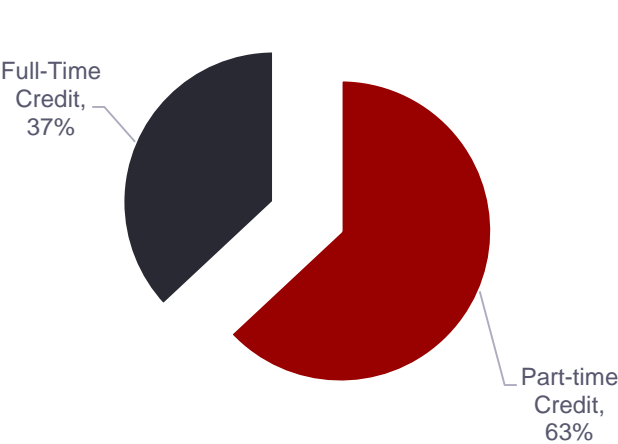
Types of Students



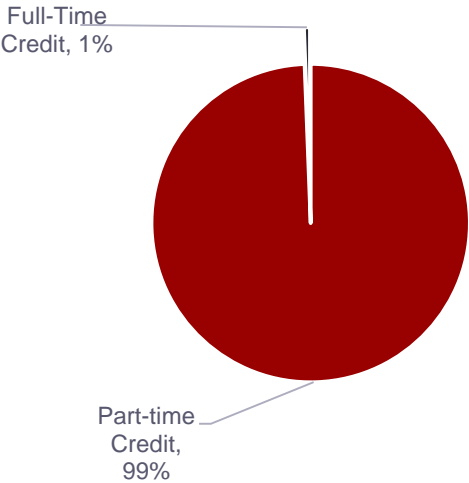
Enrollment By Department: Degree-Seeking Students

Department	New Students to KVCC	Continuing Students	Total
Allied Health	58	206	264
Business	36	131	167
Farm-to-Table	26	17	43
English & Humanities	92	114	206
Math & Science	154	268	422
Nursing	3	91	94
Social Sciences	37	147	184
Trades & Technology	64	136	200
Total Degree-Seeking Students	470	1110	1580

Enrollment Status: Degree-Seeking Students

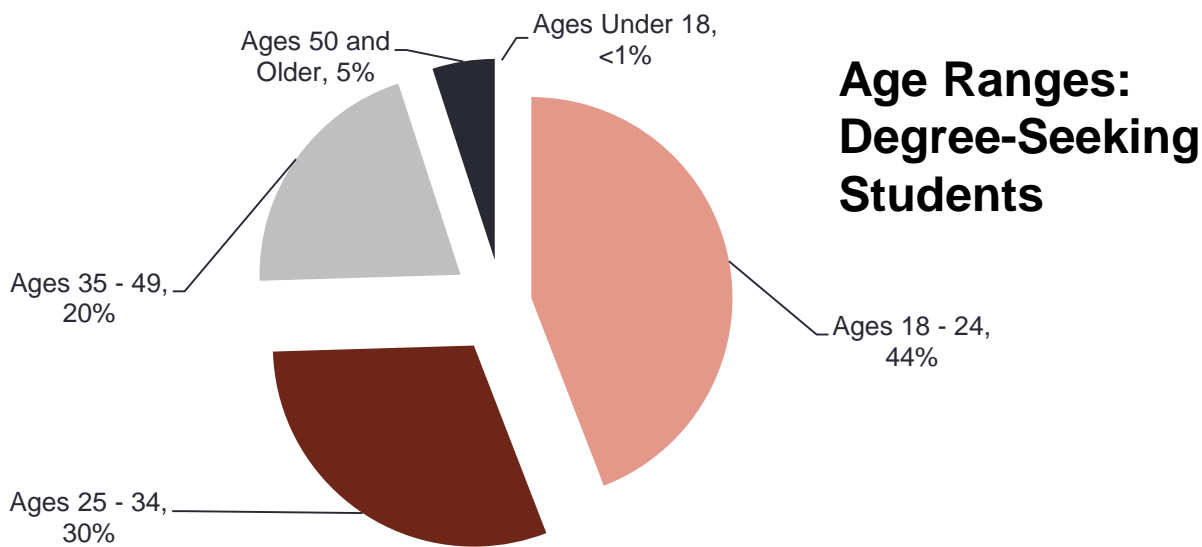
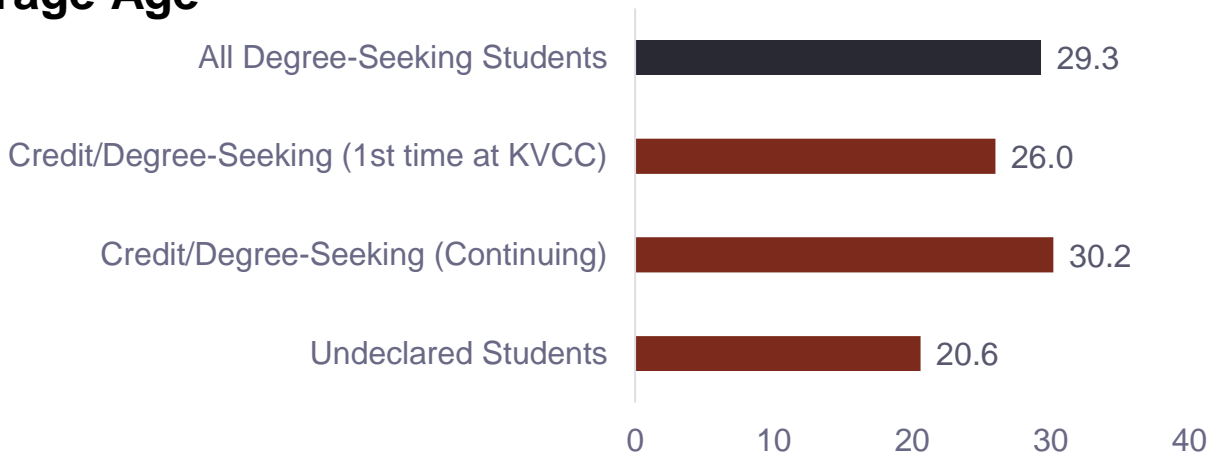


Enrollment Status: Undeclared Students

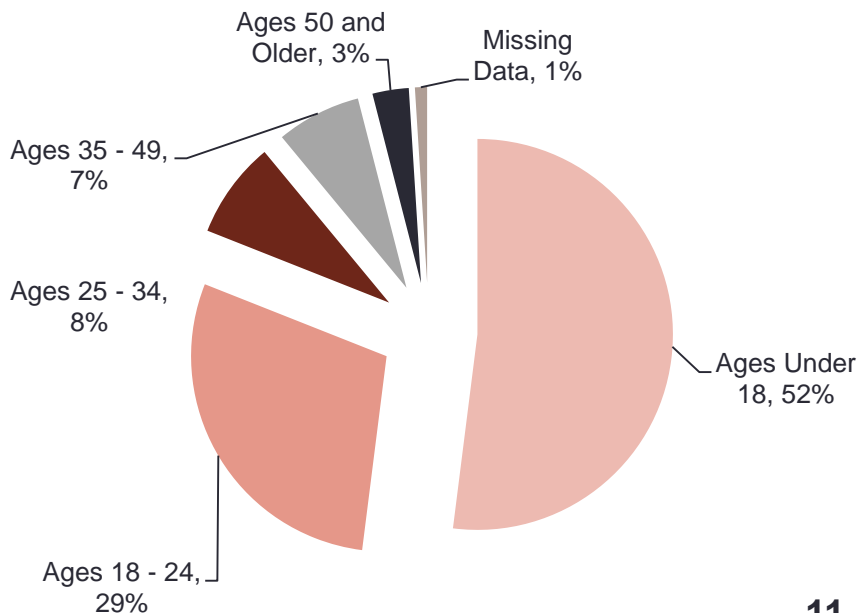


Profile of Fall 2014 Students

Average Age

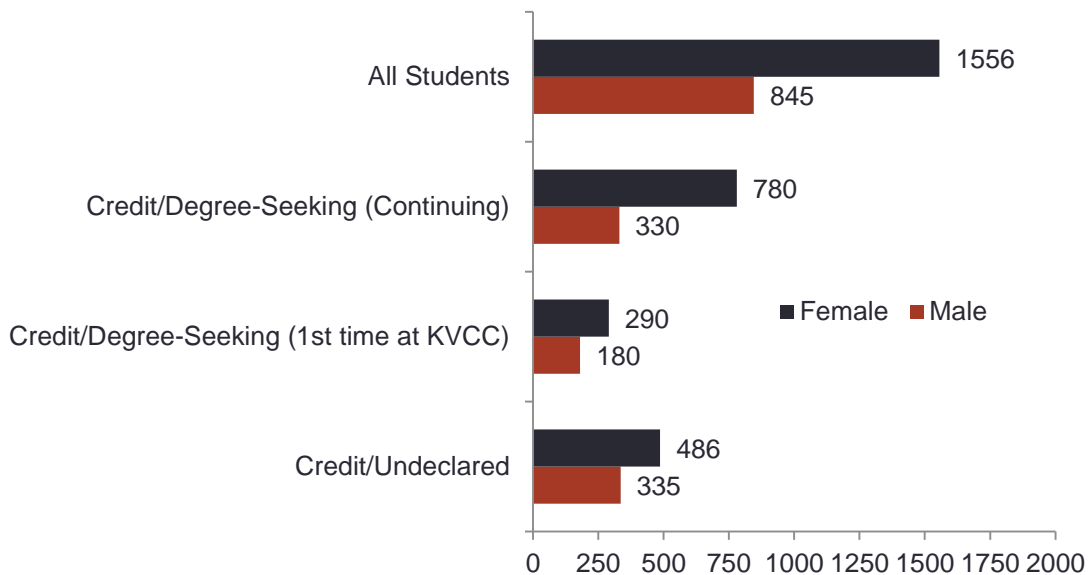


Age Ranges: Undeclared Students



Profile of Fall 2014

Gender

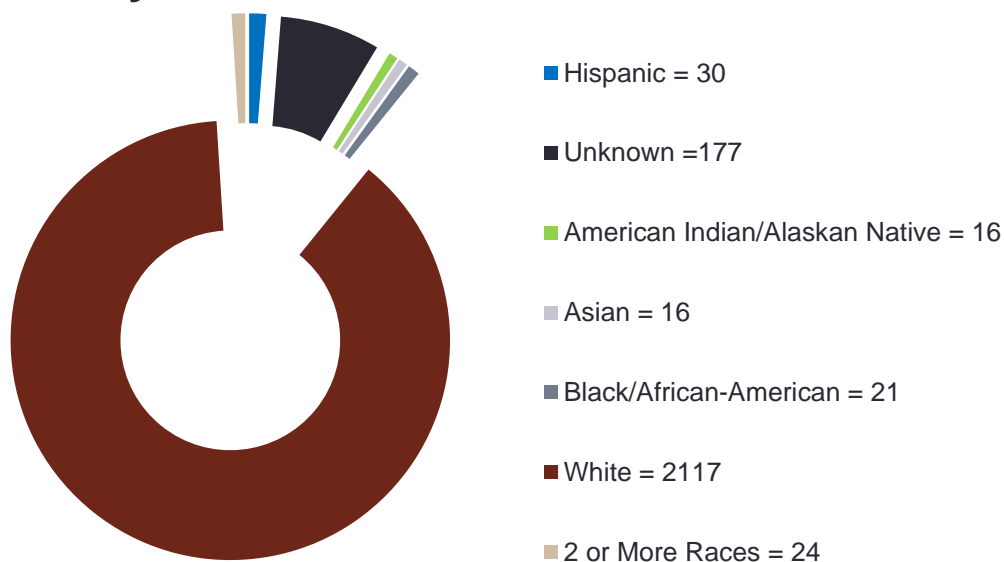


Gender: Degree-Seeking Students

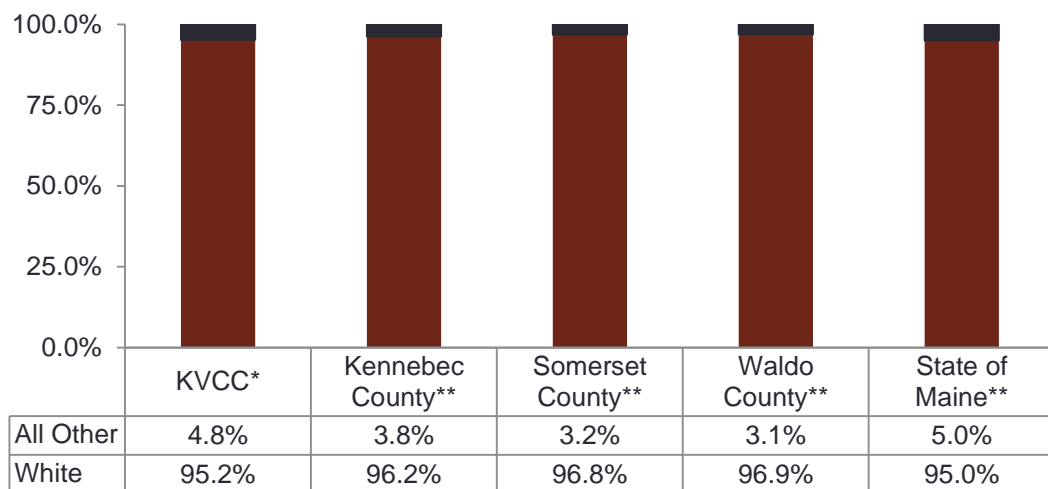


Profile of Fall 2014 Students

Race/Ethnicity



Race/Ethnicity Comparison



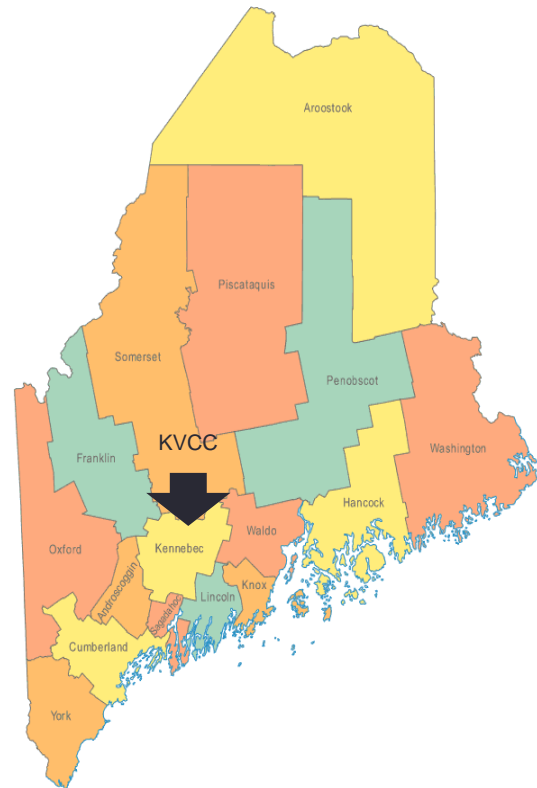
*Proportion of KVCC students whose race/ethnicity was recorded as “unknown” was calculated as the proportion of students whose race/ethnicity was known.

**Percentages for Kennebec, Somerset, Waldo counties and State of Maine were obtained from the US Census Bureau: State and County Quick Facts. Last Revised Date: December 2, 2015

Profile of Fall 2014 Students

County of Origin of Maine KVCC Students

County	% Degree-Seeking Students	% Undeclared Students
Androscoggin	2.0	8.0
Aroostook	0.3	1.1
Cumberland	1.4	0.4
Franklin	3.3	0.7
Hancock	0.6	0
Kennebec	48.5	47.6
Knox	0.8	1.2
Lincoln	1.8	4.0
Oxford	0.5	0.2
Penobscot	4.6	1.0
Piscataquis	0.8	0.8
Sagadahoc	0.6	0.2
Somerset	27.6	23.6
Waldo	5.6	5.4
Washington	0.4	4.8
York	0.3	0.5
Unknown	0.0	0.0
% of Maine Students	99.1	99.5



Geographic Origin of KVCC Students

Location	Count of Degree-Seeking Students	Count of Undeclared Students
Maine, Kennebec	761	390
Maine, Somerset	435	194
Maine, Waldo and Knox	102	54
Maine, All Other Counties	268	179
Out of State (AK, FL, MA, MI, NC, NH, OK, VT, WI)	14	4
Total	1580	821

Profile of Fall 2014 Students

Direct from High School Students

159 Students direct from HS
10% of degree -seeking enrollment (1580)

Direct from HS

Full-time	55%
Part-time	45%

All Degree Seeking Students

Full-time	37%
Part-time	63%

Direct from HS

Female	58%
Male	42%

All Degree Seeking Students

Female	68%
Male	32%

Programs Entered

Applied Electronics & Computer Technology
Business Administration
Culinary Arts
Early Childhood Education
Electrical Lineworker Technology
Electrical Technology
Energy Services Technology
General Sciences
Liberal Studies
Medical Assisting
Mental Health
Nursing
Occupational Therapy Assistant
Physical Therapy Assistant
Precision Machining Technology
Pulp and Paper Technology
Sustainable Agriculture

Maine Direct from High School Students to KVCC: Top 10 Schools in Fall 2014

	STATE	TOTAL
Lawrence High School	Maine	27
Messalonskee High School	Maine	21
Skowhegan Area High School	Maine	16
Waterville Senior High School	Maine	14
Winslow High School	Maine	13
Erskine Academy	Maine	12
MCI	Maine	7
Carrabec High School	Maine	4
Mt. View High School	Maine	4
Maine Academy of Natural Sciences	Maine	4
Sub-Total of ME Direct HS Students to KVCC from Top 10 Schools in Fall 2014	Maine	122
Total Maine Students Direct From High School	Maine	159
Percentage of ME Direct HS Students to KVCC from Top 10 Schools in Fall 2014	Maine	76.7%

SECTION 3: TRENDS FOR CREDIT STUDENTS



*Health Simulation Lab,
King Hall*

Fairfield Campus
92 Western Avenue
Fairfield, Maine 04937



Harold Alfond Campus
15 Stanley Road
Hinckley, Maine 04944

www.kvcc.me.edu

1-800-528-5882

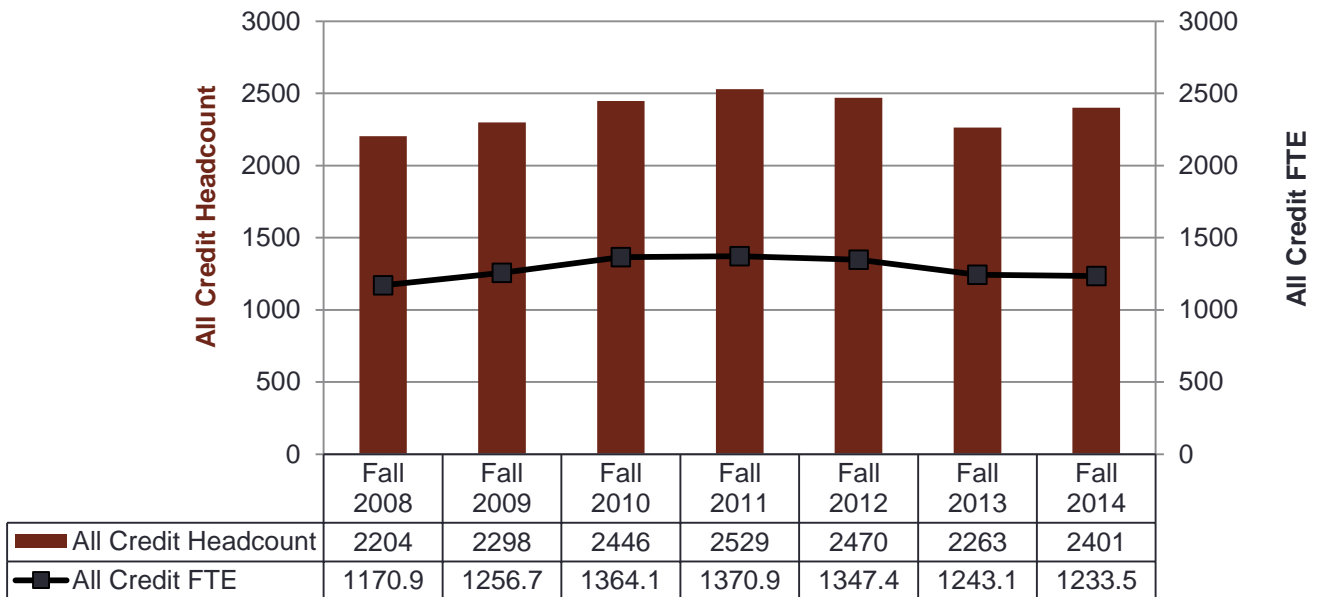
Trends for Credit Students

Number of Enrolled Students By Program

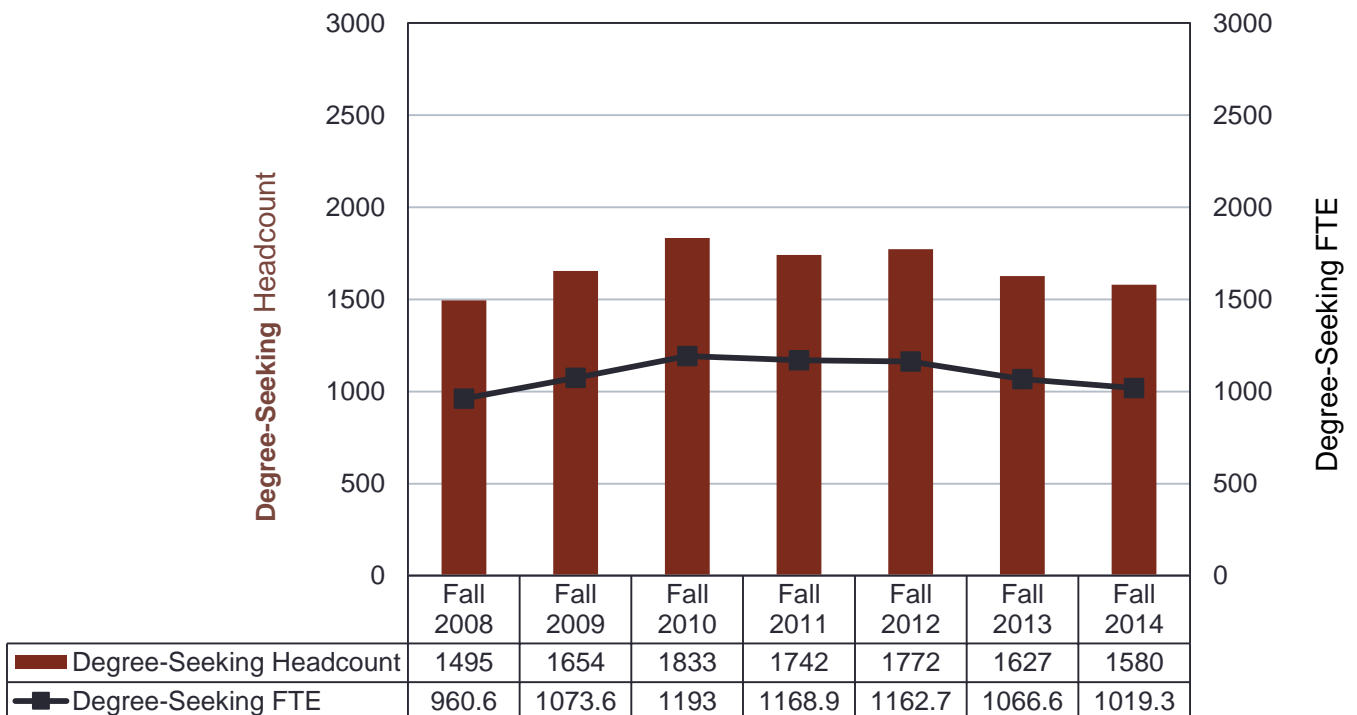
	Award Type	Fall 2012	Fall 2013	Fall 2014
Allied Health & Nursing				
Advanced Emergency Care	AAS	15	7	9
Advanced Emergency Care	C	17	10	10
Paramedic	C	13	8	5
Health Information Technology	AAS	39	33	37
Massage Therapy	C	11	8	0
Medical Assisting	AAS	44	43	37
Phlebotomy	C	13	6	16
Medical Office Management	AAS	3	0	0
Nursing	AS	87	88	94
Occupation Therapy Assistant	AAS	33	33	35
Physical Therapy Assistant	AAS	37	35	39
Radiologic Technology	AS	30	28	29
Computed Tomography	C	6	0	0
Respiratory Therapy	AS	20	26	24
Sonography	C	15	21	23
	Award Type	Fall 2012	Fall 2013	Fall 2014
Farm To Table				
Culinary Arts	AAS	0	0	22
Sustainable Agriculture	AAS	0	16	21
	Award Type	Fall 2012	Fall 2013	Fall 2014
Trades and Technology				
Applied Electronics & Computer Technology	AAS	27	26	29
Applied Electronics & Computer Technology	C	0	0	1
Applied Electronics & Computer Tech - Engineering Tech	AAS	7	7	2
Applied Engineering Tech	AAS	0	0	5
Career Services	AAS	3	1	0
Electrical Lineworker	C	28	20	27
Electrical Technology	AAS	43	28	35
Electrical Technology	C	9	8	3
Energy Services Technology	AAS	19	30	30
Precision Machine Technology	AAS	25	23	28
Precision Machine Technology	C	2	0	3
Pulp & Paper Technology	AAS	33	43	35
Pulp & Paper Technology	C	1	2	2
	Award Type	Fall 2012	Fall 2013	Fall 2014
Business				
Accounting	AAS	67	62	56
Computer Systems Integration		0	0	8
Marketing/Management	AAS	134	112	103
English & Humanities				
Liberal Studies	AA	388	245	206
Math and Science				
Biological Sciences	AS	32	10	4
Computer Aided Drafting & Design	AS	18	14	7
Computer Information Systems	AS	60	51	31
Computer Information Systems	C	5	2	1
Geological Information Systems	AS	1	0	0
General Science-Biology	AS	15	23	18
General Science-Health	AS	218	331	356
General Science-Prepharmacy	AS	3	4	5
Social Sciences				
Autism Spectrum Disorder Studies	AAS	14	14	12
Early Childhood Education	AAS	92	79	76
Mental Health	AAS	125	117	91
Speech/Language	AAS	20	13	5
Total Enrollment of Degree-Seeking Students		1772	1627	1580
Undeclared Students		698	636	821
Total Enrollment of ALL Credit Students		2470	2263	2401

Trends for Credit Students

Fall Term Enrollment 2008-2014: ALL Credit Students

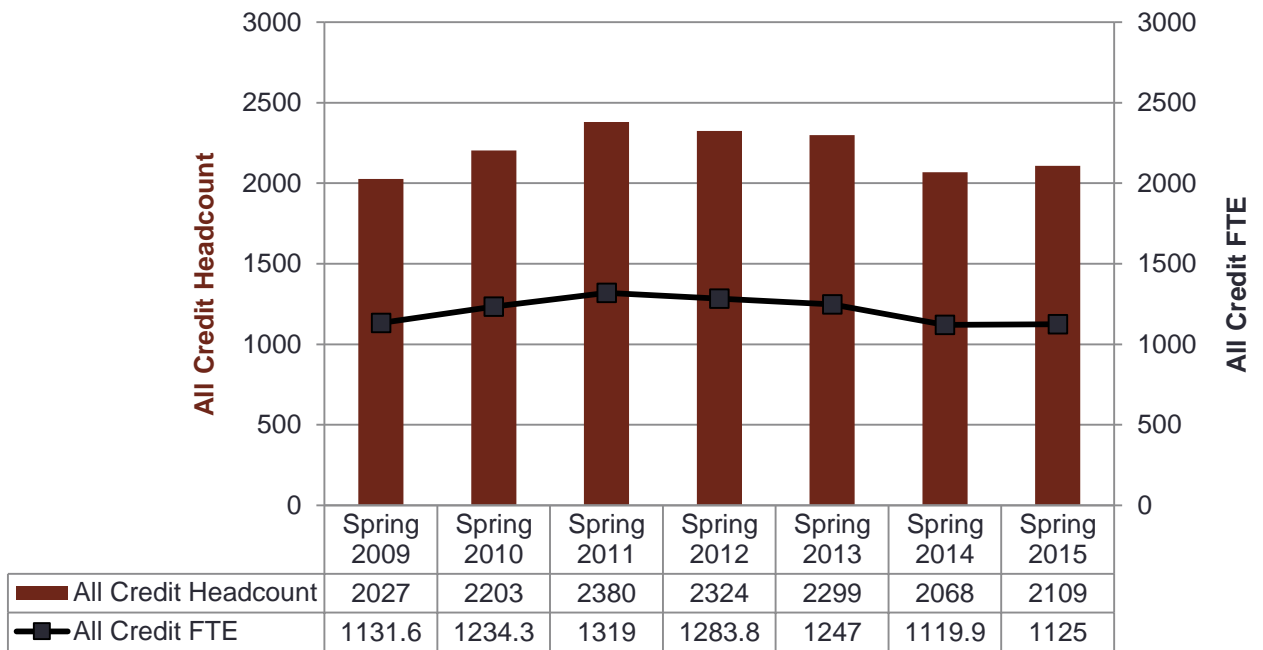


Fall Term Enrollment 2008-2014: Degree-Seeking Students

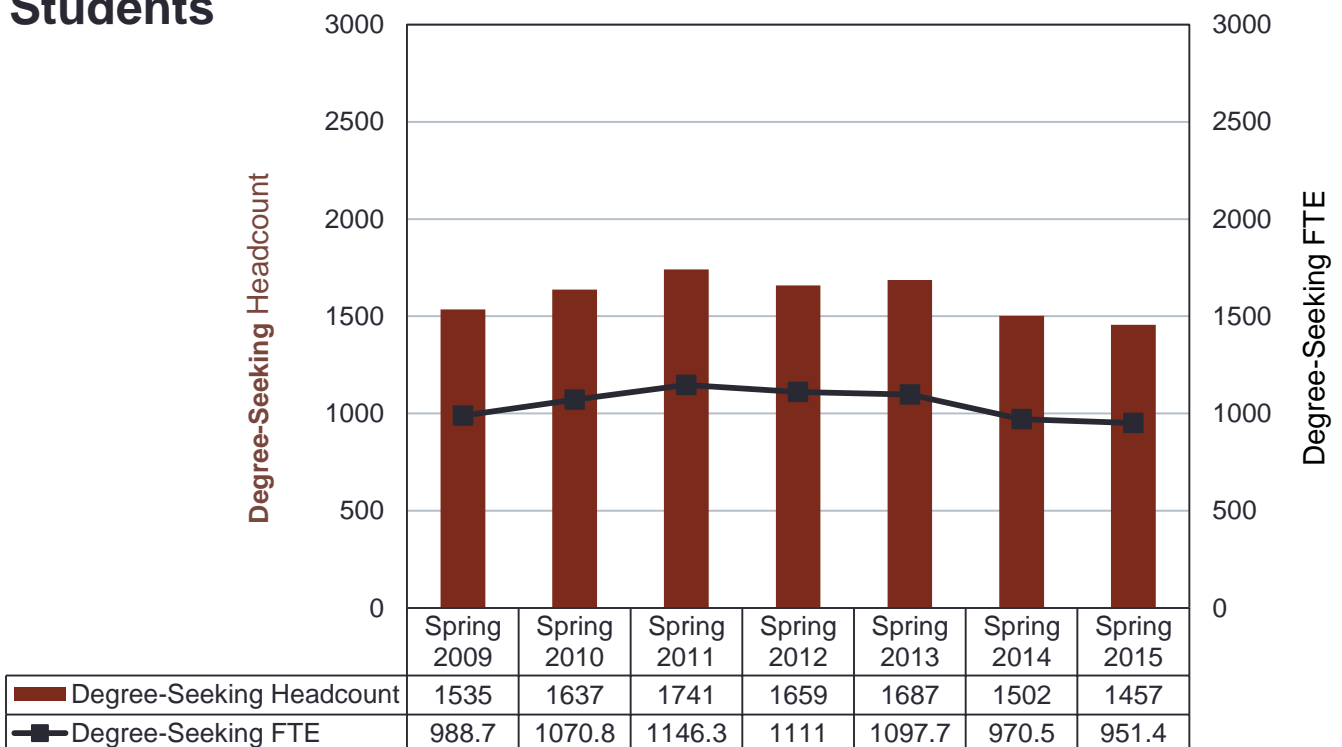


Trends for Credit Students

Spring Enrollment 2009 – 2015 : ALL Credit Students

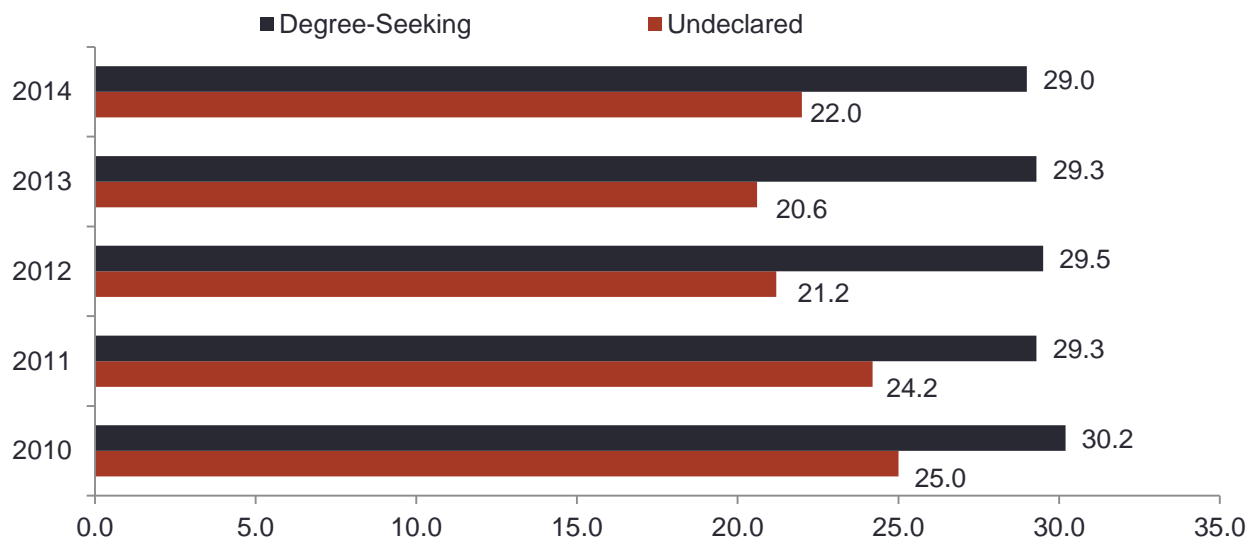


Spring Enrollment 2009 – 2015: Degree-Seeking Students

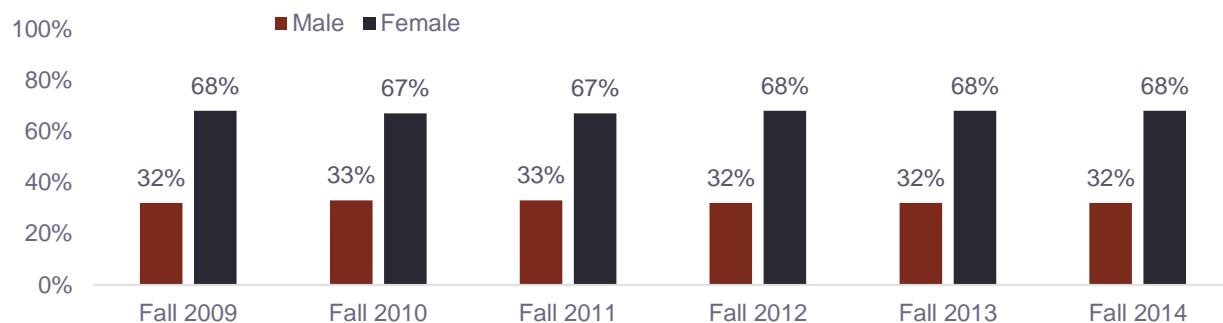


Trends for Credit Students

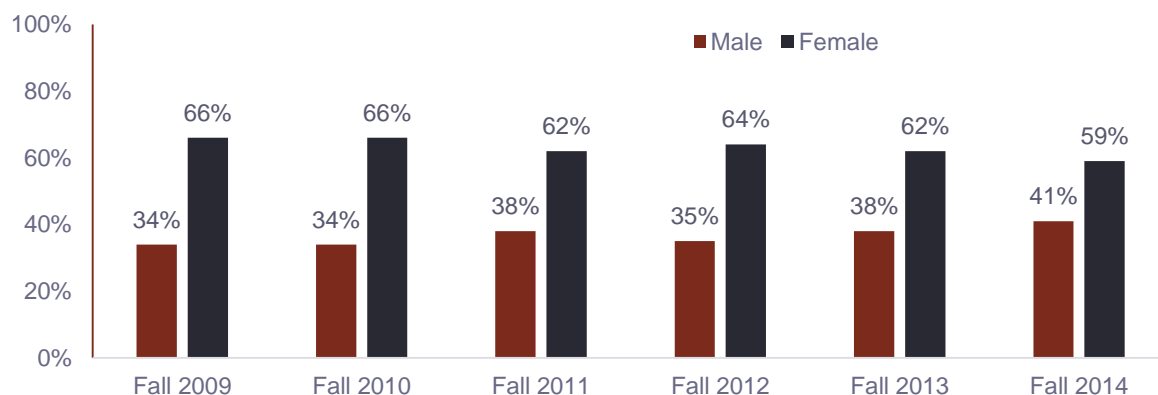
Average Student Age



Gender: Degree-Seeking Students

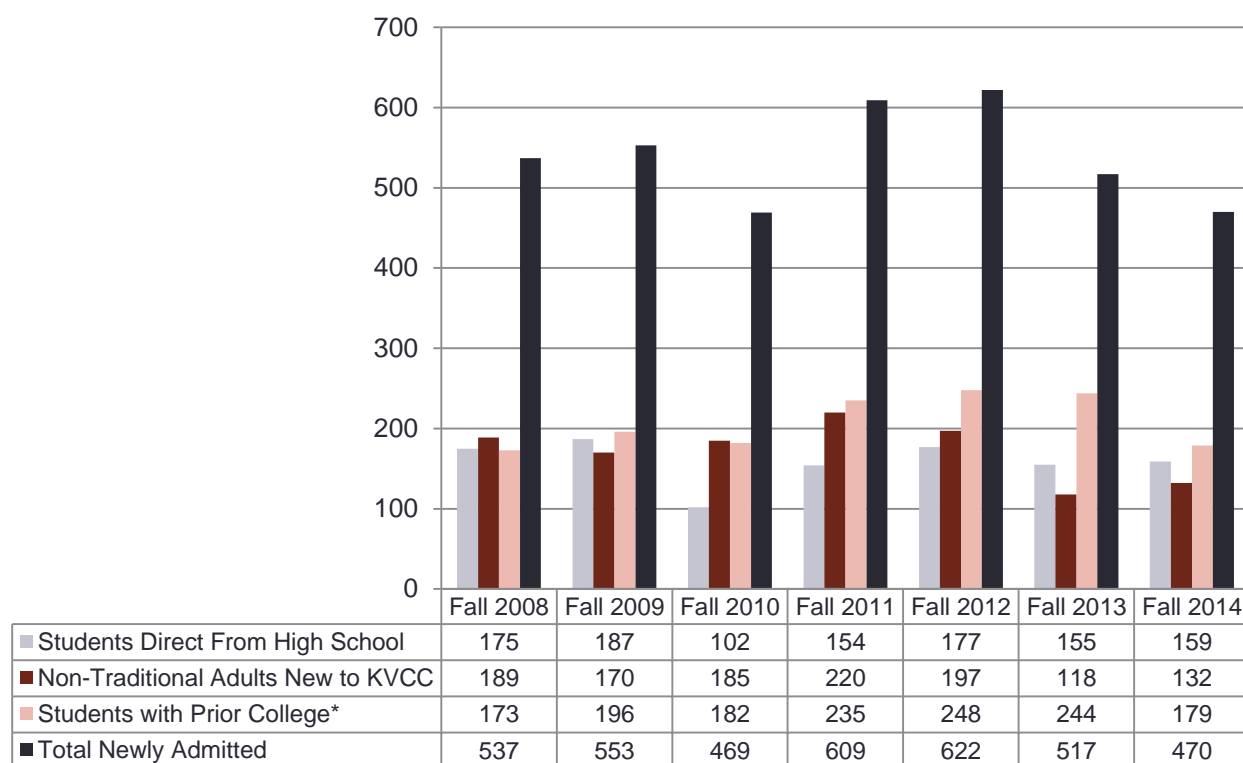


Gender: Undeclared Students



Trends for Credit Students

Newly-Entering Degree-Seeking Students



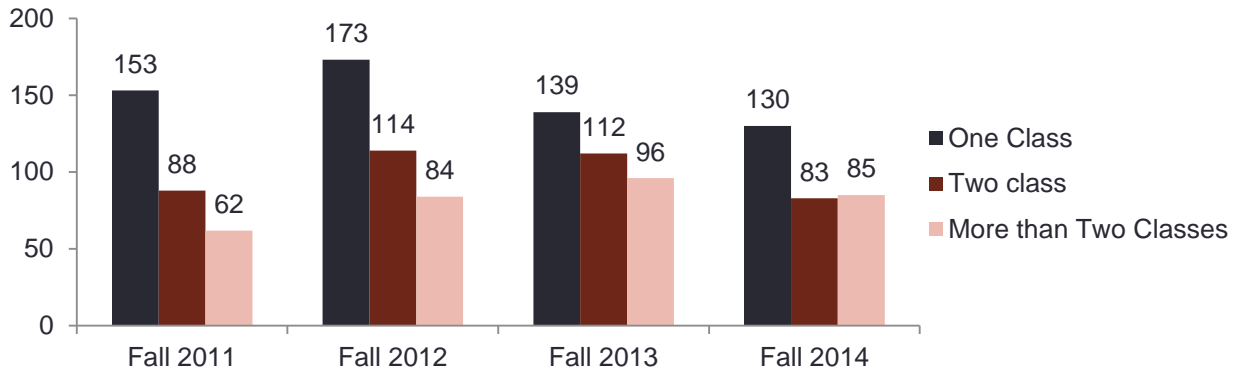
*Of the Students with Prior College, the following students had a Bachelor Degree or higher when entering KVCC
2013 = 28, 2012 = 30, 2011 = 20

Time Series Data Top 10 High Schools 2011-2014: Direct from High School Maine Students to KVCC:

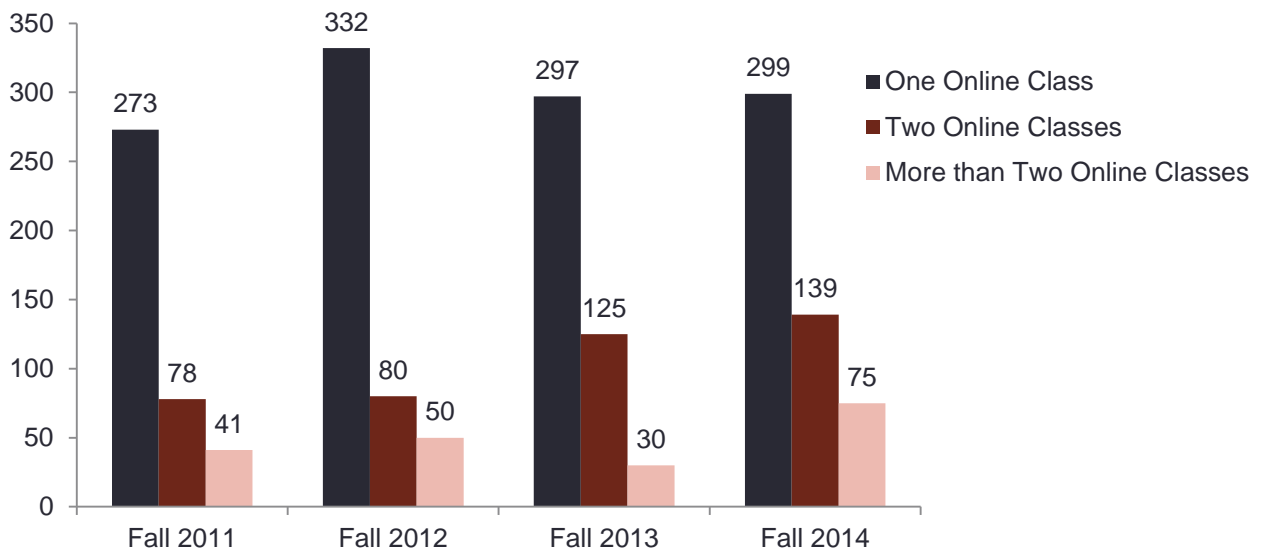
ME High School	2011	2012	2013	2014	Total
1. Lawrence High School	22	26	28	27	103
2. Skowhegan Area High School	19	24	17	16	76
3. Messalonskee High School	15	23	19	21	78
4. Winslow High School	8	19	15	13	55
5. Erskine Academy	10	14	15	12	51
6. Waterville Senior High School	16	14	5	14	49
7. Cony High School	10	1	7	3	21
8. Carrabec High School	3	3	9	4	19
9. Mt. View High School	5	4	3	4	16
10. Madison High School	3	4	0	3	10
Total ME Direct High School Students to KVCC by Top 10 schools From 2011-2014	111	132	118	117	478
Total ME Direct High School Students to KVCC in Fall	140	183	151	164	638
Percentage of ME Direct HS Students to KVCC from Top 10 Schools From 2011-2014	79%	72%	78%	71%	75%

Trends for Credit Students

Students Taking Online Courses ONLY

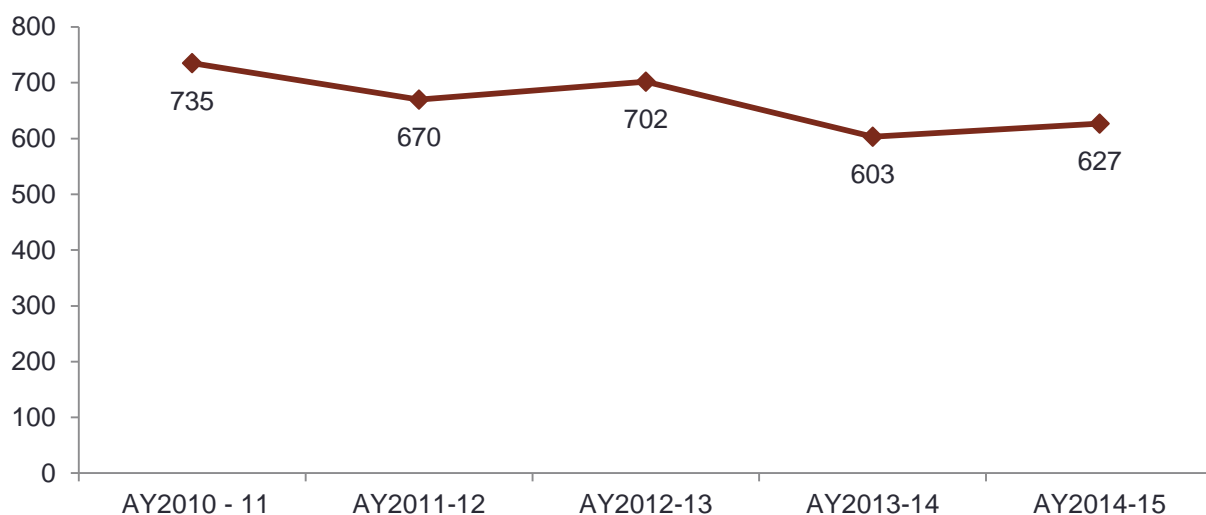


Students Taking Online AND Seated Classes



Trends for Credit Students

Number of Registrations in Experiential Learning*



Number of Registrations in Experiential Learning* by Department


Department	AY2010-11	AY2011-12	AY2012-13	AY2013-14	AY2014-15
Allied Health	454	381	384	334	339
Business	42	36	44	30	40
Math & Science	1	3	0	10	8
Nursing	163	154	172	173	176
Social Sciences	67	88	97	47	55
Trades & Technology	8	8	5	9	9
Total	735	670	702	603	627

**Experiential Learning includes internships, clinical placements and apprenticeships.*

Trends for Credit Students

Student Disability Trends 2010-2014

Percent of Degree-Seeking Students with a Disability



	Fall 2010	Fall 2011	Fall 2012	Fall 2013	Fall 2014
■ Total	6.8	6.1	6.1	6.4	5.7
■ Two Diagnoses	0.5	0.6	0.6	0.7	0.4
■ One Diagnosis	6.3	5.6	5.5	5.7	5.3

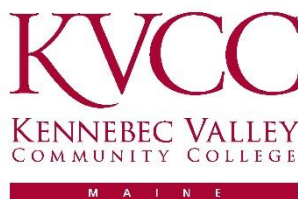
Percent: Type of Disabilities for Degree-Seeking

	Total Number of Students with Disability	Mental Health	Cognitive/ Learning	Physical/ Visual	More than One Diagnosis
Fall 2010	124	35%	52%	19%	7%
Fall 2011	107	43%	48%	19%	9%
Fall 2012	102	43%	42%	25%	10%
Fall 2013	104	47%	44%	19%	11%
Fall 2014	90	38%	41%	19%	8%

SECTION 4: Trends for Concurrently Enrolled Students



Fairfield Campus
92 Western Avenue
Fairfield, Maine 04937



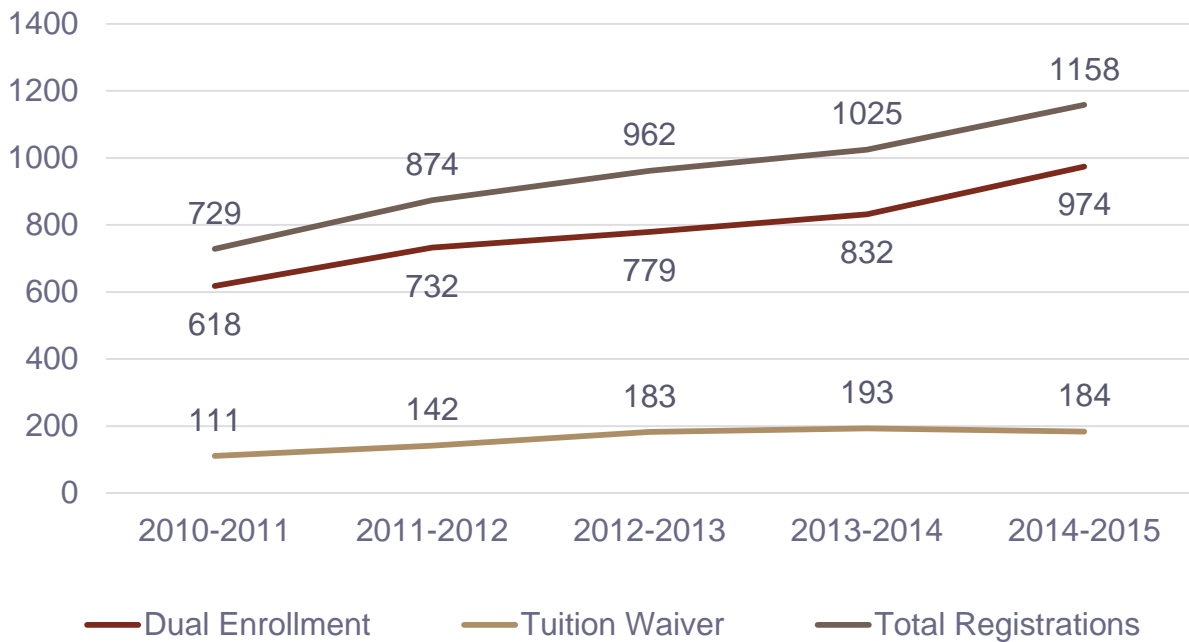
Harold Alfond Campus
15 Stanley Road
Hinckley, Maine 04944

www.kvcc.me.edu

1-800-528-5882

Trends for Concurrently Enrolled Students

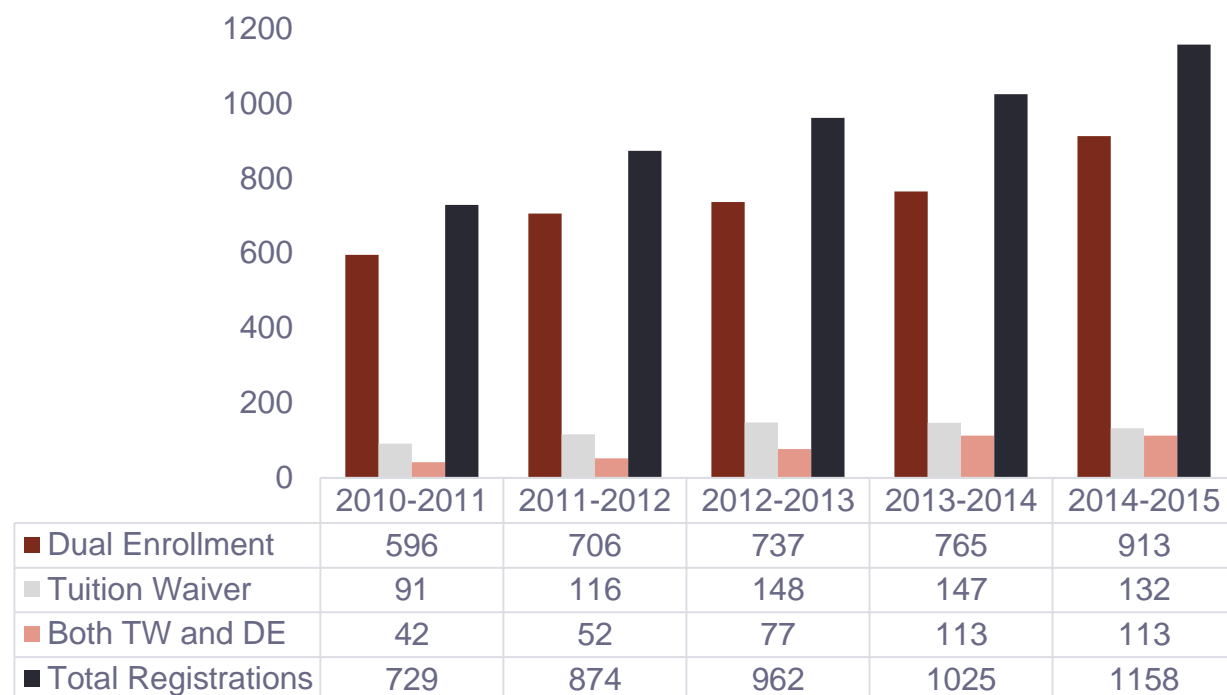
Tuition Waiver and Dual Enrollment: Number of Course Registrations By Academic Year



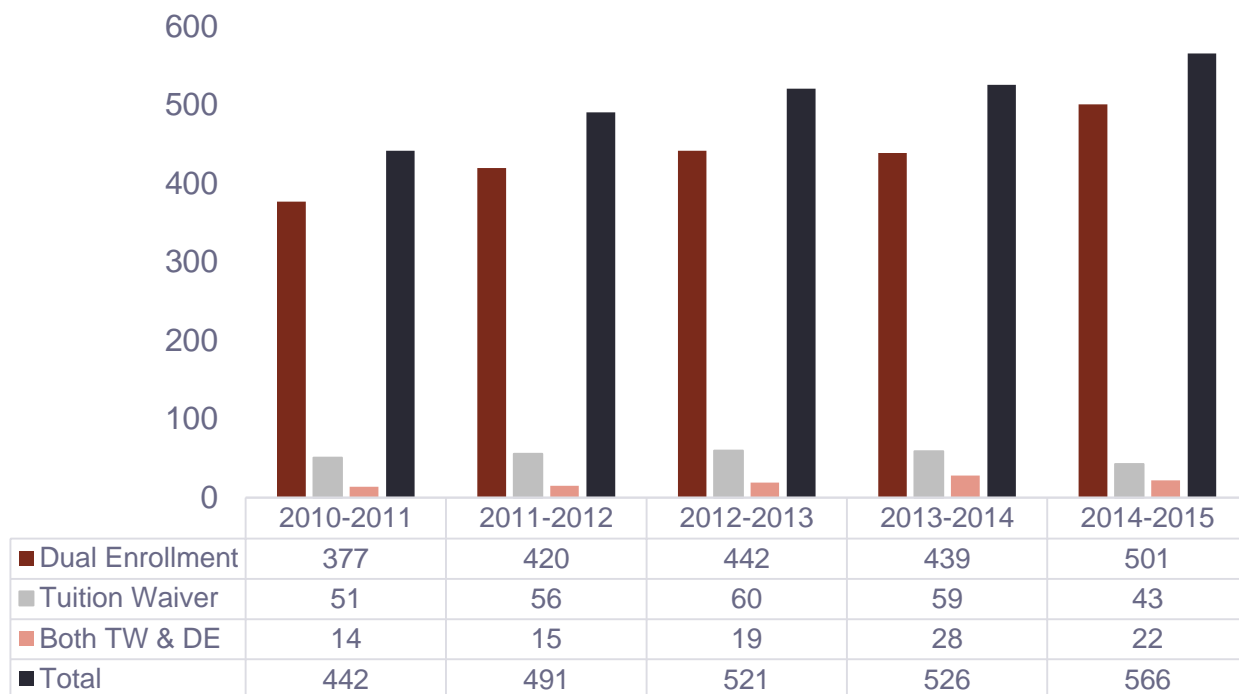
Dual Enrollment includes college courses offered by the high school at the high school. All courses require the same level of commitment as classes on the college campus.

Tuition Waiver courses are available to high school juniors or seniors who have a B average or better. Tuition waiver courses are college courses offered on the KVCC campus

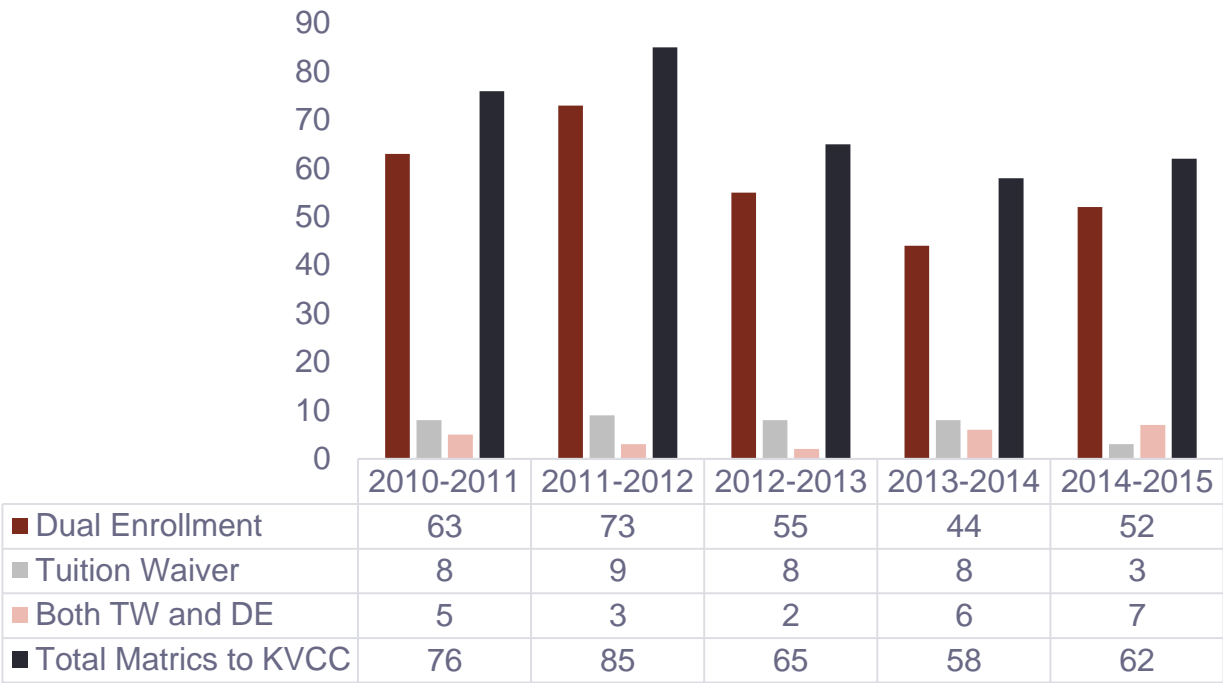
Duplicated Student Count By Waiver Type



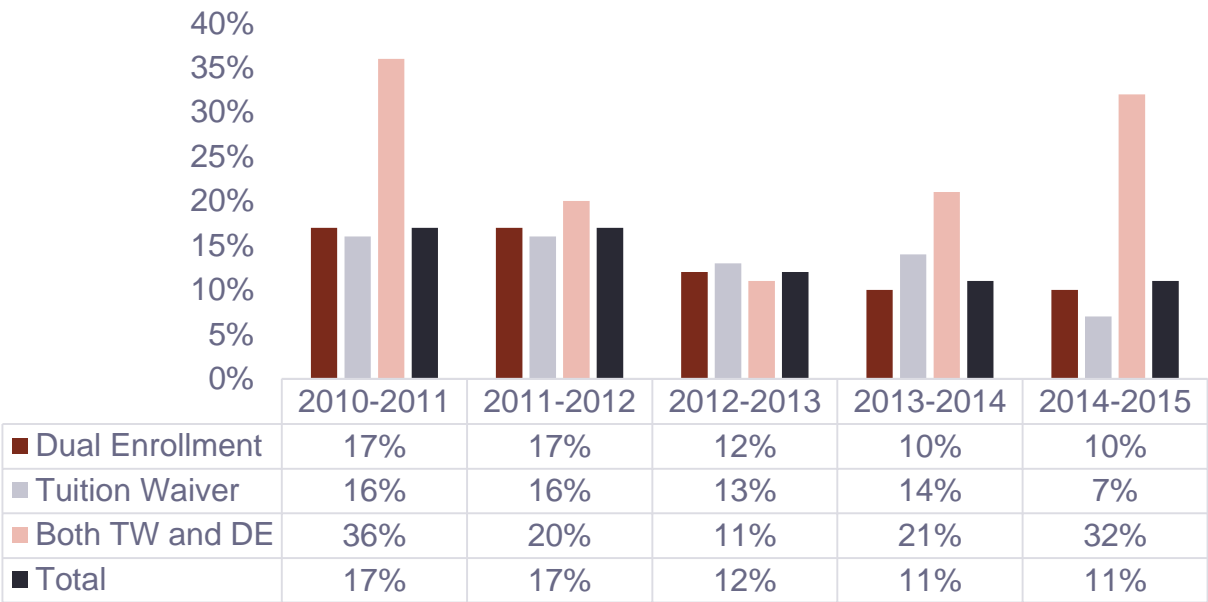
Unduplicated Student Count By Waiver Type



Unduplicated Concurrently Enrolled Students
Matriculated to KVCC by Waiver Type



Percent Unduplicated Concurrently Enrolled Students
Matriculated to KVCC by Waiver Type



SECTION 5: STUDENT ENGAGEMENT & SATISFACTION



Alfond Campus Gym

Fairfield Campus
92 Western Avenue
Fairfield, Maine 04937



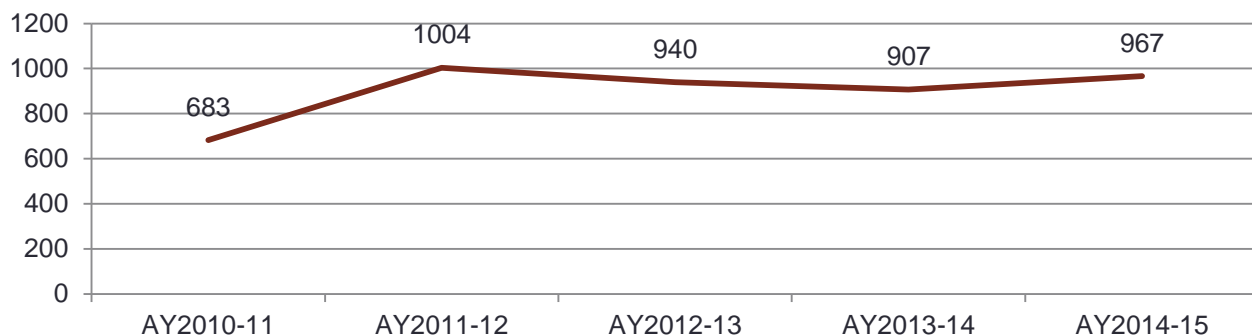
Harold Alfond Campus
15 Stanley Road
Hinckley, Maine 04944

www.kvcc.me.edu

1-800-528-5882

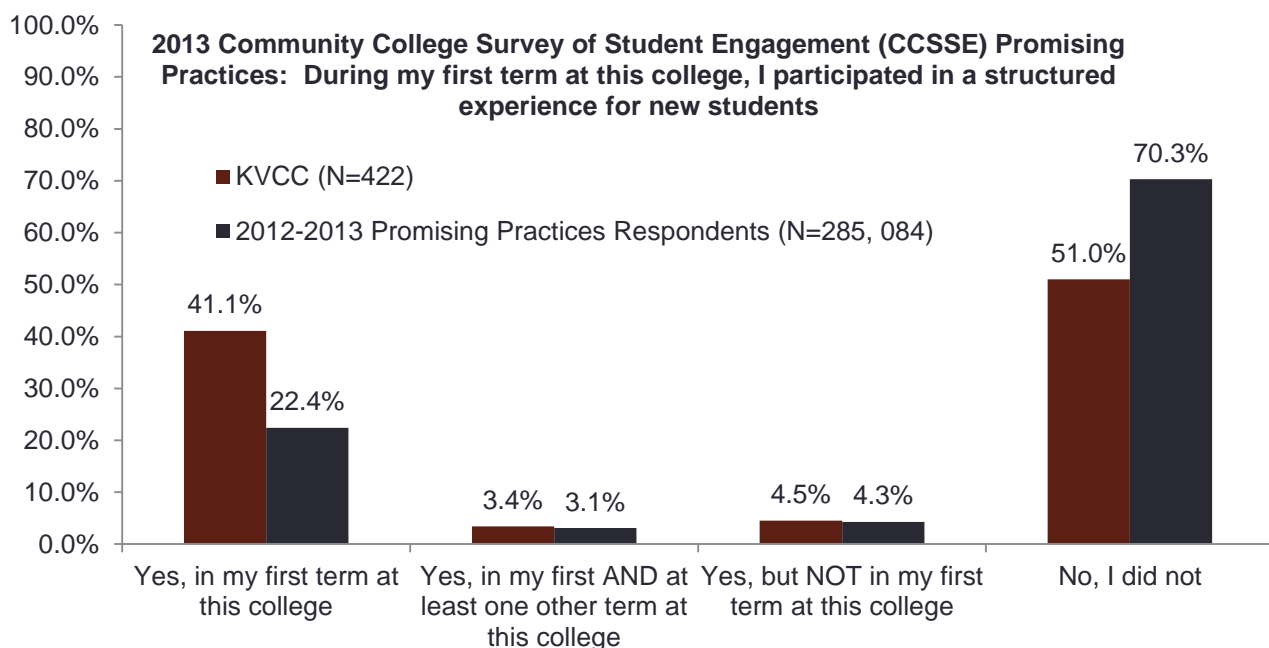
Student Engagement & Satisfaction

Student Orientation and Registration



Student Orientation and Registration (SOAR) was formally implemented at KVCC in AY2010. SOAR sessions include information on Financial Aid and Business Office policies, a tour of the campus highlighting resources and College policies and procedures, an advising session to help students begin to plan their educational path, an introduction to KVCC on-line technology, and registration for courses in the upcoming semester.

KVCC First Year Experience Compared to College Cohort



Student Engagement & Satisfaction

Community College Survey of Student Engagement: 2009-2013 Support for Learners Benchmark

Support for Learners Domain Description: Students perform better and are more satisfied at colleges that are committed to their success and cultivate positive working and social relationships among different groups on campus.

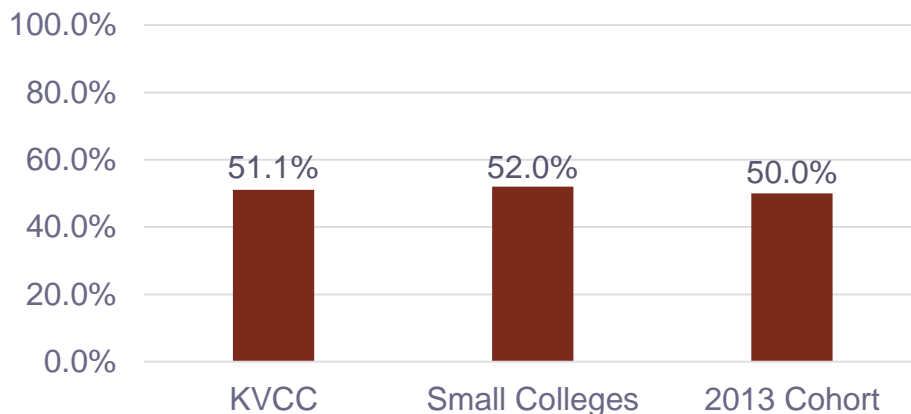
http://www.ccsse.org/survey/bench_support.cfm

KVCC Multiple Year Review (unweighted means)	2009	2011	2013	Difference between 2008 and 2013	Difference between 2011 and 2013
Providing the support you need to help you succeed at this college	3.10	3.05	3.26	0.16	0.21
Encouraging contact among students from different economic, social, and racial or ethnic backgrounds	2.43	2.40	2.35	-0.08	-0.05
Helping you cope with your non-academic responsibilities (work, family, etc.)	2.04	2.06	2.04	0.00	-0.02
Providing the support you need to thrive socially	2.16	2.22	2.16	0.00	-0.06
Providing the financial support you need to afford your education	2.51	2.72	2.85	0.34	0.13
Frequency: Academic advising/planning	1.71	1.67	1.80	0.09	0.13
Frequency: Career counseling	1.42	1.36	1.42	0.00	0.06

- When reviewing differences between 2011 and 2013, item means in the Support for Learners domain increased in four out of the seven items. The largest mean increase (+0.21) was in “Providing the support you need to help you succeed at this college.”
- “Providing the support you need to help you succeed at this college” and “Providing financial support you need to afford your education” had the largest mean increase between 2009 and 2013. “Providing the financial support you need to afford your education” had a mean increase of 0.36.

Student Engagement & Satisfaction

Community College Survey of Student Engagement: 2013 Support for Learners Benchmark Cohort Comparison



- Results from the 2013 CCSSE administration indicate the KVCC percentage was slightly higher than the 2013 Cohort and consistent when compared to other small colleges.



A Closer Look: Support for Learners (*WEIGHTED MEAN*)

ITEM: Providing the support you need to help you succeed at this college

- KVCC mean (3.25) was significantly higher than Achieve the Dream schools (3.02), the Custom Cohort (3.01), other rural schools (3.04) and the 2013 CCSSE cohort (3.01). This item had the largest differential increase (unweighted mean) in this domain.
- The mean for First Generation students was significantly higher at KVCC (3.27) when compared to First Generation students at large schools (2.96) and the 2013 CCSSE cohort (2.99).

ITEM: Helping you cope with your non-academic responsibilities (work, family, etc.)

- The mean for Non-First Generation students was significantly higher at KVCC (2.17) when compared to Non-First Generation students at large schools (1.91) and the 2013 CCSSE cohort (1.94)

Student Engagement & Satisfaction

2014 Noel-Levitz Student Satisfaction Inventory**: Institutional Summary

Scales in Order of Importance	Kennebec Valley Community College			National Community Colleges N=180,574 records			Mean Difference
Scale	Importance	Satisfaction/ SD	Performance Gap	Importance	Satisfaction/ SD	Performance Gap	
Instructional Effectiveness	6.41	5.83/1.05	0.58	6.25	5.46/1.10	0.79	0.37*
Registration Effectiveness	6.40	5.79/0.99	0.61	6.23	5.49/1.07	0.74	0.30*
Academic Advising/Counseling	6.39	5.65/1.41	0.74	6.22	5.26/1.36	0.96	0.39*
Admission & Financial Aid	6.39	5.71/1.14	0.68	6.13	5.24/1.25	0.89	.047*
Concern for the Individual	6.35	5.64/1.33	0.71	6.15	5.28/1.25	0.87	0.36*
Student Centeredness	6.28	5.85/1.14	0.43	6.06	5.43/1.18	0.63	0.42*
Academic Services	6.27	5.96/1.01	0.31	6.12	5.56/1.07	0.56	0.40*
Campus Climate	6.26	5.80/1.09	0.46	6.05	5.37/1.11	0.68	0.43*
Service Excellence	6.22	5.74/1.09	0.48	6.04	5.34/1.11	0.70	0.40*
Safety & Security	6.16	5.41/1.17	0.75	6.08	5.15/1.21	0.93	0.26*
Campus Support Services	5.81	5.42/1.20	0.39	5.57	5.05/1.21	0.52	0.37*
Responsiveness to Diverse Populations		5.91/1.20			5.56/1.26		0.35*

*Difference statistically significant at the 0.001 level

**Copyright 2014, Noel-Levitz, Inc.

SECTION 6: STUDENT SUCCESS



*Electrical Lineworker Lab
Fairfield Campus*

Fairfield Campus
92 Western Avenue
Fairfield, Maine 04937



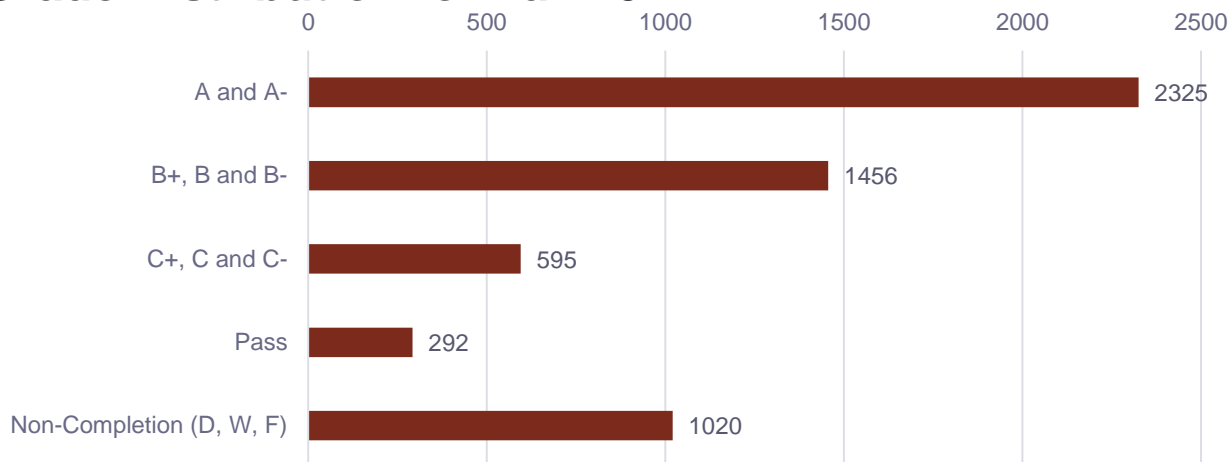
Harold Alfond Campus
15 Stanley Road
Hinckley, Maine 04944

www.kvcc.me.edu

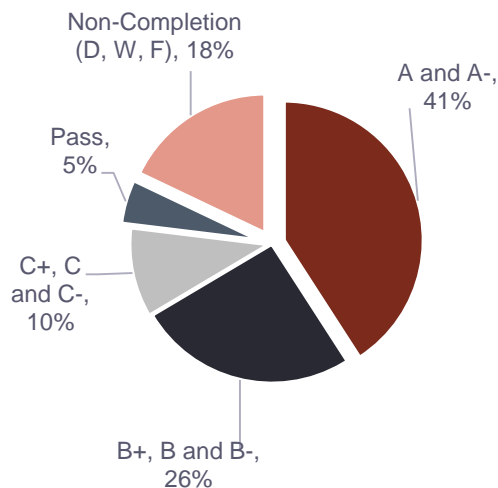
1-800-528-5882

Student Success

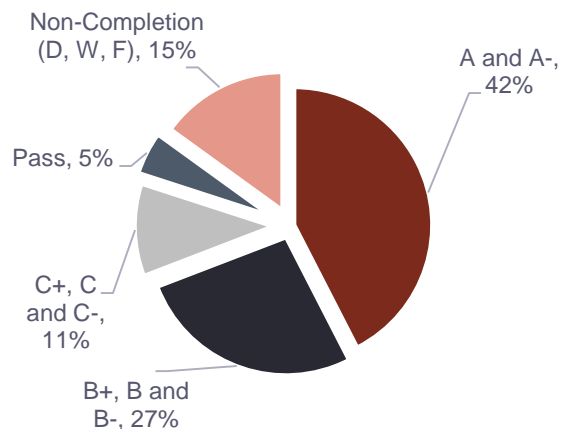
Grade Distribution for Fall 2014



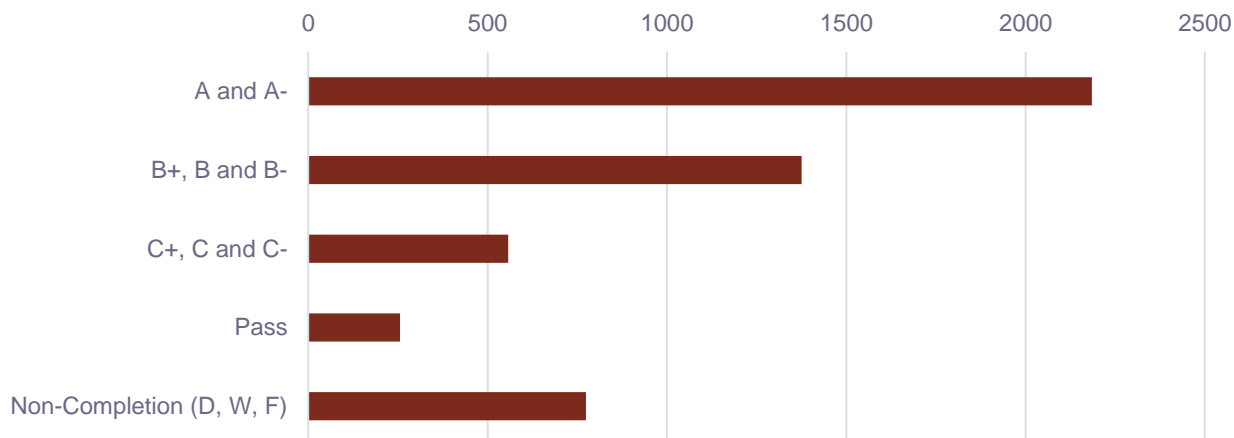
Fall 2014



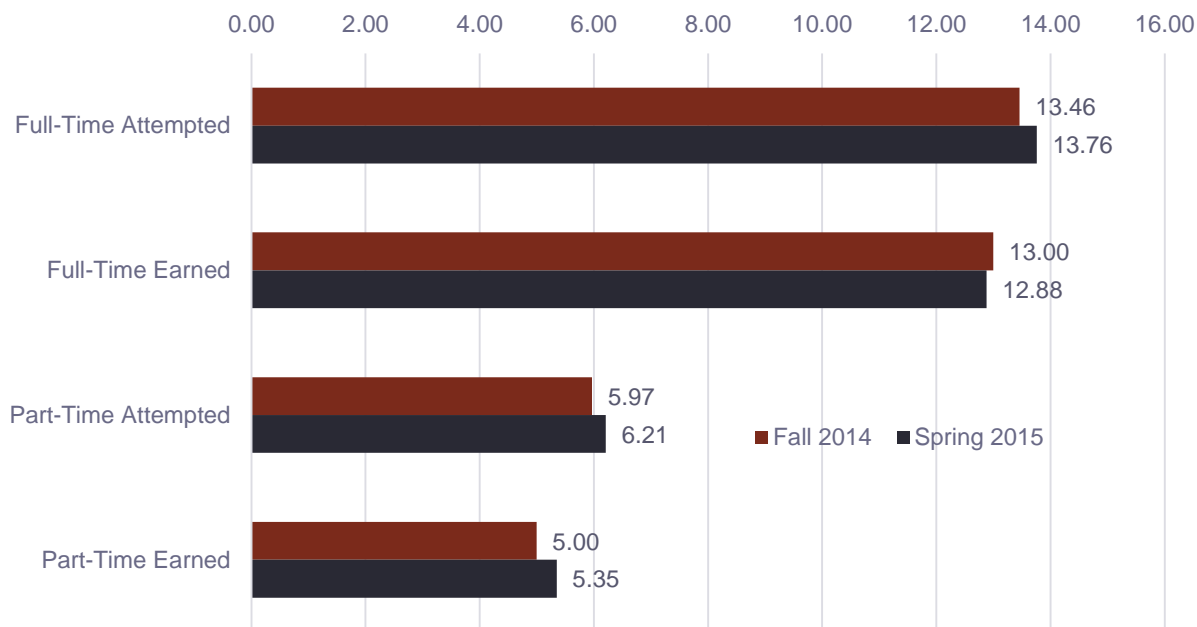
Spring 2015



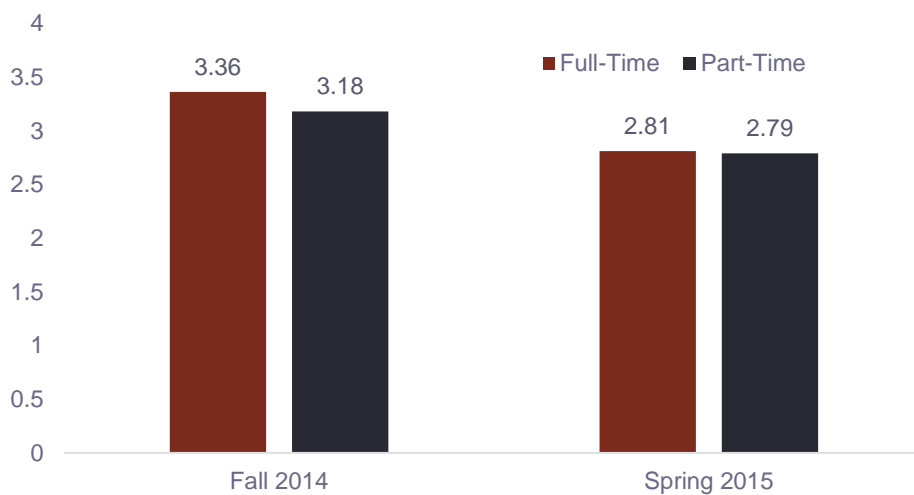
Grade Distribution for Spring 2015



Average Term Hours Attempted/Earned By Semester



Average GPA By Term



Student Success

Remedial Needs: Summary of Direct from High School Students from Maine Enrolled in Remedial Courses Fall 2013 Cohort Maine Community College System*

	Total Matriculated Direct from High School	Total Unduplicated Enrolled in Remedial Courses	Percent Total
Central Maine CC	405	232	57.3
Eastern Maine CC	278	126	45.3
Kennebec Valley CC	154	37	24.0
Northern Maine CC	122	21	17.2
Southern Maine CC	848	528	62.3
Washington County CC	95	78	82.1
York County CC	177	64	36.2
Total	2,079	1,086	52.2

Remedial Needs: Fall 2013 Cohort Breakdown of Enrollment by Subject*

	Total in Remedial Math	Total in Remedial English	Students Taking Both
Central Maine CC	126	201	95
Eastern Maine CC	107	56	37
Kennebec Valley CC	36	5	4
Northern Maine CC	13	8	0
Southern Maine CC	487	187	146
Washington County CC	69	54	45
York County CC	56	19	11
Total	894	530	338

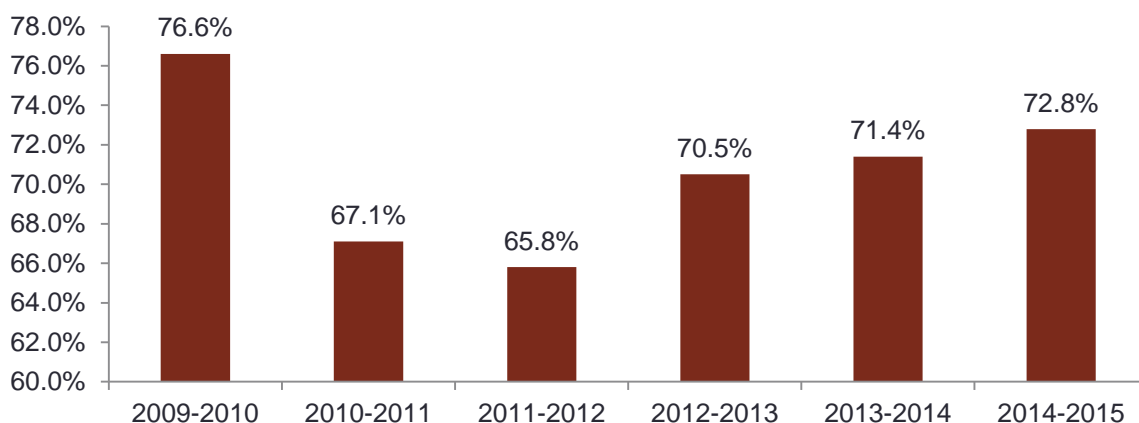
*Source: <http://www.mccs.me.edu/wp-content/uploads/RemedialReportJan2014.pdf>

Student Success

Retention and Graduation Rates of Direct from High School Students from Maine Enrolled in Remedial Courses Fall 2013 Cohort: Maine Community College System*

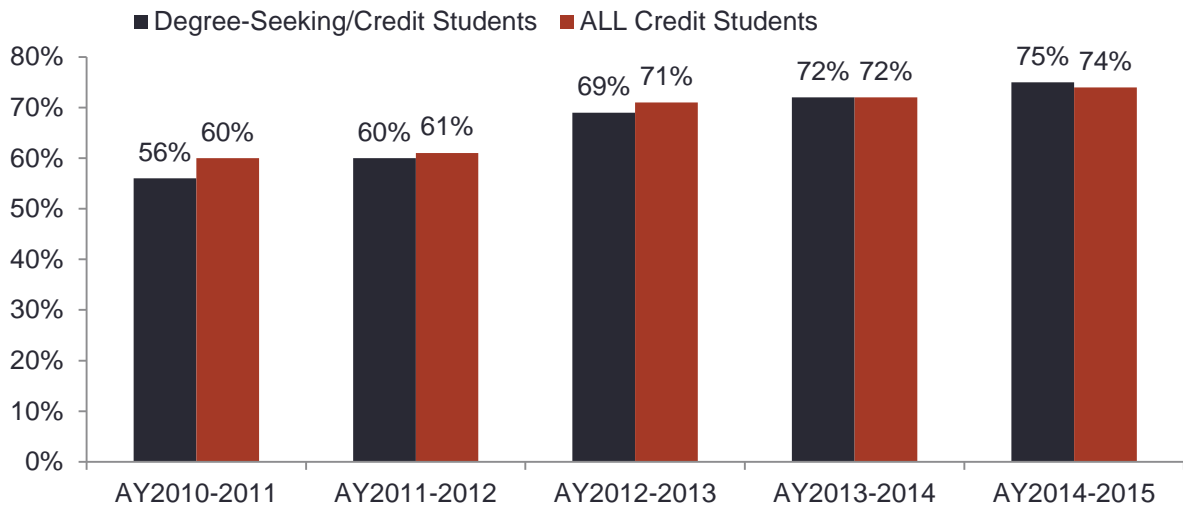
College	Cohort Year	Tracking Year	Total in Cohort	Students Retained		Students Graduated or Transferred		Total Retained, Graduated or Transferred		Not Enrolled	
	2012	2013	#	#	%	#	%	#	%	#	%
Central Maine CC			199	101	50.8	7	3.5	108	54.3	91	45.7
Eastern Maine CC			200	88	44.0	11	5.5	99	49.5	101	50.5
Kennebec Valley CC			23	11	48.0	1	4.3	12	52.2	11	47.8
Northern Maine CC			30	11	36.7	0	0	11	36.7	19	63.3
Southern Maine CC			512	292	57.0	21	4.1	313	61.1	199	38.9
Washington County CC			56	14	25.0	8	14.3	22	39.3	34	60.7
York County CC			51	34	66.7	1	1.9	35	68.6	16	31.4
Maine Community College System Total			1,071	551	51.4	49	4.6	600	56.0	471	44.0

Remedial Math and Algebra Coursework: KVCC Student Successful Completion Rates

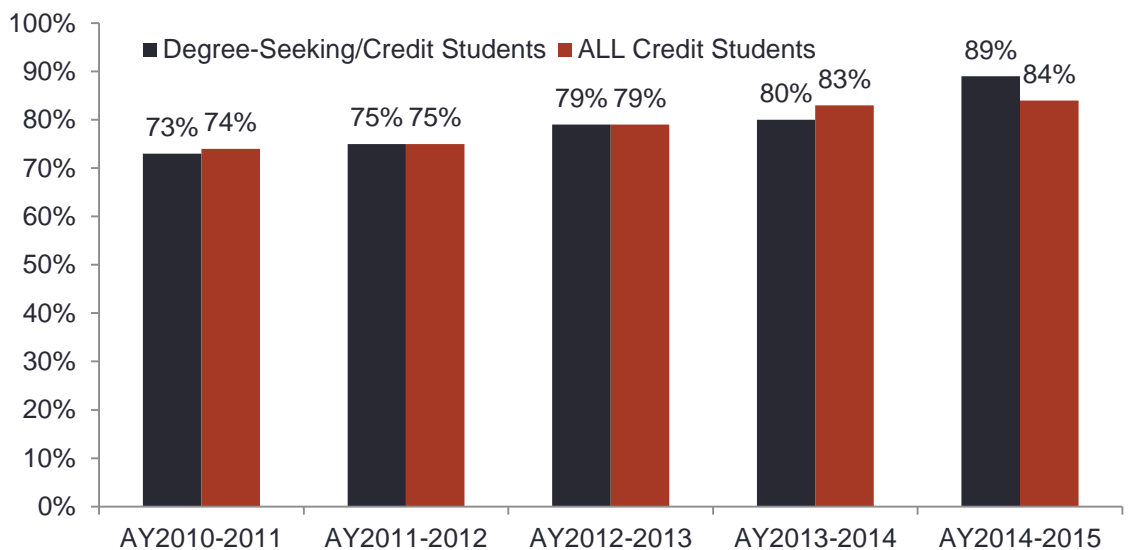


*Source: <http://www.mccs.me.edu/wp-content/uploads/RemedialReportJan2014.pdf>

Gateway* Course Successful Completion: Anatomy & Physiology



Gateway* Course Successful Completion: College Algebra



*Gateway courses are required for Career and Trade degree studies and have a high enrollment of first year students. Successful completion of these courses are critical for successful student retention and degree completion. Gateway courses are often defined as courses that are lower in division, foundational in nature, have high enrollment of students and are higher in risk for non-completion. Success in these courses often correlate with successful retention and completion of students in post-secondary institutions.

Graduates Passing Credentialing Exams*

	AY2012-13	AY2013-14	AY2014-15
Trades & Technology			
Applied Electronics and Computer Technology:			
PC Pro Certification (Administration of Exams began in Fall 2013)	N/A	90%	87%
Network PRO Certification (Administration of Exams began in Fall 2013)	N/A	100%	88%
Electrical Technology	Not Available	100%	100%
Energy Services Technology: (First Cohort Enrolled in Fall 2012)			
	N/A	100%	Not Available
	N/A	100%	Not Available
A Total of 5 exams needing completion in order to be eligible for the Maine Propane Maine Propane/Natural Gas Appliance Installation and Service License	N/A	100%	Not Available
	N/A	100%	Not Available
	N/A	100%	Not Available
EPA 608 Refrigerant Certification	100%	100%	Not Available
Allied Health			
Emergency Medical Technology: Advanced Emergency Care Certificate leads to Maine State licensure and national registration as an Advanced Emergency Technician.	86%	56%	Not Available
Emergency Medical Technology: Paramedic certificate leads to Maine State Licensing and national registration.	81%	89%	Not Available
Health Information Technology: Registered Health Information Technicians: the Commission on Accreditation for Health Informatics and Information Management Education (CAHIIM), Accreditation Services c/o AHIMA, to qualify as a health information management specialist.	100%	100%	100%
Medical Assisting: Medical Assisting Certification (AMMA): the Commission on Accreditation of Allied Health Education Programs on recommendation of the Curriculum Review Board of the American Association of Medical Assistants' Endowment to qualify as a certified Medical Assistant.	75%	94%	100%
Occupational Therapy Assistant: National Board for Certification in Occupational Therapy, Inc., The Accreditation Council for Occupational Therapy Education; national exam to qualify as a COTA (Certified Occupational Therapy Assistant).	82%	100%	100%
Physical Therapist Assistant: Physical Therapy Assistant Licensing Exam, the Commission on Accreditation in Physical Therapy Education of the American Physical Therapy Association; a national exam to qualify as a Physical Therapy Assistant	100%	92%	93%
Radiologic Technology: ARRT, the Joint Committee on Education in Radiologic Technology (JRCERT); to qualify as registered Radiologic Technician	81%	93%	100%
Respiratory Therapy: National Board of Respiratory Care Exam. The Commission on Accreditation of Allied Health Education Programs in collaboration with the Committee on Accreditation for Respiratory Care (COARC); a national exam to qualify as a Respiratory Therapist.	100%	91%	100%
Sonography: Registry exams offered through the American Registry of Diagnostic Medical Sonographers (ARDMS); this program offers certifications in three areas: Abdominal, Ob/Gyn and Ultrasound Physics and Instrumentation. These are national exams to qualify as a registered Sonographer (ultrasound) certified in these specialties.	100%	PG*	Not Available
Nursing			
Nursing: NCLEX-RN: "First Time" Test Takers Pass Rates	96%	86%	100%

A credentialing examination is administered under the direction of a state or national credentialing board.

PG = Examination is conducted post-graduation therefore data is not yet available for Spring 2014 graduating students.

Six-Year Outcomes and First Completion for Students Who Started at KVCC by Enrollment Intensity*

Enrollment Intensity	Overall	Exclusively Full-Time	Exclusively Part-Time	Mixed Enrollment
Total Enrolled (#)	343	107	47	189
Total Completion Rate (%)	51.67	61.83	31.91	50.83
1 st Completion at Same Institution (%)	45.13	56.07	31.91	42.22
1 st Completion at Different Institution: Two-Year (%)	2.04	1.87	0.00	2.64
1 st Completion at Different Institution: Four-Year (%)	4.51	3.88	0.00	5.97
Subsequent Completion at a Four-Year (%)	1.75	2.80	0.00	1.58
Total Four-Year Completion Rate (%)	6.25	6.69	0.00	7.56
Still Enrolled (At Any Institution) (%)	6.21	0.00	4.26	10.21
Not Enrolled (At Any Institution) (%)	42.12	38.17	63.83	38.96

National Benchmark: Six-Year Outcomes and First Completion for Students Who Started at Two-Year Public Institutions by Enrollment Intensity*

Enrollment Intensity	Overall	Exclusively Full-Time	Exclusively Part-Time	Mixed Enrollment
Total Enrolled (#)	983,433	224,927	90,449	667,239
Total Completion Rate (%)	39.13	57.00	18.79	35.89
1 st Completion at Same Institution (%)	26.14	42.93	16.50	21.81
1 st Completion at Different Institution: Two-Year (%)	3.22	2.72	1.44	3.62
1 st Completion at Different Institution: Four-Year (%)	9.77	11.35	0.85	10.46
Subsequent Completion at a Four-Year (%)	6.41	16.20	1.47	3.79
Total Four-Year Completion Rate (%)	16.81	27.55	2.32	14.25
Still Enrolled (At Any Institution) (%)	17.93	3.52	10.93	23.75
Not Enrolled (At Any Institution) (%)	42.94	39.48	70.28	40.35

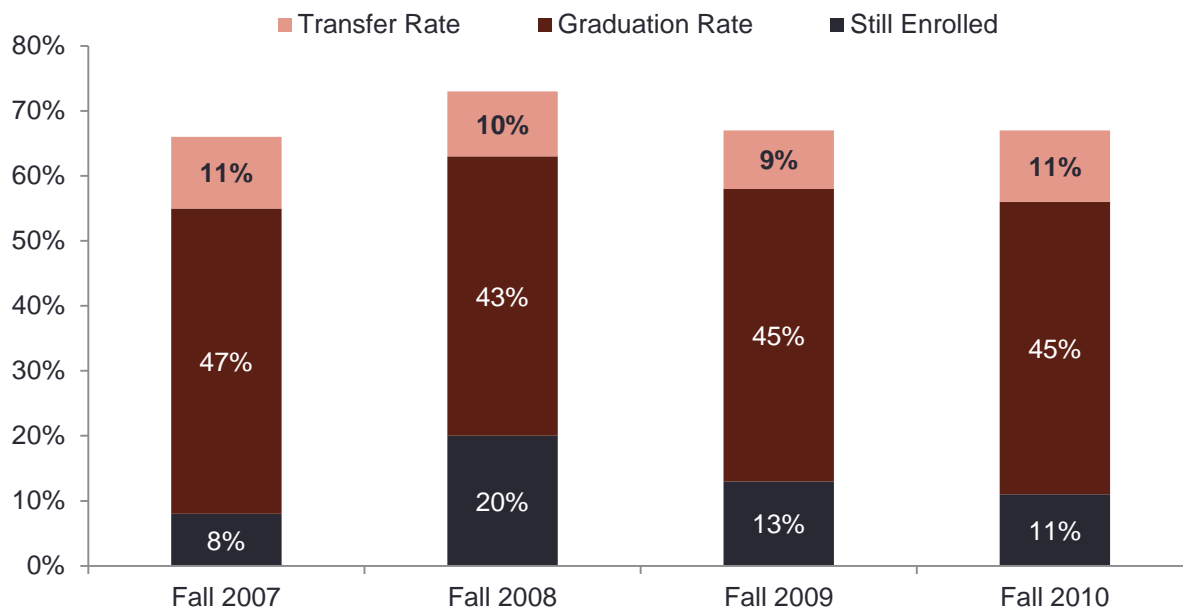
*National Student Clearinghouse Research Center: Fall 2008 Cohort Completion Report

Cohort Graduation, Transfer and Persistence Rates

Initial Enrollment at KVCC	Cohort Size	Number Still Enrolled at KVCC (as of 2013)	Number of Graduates	Number of Transfers	Graduation Rate	Transfer Rate	Persistence Rate
Fall 2007 Cohort	213	18	99	23	47%	11%	66%
Fall 2008 Cohort	287	56	124	29	43%	10%	73%
Fall 2009 Cohort	324	43	146	30	45%	9%	67%
Fall 2010 Cohort	313	34	141	33	45%	11%	67%

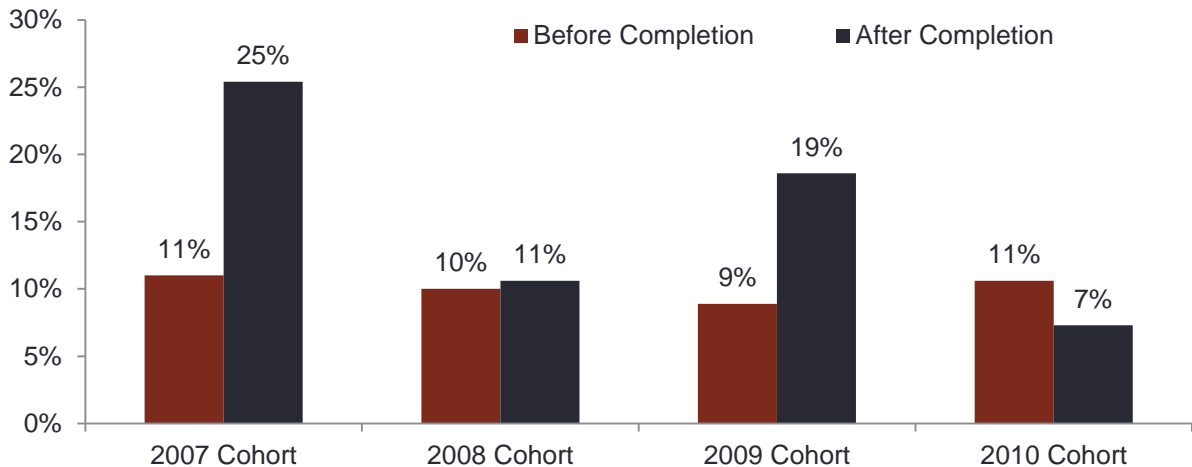
- The cohort is defined as a full-time students attending KVCC for the first time in the Fall of the academic year.
- The percentages in the above table and the chart below reflect the students' status within 150% of the normal time required to complete a degree.
- The transfer percentages in the above table and the chart below reflect only transferring students who did not graduate from KVCC.
- Persistence Rate is the combined percentage of students still enrolled, graduate and transferred at 150% of the normal time required to complete a degree.

Persistence Rate Summary: Retention, Transfer and Graduation Rates*



* At 150% normal time

Transfer of First Time, Full-Time Cohorts



- The cohort is defined as a full-time students attending KVCC for the first time in the Fall of the academic year.
- The percentages reflect the students' status within 150% of the normal time required to complete a degree.

Institutions to Which KVCC Students Have Transferred *(2007-2012 Cohorts)*

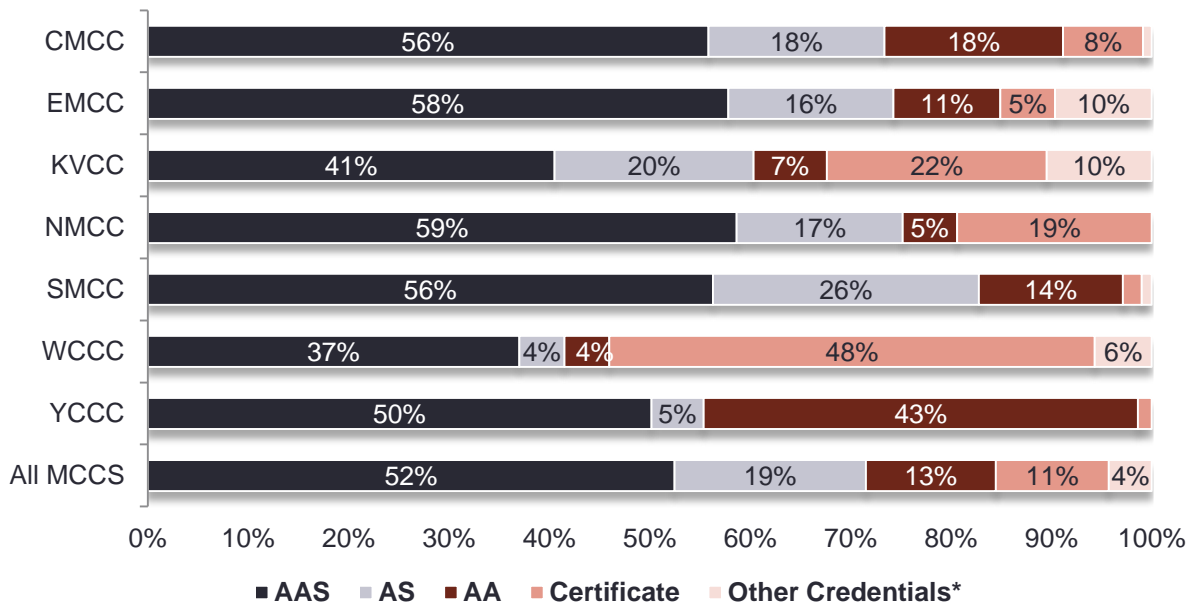
- Bridgewater State University
- Brigham Young University
- Champlain College
- Cochise University
- Gordon College
- Grand Canyon University
- Granite State College
- Hesser College
- Husson University
- Kaplan University
- Maine Maritime Academy
- New England School of Communications
- Pennsylvania State University
- Thomas College
- Southeastern University
- SUNY Fashion Institute
- Unity College
- University of Maine Augusta
- University of Maine Farmington
- University of Maine Fort Kent
- University of Maine Orono
- University of Maine Presque Isle
- University of Minnesota Twins City
- University of New England
- University of North Carolina
- University of Phoenix
- University of Southern Maine
- Utah State
- Webster University

Program Completions

	Award Type	2011-12	2012-13	2013-14	2014-2015
Allied Health and Nursing					
Advanced Emergency Care	AAS	4	9	2	7
Advanced Emergency Care	C	16	27	10	10
Paramedic	C	12	15	10	5
Health Information Technology	AAS	8	17	11	13
Massage Therapy	C	7	9	6	0
Medical Assisting	AAS	7	20	21	15
Phlebotomy	C	11	19	7	21
Medical Office Management	AAS	12	3	0	0
Nursing	AS	29	36	41	31
Occupation Therapy Asstistant	AAS	16	13	13	15
Physical Therapy Assistant	AAS	15	18	15	17
Radiologic Technology	AS	19	15	11	13
Computed Tomography	AC	0	2	0	0
Respiratory Therapy	AS	11	7	11	12
Sonography	AC	10	5	9	12
Trades and Technology					
Applied Electronics & Computer Technology	AAS	9	7	8	8
Engineering Technician Option	AAS	1	1	1	0
Career Services	AAS	0	1	1	0
Electrical Lineworker	C	23	24	19	25
Electrical Technology	AAS	21	19	10	13
Electrical Technology	C	2	7	4	2
Energy Services Technology	AAS	0	0	11	10
Precision Machine Technology	AAS	9	2	4	9
Precision Machine Technology	C	0	2	0	0
Pulp & Paper Technology	AAS	3	2	8	8
Pulp & Paper Technology	C	7	0	1	2
Business					
Accounting	AAS	10	13	10	8
Finance	AAS	2	0	0	0
Marketing/Mangement	AAS	22	24	21	28
English & Humanities					
Liberal Studies	AA	30	33	35	27
Math and Science					
Biological Sciences	AS	7	5	6	4
Computer Aided Drafting & Design	AS	5	5	4	0
Computer Information Systems	AS	14	8	14	15
Computer Information Systems	C	1	1	1	1
Geographic Information System	AS	1	0	0	0
General Science-BIO	AS	0	0	2	2
General Science-Health	AS	0	0	2	7
General Science-Prepharmacy	AS	0	0	0	0
Health Science Preparation	C	4	0	0	0
Sustainable Agriculture	AAS	0	0	0	5
Social Sciences					
Autism Spectrum Disorder Studies	AAS	0	0	3	2
Early Childhood	AAS	23	27	23	13
Infant & Toddler	AC	7	0	0	1
ED Special Education	AAS	0	1	0	0
ED Speech/Language	AAS	7	7	3	2
Mental Health	AAS	19	23	17	9
Total Completions		404	427	375	372

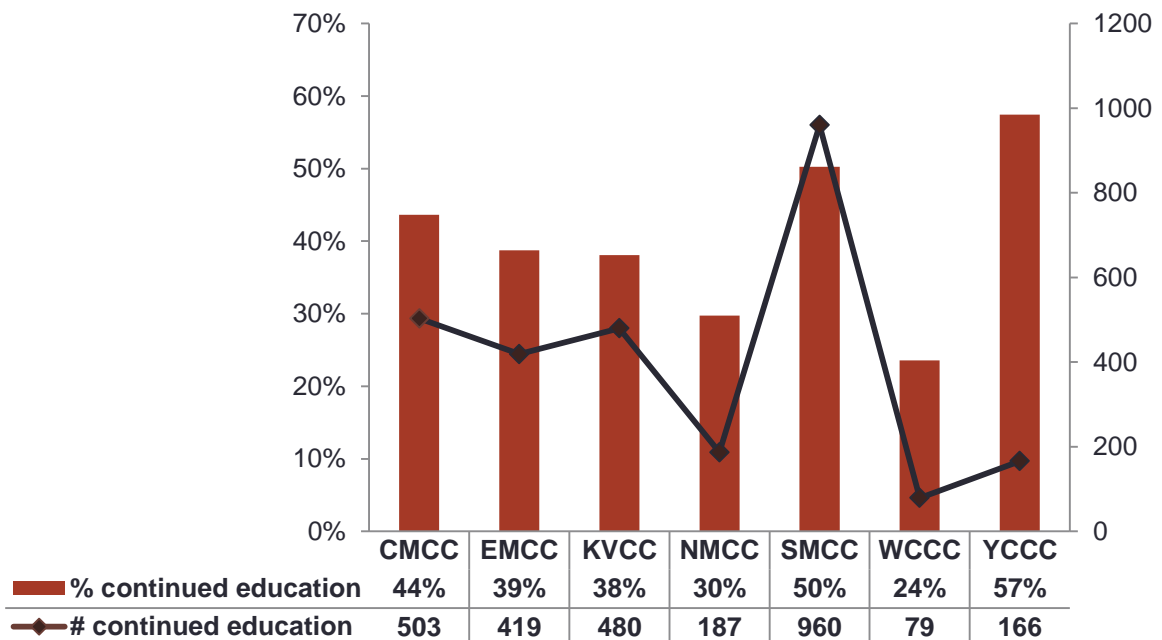
Student Success

Type of Credential Earned by 2009, 2010 and 2011 Maine Community College Graduates**



*Includes the following: Diploma, Certificate of less than 1 Year, and Advanced Certificate

Number and Percentage of Maine Community College Graduates Who Pursued Further Education**



**Source: Profile of Maine Community College Graduates: 2009-2010-2011; Wayne Boardman and Diane Vickrey; September 2014

Mean Annual Wages for KVCC Graduates in High Demand, High Skilled Occupations*

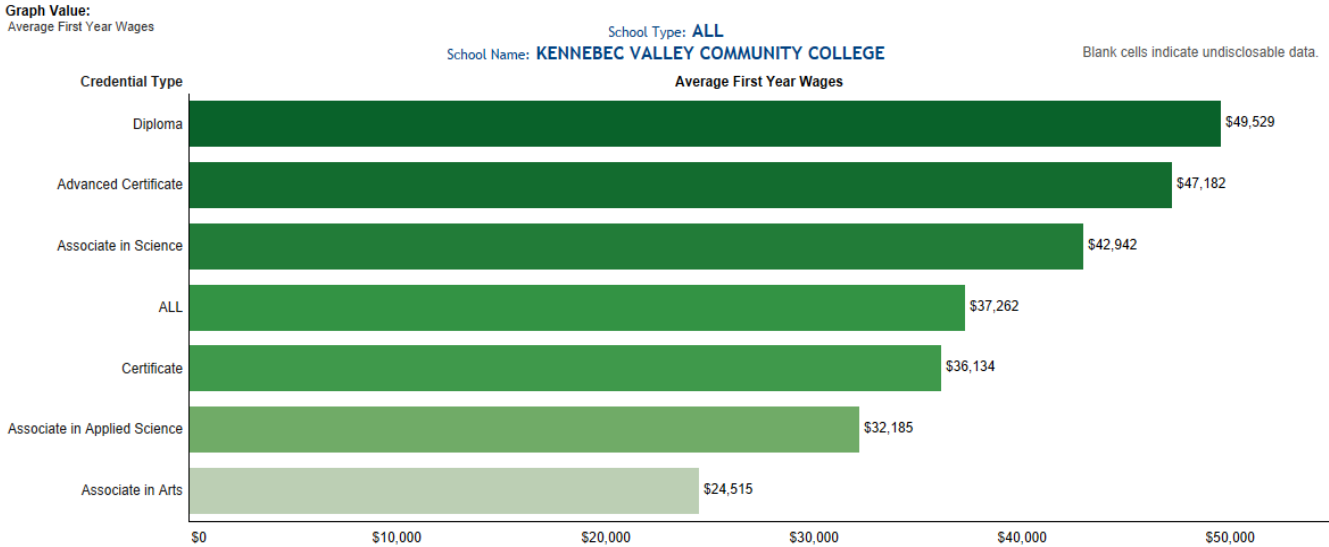
Program	2009	2012	2014
Allied Health & Nursing			
Nursing	\$47, 893	\$52,499	\$54,665
Radiology Technology	\$40,131	\$47,112	\$48,156
Trades & Technology			
Electrical Technology	\$26,297	\$31,200	\$41,440
Electrical Lineworker Technology	\$37,216	\$44,741	\$40,320
Energy Services Technology	N/A	N/A	\$40,320

* Self-Reported data collected from the graduate tracer study administered at six months post graduation

Wage and Employment Outcomes by School, System, and Campus

Academic Years: 2009-2011

Display: ☒ Graph* ☐ Table
View Area of Study: ☒ No ☐ Yes
Credential Type (multi-select): All
Group by: ☒ ALL ☐ University of Maine System ☐ Maine Community College System
Select a School: KENNEBEC VALLEY COMMUNITY COLLEGE



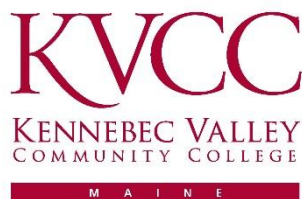
*Graphs display only those credentials and areas of study that qualify for the Average First Year Wages metric. Use the table view for a more comprehensive list. See the Notes tab for more information about calculating Average First Year Wages.

SECTION 7: STUDENT FINANCIAL ASSISTANCE



*Culinary Arts Kitchen,
Alfond Campus*

Fairfield Campus
92 Western Avenue
Fairfield, Maine 04937



Harold Alfond Campus
15 Stanley Road
Hinckley, Maine 04944

www.kvcc.me.edu

1-800-528-5882

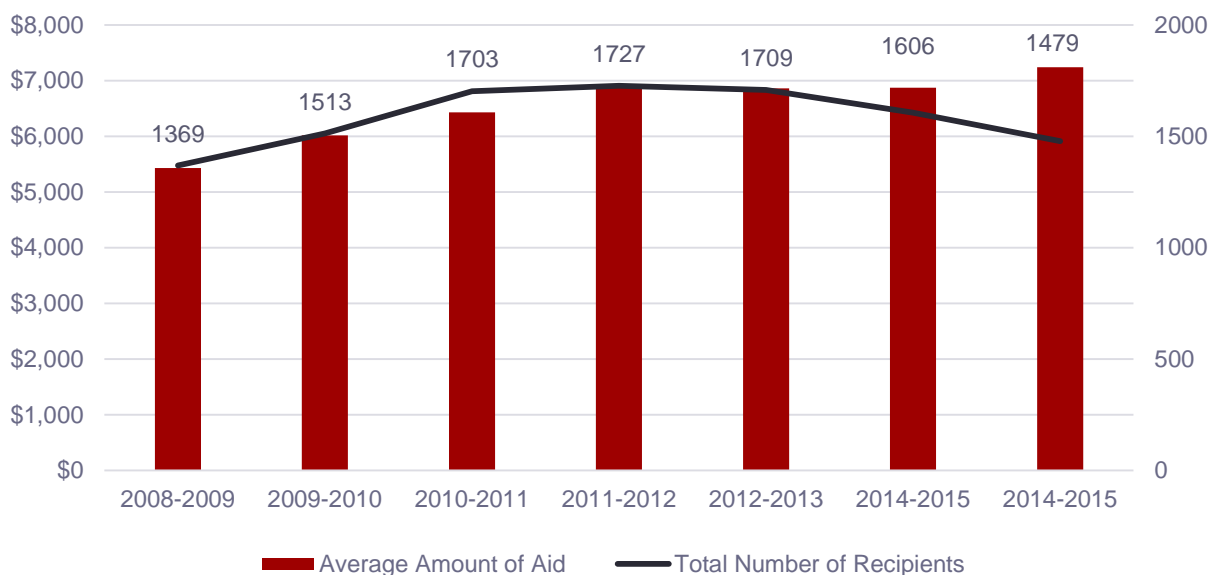
Student Financial Assistance

Student Financial Aid: 2010 – 2015*

		2010-2011	2011-2012	2012-2013	2013-2014	2014-2015
AWARDS/BENEFITS						
Pell	Number of Pell Students	1292	1325	1283	1174	1120
	Total Pell Award	\$4,658,921	\$4,529,232	\$4,240,435	\$3,863,419	\$3,614,795
Other Federal	Number of Other Federal Award Students	228	180	190	192	229
	Total Other Federal Award	\$324,919	\$257,352	\$153,774	\$112,465	\$104,098
Work Study	Number of Work Study Students	33	29	30	25	33
	Total Work Study Award	\$46,323	\$43,654	\$40,832	\$38,576	\$40,376
State	Number of State Benefit Students	898	911	899	734	820
	Total State Award	\$1,227,711	\$1,109,991	\$905,807	\$673,389	\$689,824
Institutional /Tuition Waiver	Number of Institutional/ Tuition Waiver Students	271	189	219	278	377
	Total Institutional /Tuition Waiver Award	\$251,270	\$260,549	\$203,726	\$265,695	\$432,493
KVCC Foundation	Number KVCC Foundation Students	133	184	151	186	253
	Total KVCC Foundation Award	\$86,023	\$124,699	\$104,881	\$146,825	\$153,977
Private Sector	Number of Private Sector Award Students	120	117	137	145	139
	Total Private Sector Award	\$150,966	\$156,069	\$180,962	\$191,509	\$198,854
VA Benefits	Number of VA Benefit Students	113	117	128	135	105
	Total VA Benefit Award	\$847,865	\$844,787	\$1,021,158	\$1,099,890	\$733,445
LOANS						
Federal Loans inc. PLUS	Number of Federal Loan Students	793	912	901	862	843
	Total Federal Loan	\$3,349,448	\$4,576,425	\$4,835,860	\$4,574,206	\$4,697,626
Private Education Loans	Number of Private Education Loan Students	8	11	12	10	9
	Total Private Education Loan	\$40,171	\$67,830	\$90,859	\$70,559	\$48,227
Total Amount of Awards/Benefits/Loans		\$10,983,617	\$11,970,588	\$11,778,294	\$11,036,533	\$10,713,715

*Data is based on time period of July 1st to June 30th

2009 – 2014: Average Amount of Student Aid

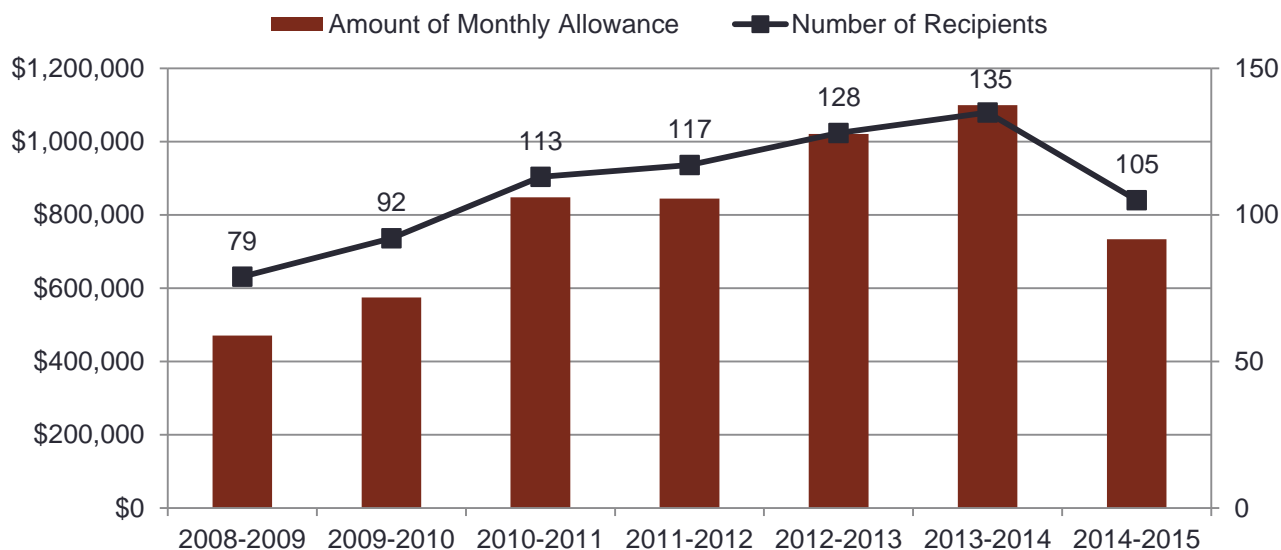


Amount of Tuition Waivers Authorized 2014-2015

Type of Waiver	Total Awarded
KVCC Employee Dependent	\$8,370.00
KVCC Employee Waiver	\$3,960.00
Native American Tuition Waiver (State of Maine)	\$1,620.00
Veteran's Dependent Waiver (US Veterans Affairs)	\$25,160.00
High School Tuition Waiver	\$32,894.00
Dual Enrollment Waiver	\$303,916.00
Foster Care Waiver	\$1,440.00
Volunteer Waivers	\$1,620.00
ECFORME Senior Waivers (High School)	\$629.46
Other Waivers	\$1,294.00
Total ALL Authorized Waivers 2013-2014	\$380,903.46

Student Financial Assistance

United States Veterans Affairs Benefits*



*Veteran Affairs numbers include benefits awarded directly to the student and amounts directly awarded to KVCC

All credit programs and some non-credit courses are approved by the Maine State Approving Agency for Veterans Education Programs for the use of the various VA educational assistance programs, more commonly known as “GI Bills.” Qualified military personnel, veterans, and their eligible dependents who are enrolled in approved programs may apply for VA benefits through the KVCC Financial Aid Office.

United States Department of Labor Trade Adjustment Act

Academic Year	Number of Students	Total Amount Paid to KVCC by TAA	Average Amount per Student
2013-2014	7	\$21,143	\$3,020
2014-2015	16	\$20,661	\$1,291

The Trade Adjustment Assistance (TAA) Program is a federal entitlement program that assists U.S. workers who have lost or may lose their jobs as a result of foreign trade. This program seeks to provide adversely affected workers with opportunities to obtain the skills, credentials, resources, and support necessary to become reemployed.

http://www.doleta.gov/tradeact/docs/program_brochure2014.pdf

Student Loan Default Rates by School FY 2010, 2011, 2012*

		FY2010	FY2011	FY2012
Kennebec Valley Community College	Default Rate	22.3%	21.4%	15.1%
	No. in Default	78	89	66
	No.in Repay	349	415	436
	Enrollment Figures	3259	3539	3746
	Percentage Calculations	10.7%	11.7%	11.6%
		FY2010	FY2011	FY2012
Central Maine Community College	Default Rate	15.6%	13.3%	18.9%
	No. in Default	88	88	161
	No.in Repay	561	661	851
	Enrollment Figures	3414	3648	3739
	Percentage Calculations	16.4%	18.1%	22.7%
		FY2010	FY2011	FY2012
Eastern Maine Community College	Default Rate	14.7%	15.2%	13.5%
	No. in Default	72	76	83
	No.in Repay	488	497	611
	Enrollment Figures	2631	3111	3252
	Percentage Calculations	18.5%	15.9%	18.7%
		FY2010	FY2011	FY2012
Northern Maine Community College	Default Rate	20.1%	15.2%	23.4%
	No. in Default	58	45	78
	No.in Repay	288	295	333
	Enrollment Figures	1440	1518	1548
	Percentage Calculations	20.0%	19.4%	21.5%
		FY2010	FY2011	FY2012
Southern Maine Community College	Default Rate	18.5%	19.8%	15.4%
	No. in Default	257	312	292
	No.in Repay	1389	1575	1891
	Enrollment Figures	7874	8391	9354
	Percentage Calculations	17.6%	18.7%	20.2%
		FY2010	FY2011	FY2012
Washington County Community College	Default Rate	20.5%	29.5%	34.5%
	No. in Default	16	26	37
	No.in Repay	78	88	107
	Enrollment Figures	540	579	687
	Percentage Calculations	14.4%	15.1%	15.5%
		FY2010	FY2011	FY2012
York County Community College	Default Rate	19.8%	17.4%	14.7%
	No. in Default	41	48	42
	No.in Repay	207	275	285
	Enrollment Figures	1811	2082	2239
	Percentage Calculations	11.4%	13.2%	12.7%

*<https://www.nslds.ed.gov>

SECTION 8: *Growing the Harold Alfond Campus*



Fairfield Campus
92 Western Avenue
Fairfield, Maine 04937



Harold Alfond Campus
15 Stanley Road
Hinckley, Maine 04944

www.kvcc.me.edu

1-800-528-5882

Business Administration

- Accounting
- Marketing
- Computer Systems Integration (*New program*)

Education

- Autism Spectrum Disorder Studies
- Early Childhood Education
- Special Education
- Speech/Language Studies

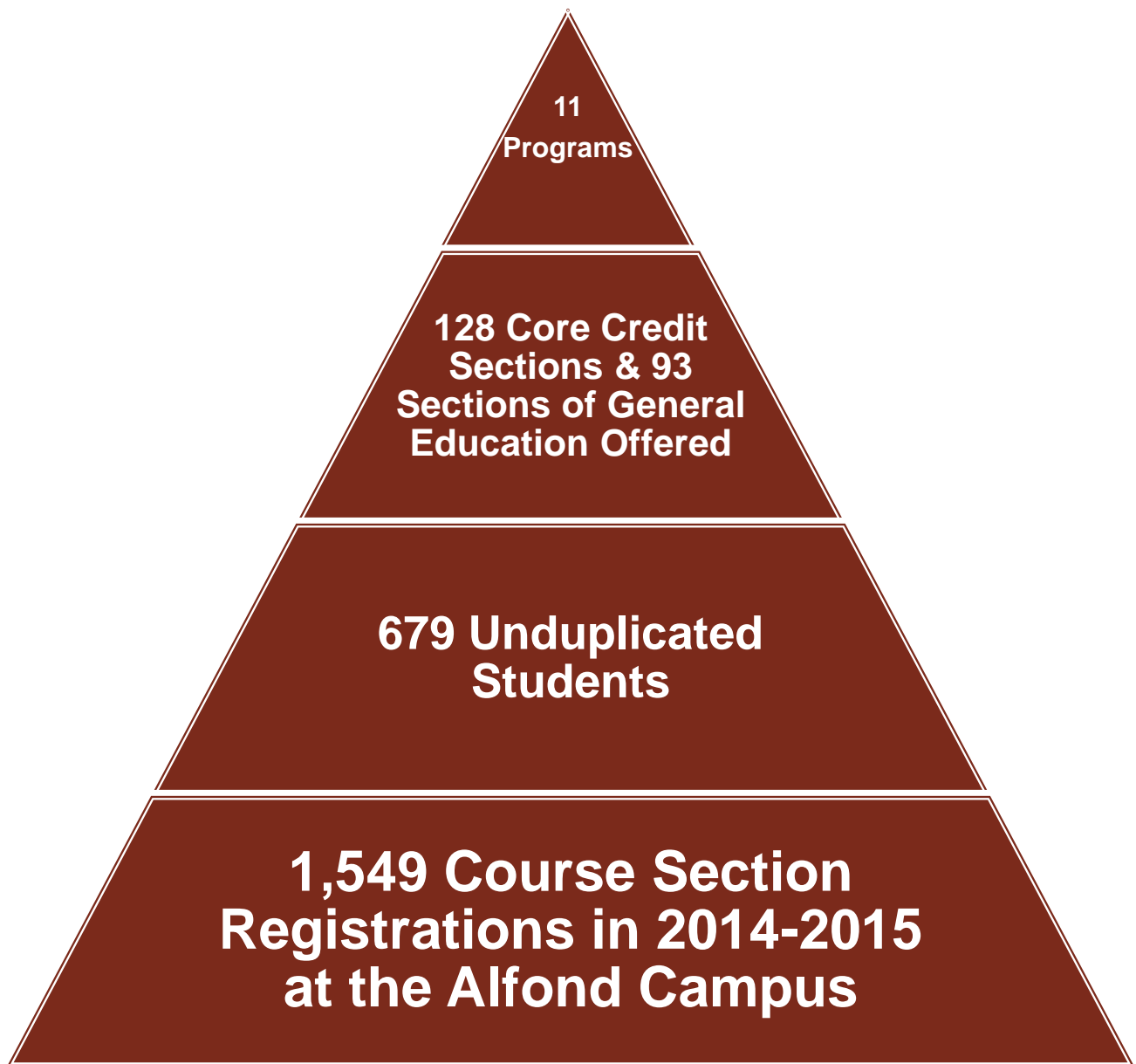
Farm-to-Table Innovation

- Culinary Arts (New Program)
- Sustainable Agriculture (*NewProgram*)

Liberal Studies

Mental Health Studies (*Enhanced Program*)

Harold Alfond Campus: Enrollment

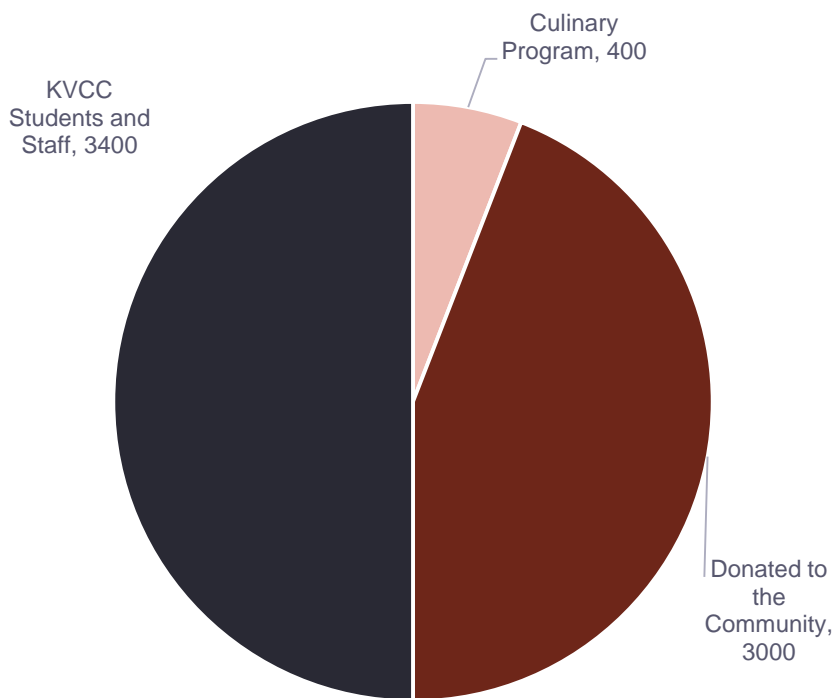


Based on enrollment caps and projected targets,
approximately **400** new **students** will be enrolled in
a newly created, expanded or existent program in
Fall 2015

Harold Alfond Campus: Farm-To-Table Implementation Timeline



KVCC's Farm-to-Table Innovation is Expanding Maine's Local Food Movement



The culinary program at KVCC is unique as it demonstrates farm to table practices. In the fall 2014 **over 400 pounds of produce** and four sows from the agriculture program were used for cooking in the classroom.

Final numbers of harvested flowers, herbs and vegetables totaled over 6800 pounds. **Three thousand pounds were donated** to Loving Caring Hands Food Bank via Mainers feeding Mainers, a program of the Good Shepherd Food Bank, which resulted in a payback to the school of nearly \$2500.

SECTION 9: KVCC FOUNDATION



*All that Jazz Event
Spring 2014*

Fairfield Campus
92 Western Avenue
Fairfield, Maine 04937



Harold Alfond Campus
15 Stanley Road
Hinckley, Maine 04944

www.kvcc.me.edu

1-800-528-5882

Mission

To provide area citizens with an accessible and affordable quality education. The KVCC Foundation Board of Trustees achieves this goal by raising funds to promote and support all educational programs; to provide state-of-the art equipment and facilities; and to ensure access through scholarship funds for needy students.

History

The KVCC Foundation was established in 1991 with the goal of supporting both the College and its students. The Foundation has raised an endowment portfolio of over **\$4 million** to support student scholarships, technology and equipment upgrades, and access to student support services. Since its inception, the Foundation has awarded over **\$1.5 million** in student scholarships, opening the doors to education for more than 1,400 KVCC students.

Why Scholarships?

Students often struggle to fill the gap between financial aid awards and the total cost of college (tuition, books, tools, transportation, childcare, etc). For many, this task is insurmountable without scholarship support. A scholarship increases a student's ability to access, persist, and complete a college program, often shortening the time from enrollment to degree, particularly for low-income students. Scholarships frequently make the difference in empowering a student to attend college full- or part-time, reduce student loan debt, and decrease the likelihood of a student leaving school due to financial hardship.

KVCC Foundation Events

The KVCC Foundation hosts two annual events aimed at raising funds for student scholarships and academic resources. The Spring *Gala* is the Foundation's largest event. The Summer Golf Tournament has generated scholarship funds for 20 consecutive years

2014-2015: KVCC Foundation Balance

	Balance
Endowed Scholarships	\$2,704,835
Non-Endowed Scholarships	\$831,333
Other funds	\$534,110
Total Funds <i>(as of June 30, 2015)</i>	\$4,114,954

Every day at KVCC, we witness lives in transformation, and although you will find dollar amounts listed on this page, there is no way to quantify or qualify the true value of support provided by the KVCC Foundation's numerous benefactors.

Thanks to true generosity, 253 students were empowered to attend KVCC courses during the 2014-2015 academic year knowing that many generous supporters believed in them. Collectively, these scholarship recipients were awarded \$153,977, funds which significantly reduced the financial burden of college enrollment for these deserving students.

The successes of KVCC students are made possible through the generosity of KVCC Foundation supporters. Gifts are an investment in the lives of our students and our community; the gift of education is the gift of a brighter future.

2014-2015: KVCC Foundation Fundraising Contributions

	Amount
Funds to Support KVCC Academic Programs	\$270,300
Endowed Scholarships	\$93,104
Non Endowed Scholarships	\$48,698
All Other Charitable Event Contributions	\$34,560
An Evening of Jazz	\$76,289
Total 2014-2015 (as of June 30, 2015)	\$522,951

"Healthcare is my passion and I was in search of a school to provide me with the best possible education. I am confident that I have found this with KVCC. I am currently working as an Advanced EMT. My educational experience at KVCC will allow me to be better able to serve the rural parts of Maine that I love so much. The Lunder Scholarship will help reduce my financial burden and it will help show our children how important lifelong learning truly is! Please accept my gratitude for your support. The Lunder Scholarship is helping me to reach my goal of becoming a Registered Nurse!"

---Meredith Young (Class of 2015)

Since 1991,
The KVCC Foundation has awarded over
\$1.5 million in student scholarships;
opening the doors to education for more than
1,400 students



"I am both pleased and humbled to have been chosen as a recipient of the KVCC Foundation Scholarship. I extend a heart-felt thank you for such a generous gift and for your support. I am beginning a new chapter in my life and am now pursuing a journey that has always been important to me since my adolescent years picking potatoes in Aroostook County. My financial resources are limited but with this opportunity I am able to pursue a life-long passion and plan a business venture as well. Thank you for your generosity in supporting me through the KVCC Sustainable Agriculture Program and in my journey to a healthier and more prosperous life." ----Robin Robinson Garland (Class of 2015)

SECTION 10: INSTITUTIONAL FINANCIAL DATA

*Sustainable Agriculture Farm
Alfond Campus*



Fairfield Campus
92 Western Avenue
Fairfield, Maine 04937



Harold Alfred Campus
15 Stanley Road
Hinckley, Maine 04944

www.kvcc.me.edu

1-800-528-5882

Institution Financial Data

2014-2015: Active Federal Grants

Name	Purpose	Amount	Start	End
National Science Foundation Energy Services and Technology Services Grant	Academic Programming: Energy Services Technology	\$735,844	09/01/2012	08/31/2016
Department of Energy Solar Grant	Academic Programming: Solar Energy	\$1,000,000	07/01/2012	06/30/2015
Trade Adjustment Assistance Community College Career Training Grant 2	Academic Programming: Sustainable Agriculture & Culinary Arts	\$2,500,000	10/01/2012	09/30/2016
Trade Adjustment Assistance Community College Career Training Grant 3	Academic Programming: Maine is IT!	\$2,161,343	10/01/2013	09/30/2017
Department of Education Title III Grant	Strengthening Institutions: Retention, Completion & Transfer	\$1,633,508	10/01/2011	09/30/2016
TRiO Grant	Student service program to identify and provide services for individuals from disadvantaged backgrounds.	\$863,372	08/31/2010	08/31/2015
Carl D. Perkins Career and Technical Education	Academic Programming: Career and Technical Education programs	\$305,686	07/01/2013	08/31/2017
Carl D. Perkins Career and Technical Education	Non-Traditional by Gender, Childcare & Transportation Support for Students in Career and Technical Education programs	\$23,513	07/01/2013	06/30/2014
Total 2014-2015		\$9,243,846		

Institution Financial Data

2014-20145: Active State of Maine Bond and Maine State Grant Dollars

Name	Purpose	Amount	Start	End
2010 State Bond	Building Renovations & Energy Upgrades	\$740,000	07/01/2010	06/30/2015
State of Maine Quality Center	Sonography Degree Program	\$262,000	08/01/2014	12/31/2015
State of Maine Quality Center	Respiratory Therapy Degree Program	\$168,131	09/01/2015	05/31/2017
2013 State Bond	Building Renovations and Capital Projects	\$2,000,000	01/01/2014	12/31/2019
Total 2014-2015		\$2,884,627		

2014-2015: Active Private Grant Dollars

Name	Purpose	Amount	Start	End
Harold Alfond Foundation*	Building Renovations and Capital Projects at Alfond Campus	\$15,630,000	01/23/2012	06/30/2017
KVCC Foundation –Maine Timberland Charitable Trust	Planning Grant: Forest Technology Degree Program	\$135,985	12/18/2013	06/30/2015
Samuel L. Cohen Foundation*	Academic Programming: Early Childhood Education Online Learning	\$233,381	07/01/2012	06/30/2016
Jane's Trust*	Academic Programming: Sustainable Agriculture	\$100,000	12/19/2012	01/31/2015
Elmina B. Sewall*	KVCC Family Lab and Nature Explorer Center	\$290,000	05/29/2015	06/30/2017
Total 2014-2015		\$16,389,366		

**Funded through The Foundation for Maine's Community Colleges*

Statement of Revenues, Expenditures and Changes in Net Assets

			FY 2012	FY 2013	FY 2014	FY2015
Operating Revenue:						
Tuition and Fees			\$ 5,157,116	\$ 5,135,571	\$ 4,999,273	\$ 4,897,926
Less: scholarship allowances			\$ (5,526,530)	\$ (5,294,950)	\$ (4,715,893)	\$ (4,532,915)
Net student fees			\$ (369,414)	\$ (159,379)	\$ 283,380	\$ 365,011
Federal Grants - ARRA			\$ 5,075	\$ 0	\$ 0	\$ 0
Federal Grants			\$ 6,289,954	\$ 6,209,446	\$ 6,744,942	\$ 6,960,708
State and Local grants and contracts			\$ 601,750	\$ 537,750	\$ 439,250	\$ 470,250
Non-governmental grants and contracts			\$ 558,417	\$ 686,375	\$ 538,969	\$ 939,438
Auxiliary Enterprises			\$ 1,118,068	\$ 1,062,767	\$ 932,813	\$ 902,838
Other operating revenues			\$ 99,235	\$ 154,545	\$ 136,033	\$ 129,565
Total operating revenue			\$ 8,303,085	\$ 8,491,504	\$ 9,075,387	\$ 9,774,805
Operating Expenses:						
Instruction			\$ 6,209,678	\$ 6,000,516	\$ 7,027,712	\$ 7,198,741
Public service			\$ 0	\$ 37,173	\$ 62,827	\$ 62,827
Academic support			\$ 1,619,385	\$ 1,824,697	\$ 1,813,928	\$ 1,809,119
Student Services			\$ 1,220,163	\$ 1,299,094	\$ 1,390,721	\$ 1,402,176
Institutional Support			\$ 1,334,724	\$ 1,349,238	\$ 1,479,804	\$ 1,644,263
Operations and maintenance			\$ 1,239,560	\$ 1,369,392	\$ 1,572,456	\$ 1,742,737
Student Aid			\$ 47,911	\$ 44,562	\$ 42,312	\$ 41,906
Auxiliary Enterprise			\$ 1,044,031	\$ 1,011,808	\$ 883,469	\$ 894,912
Depreciation and amortization			\$ 928,303	\$ 1,059,584	\$ 1,158,686	\$ 1,458,592
Total operating expenses			\$ 13,643,755	\$ 13,996,064	\$ 15,431,915	\$ 16,192,446
Operating loss			\$ (5,340,670)	\$ (5,504,560)	\$ (6,356,528)	\$ (6,417,641)
Non-operating revenues (expenses)						
State Appropriations			\$ 5,562,480	\$ 5,926,580	\$ 6,103,248	\$ 6,187,138
Other state revenue			\$ 0	\$ 0	\$ 63,590	\$ 130,456
Gifts			\$ 314,278	\$ 22,169	\$ 14,857	\$ 1,000,600
Investment income			\$ 10,899	\$ 29,446	\$ 37,319	\$ (3,730)
Interest expense			\$ (39,378)	\$ (37,742)	\$ (36,056)	\$ (34,319)
Net non-operating revenues			\$ 5,848,279	\$ 5,940,453	\$ 6,182,958	\$ 7,280,145
Loss before other revenues, expenses, gains, losses			\$ 10,557,609	\$ 435,893	\$ (173,570)	\$ 862,504
Capital Grants			\$ 10,560,000	\$ 6,500	\$ 0	\$ 0
Proceeds from state for capital asset acquisition			\$ 448,245	\$ 46,136	\$ 444,924	\$ 547,028
Other non operating expenses			\$ (23,068)	\$ (96,000)	\$ 0	\$ 0
Inter campus transfers			\$ 83,384	\$ 2,211,424	\$ 411,167	\$ 10,788
Increase in net assets			\$ 11,576,170	\$ 2,603,953	\$ 682,521	\$ 1,419,370
NET Assets						
Net Assets - beginning of year			\$ 14,541,705	\$ 26,117,875	\$ 28,721,828	\$ 29,404,350
Net assets - end of year			\$ 26,117,875	\$ 28,721,828	\$ 29,404,349	\$ 30,823,720

SECTION 11: EMPLOYEES



*Community Day,
Fairfield Campus*

Fairfield Campus
92 Western Avenue
Fairfield, Maine 04937

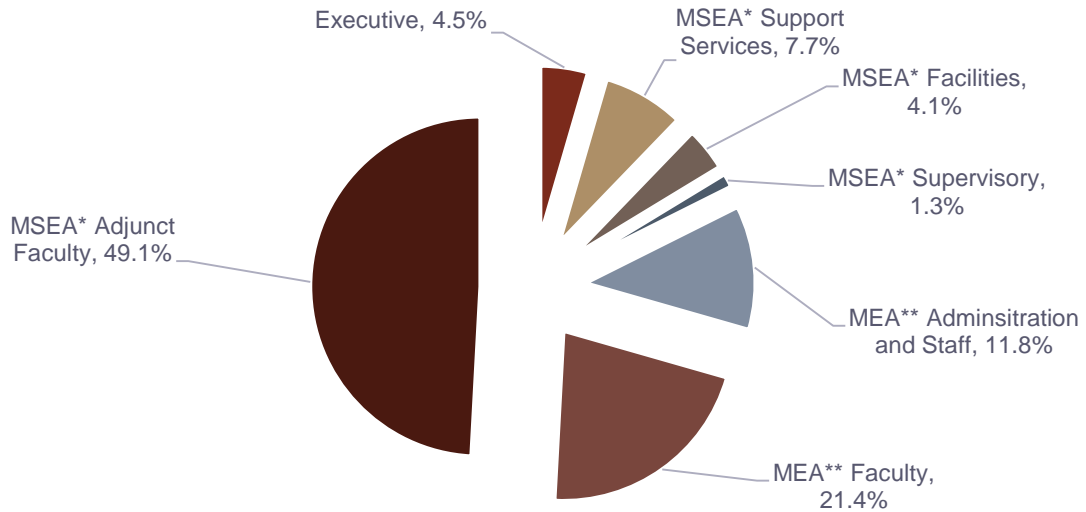


Harold Alfond Campus
15 Stanley Road
Hinckley, Maine 04944

www.kvcc.me.edu

1-800-528-5882

2014 – 2015: Employees by Bargaining Units



Status of Employees

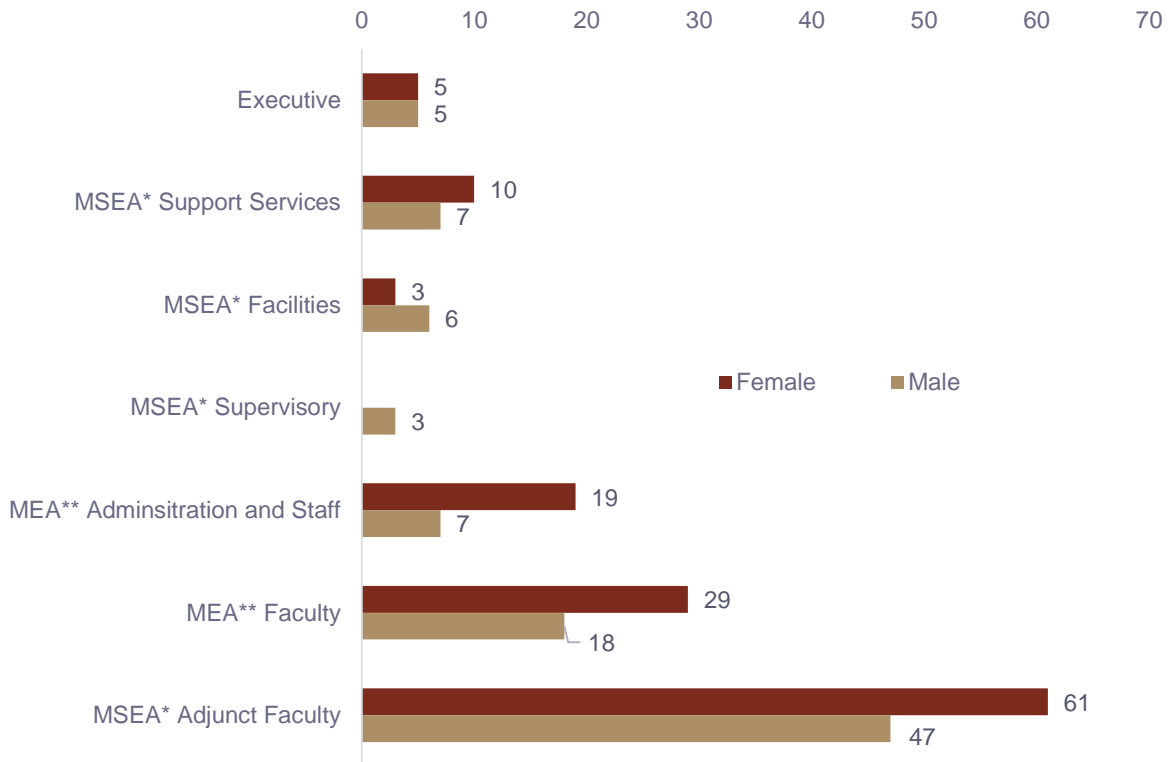
Status	Full-Time	Part-Time	Total
Executive	9	1	10
MSEA* Support Services	17	0	17
MSEA* Facilities	9	0	9
MSEA* Supervisory	3	0	3
MEA** Administration and Staff	23	3	26
MEA** Faculty	45	2	47
MSEA* Adjunct Faculty	0	108	108
Total	106	114	220

*Maine State Employees Association

** Maine Education Association

Employees

Gender of Employees



Faculty Salary

Faculty	Male	Female	Total
Number of Faculty	18	29	47
Total Salary	\$1,062,242	\$1,631,134	\$2,693,376
Average Salary	\$59,013	\$58,255	
Median Salary	\$53,365	\$58,313	

SECTION 12: BUSINESS & INDUSTRY/ PROFESSIONAL DEVELOPMENT



Energy Services Technology Lab,
Fairfield Campus

Fairfield Campus
92 Western Avenue
Fairfield, Maine 04937

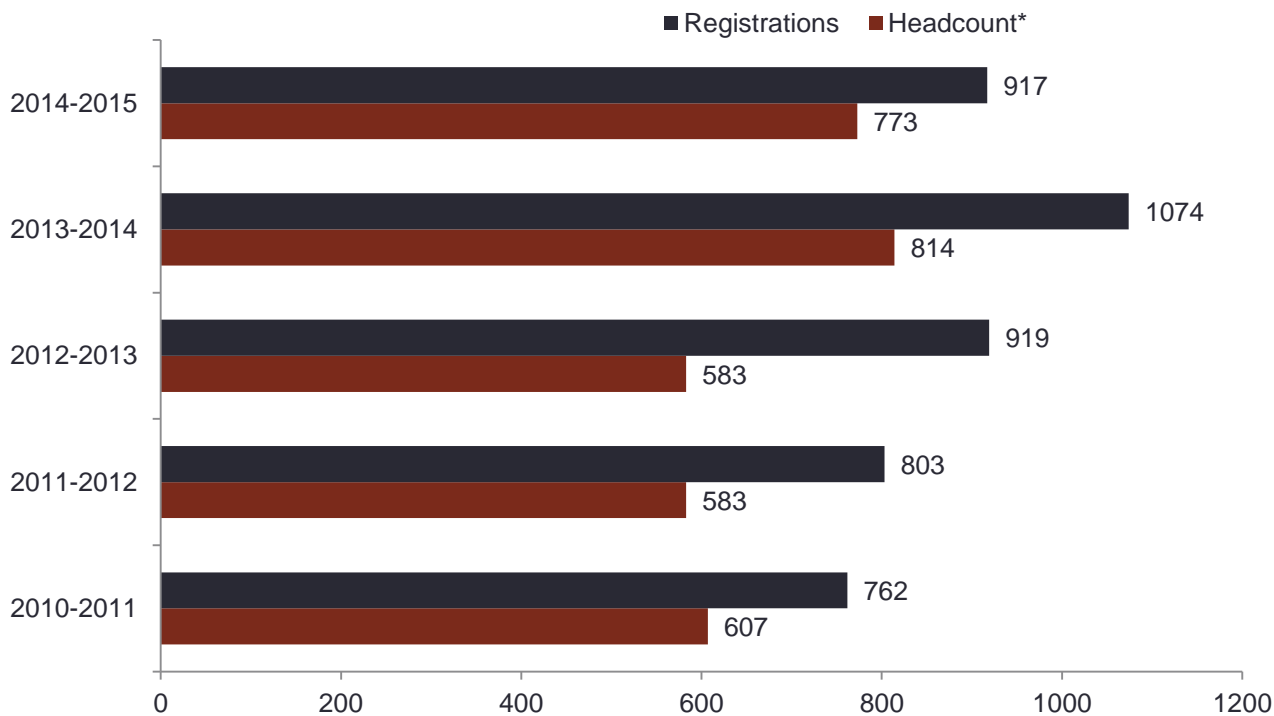


Harold Alfond Campus
15 Stanley Road
Hinckley, Maine 04944

www.kvcc.me.edu

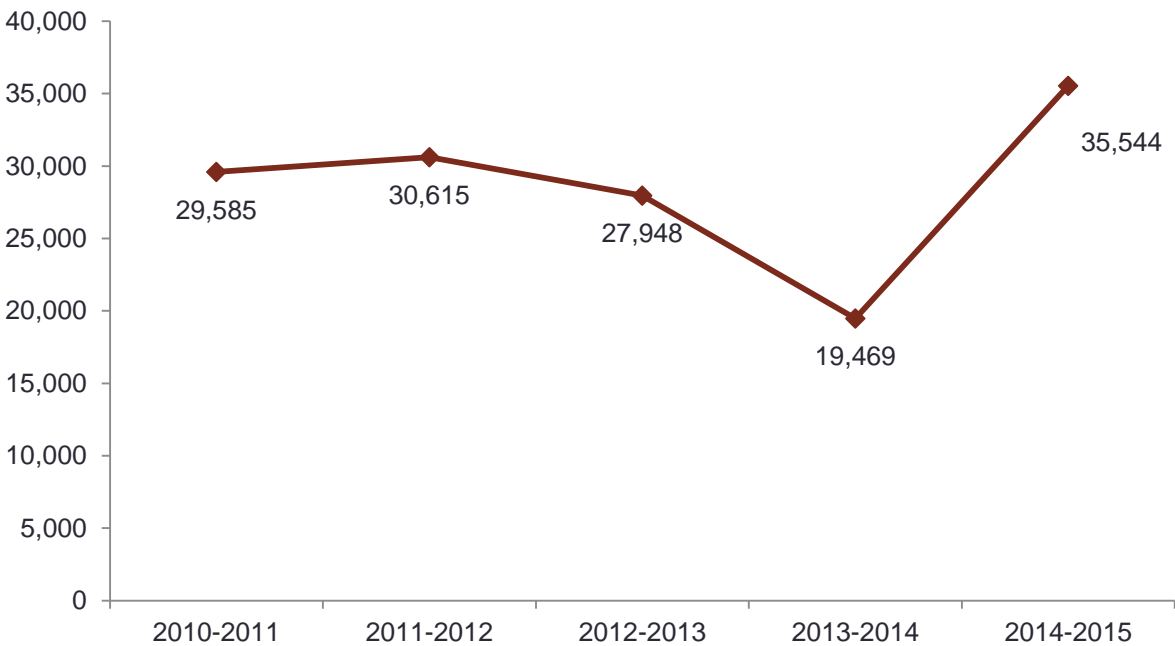
1-800-528-5882

Workshops, Seminars & Courses



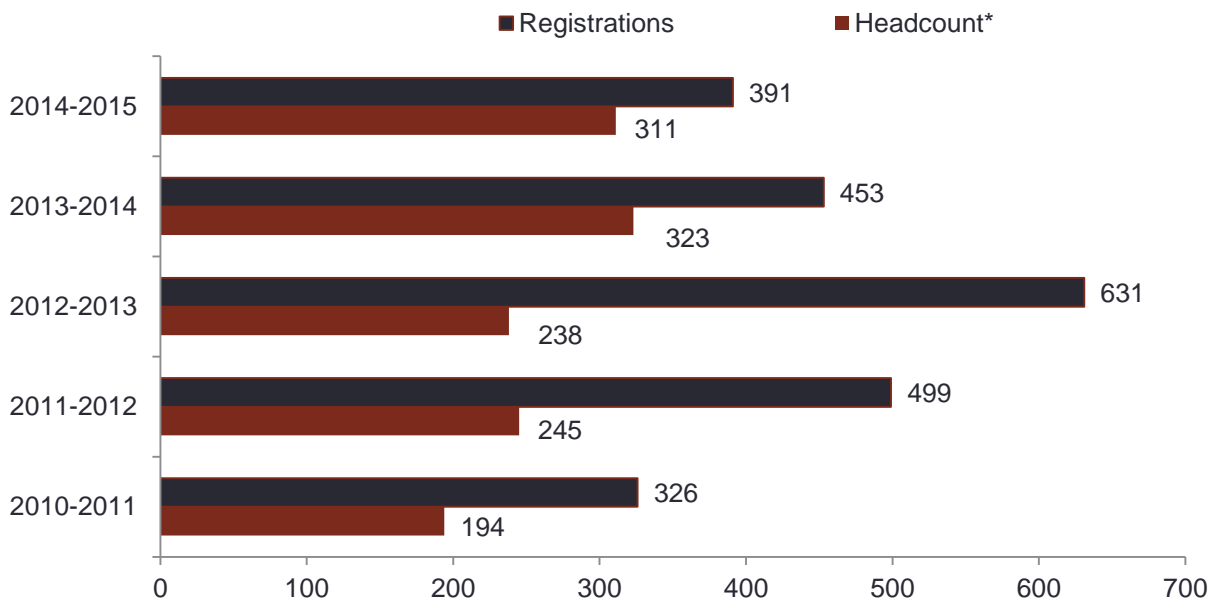
**Unduplicated: Each participant's social security number is counted only one time during the 12-month period.*

Total Participant Contact Hours**



***Calculated by multiplying the number of contact hours by participant headcount in each non-credit course offered during the fiscal year, then adding the results together to reach the total.*

Contract Training (Including State of Maine Quality Center Professional Development Grant)



**Unduplicated: Each participant's social security number is counted only one time during the 12-month period.*

Total Participant Contact Hours (Including State of Maine Quality Center Professional Development Grant)**



***Calculated by multiplying the number of contact hours by participant headcount in each non-credit course offered during the fiscal year, then adding the results together to reach the total.*

Business & Industry/Professional Development

Employers to which KVCC has provided contract training

Adult Ed

- Augusta Adult Ed
- Belfast Adult Ed
- Fairfield Adult Ed
- Gardiner Adult Ed
- Rockland/MCSTA Adult Ed
- Skowhegan Adult Ed
- Turner Adult Education
- Thorndike Adult Ed

Federal /State Government

- * Maine Army National Guard
- * Maine Legislature
- * Maine State Plan Office
- * Department of Transportation
- * Department of Administrative and Financial Services

High Schools, Technical Centers and Colleges

- Capital Area Technical Center
- Carrabec High School
- Colby College
- Cony High School
- Erskine Academy
- Foster Technical Center
- Gardiner Area High School
- Gray-New Gloucester High School
- Kennebec Learning Center
- Lakes Region Community College
- Lawrence High School
- Madison Area High School
- Maranacook Community High School
- Messalonskee High School
- Mid Coast School of Technology
- Mid Maine Technical Center
- Searsport District High School
- Somerset Career & Technical Center
- Skowhegan Area High School
- Valley High School
- Waldo County Technical Center
- Waterville High School
- Winslow High School

Business & Industry

- AE Hudson
- Backyard Farms
- Child Development Services
- Discovery House
- Efficiency Maine
- Fisher Engineering
- FMH-Farmington
- Hammond Lumber Company
- Holiday Inn
- Huhtamaki
- J & R Metal Frames
- KVCAP
- Kennebec Learning Center
- Lohman
- Maine Association of Building Efficiency Professionals
- Maine Oxy
- Medical Care Development
- MEMIC Safety Academy
- Mid State Machine
- Newport Industrial Fabrication
- SAPPI
- Unity Preschool
- UTC Fire & Safety
- Verso Paper
- Vic Firth
- Waterville Grand Hotel
- Welding Quality Center

Municipalities

- | | |
|-------------------------------|----------------------------|
| • Boothbay Harbor EMS | *Bridgeport, CT |
| • City of Bangor | *Jefferson Fire Station |
| • Kingfield Fire Station | *Manchester, CT |
| • Town of Albion | *Mt. Vernon Fire Station |
| • Town of Boothbay Harbor | *Randolph, VT |
| • Unity Ambulance | *St. George Ambulance Base |
| • Belgrade Lakes Fire Station | |

Accreditation

Kennebec Valley Community College is accredited by the New England Association of Schools and Colleges, Inc. (NEASC) through its Commission on Institutions of Higher Education (CIHE).



New England Association of Schools and Colleges

Commission on Institutions of Higher Education (CIHE)

www.kvcc.me.edu

1-800-528-5882

Kennebec Valley Community College is an equal opportunity/affirmative action institution and employer. For more information please call 207-453-5123.



*Lunder Library
Fairfield Campus*